



NATIONAL CHAMPIONSHIP RACE MEETING

Cadwell Park

16th May 2010



Results Provided by Timing Solutions Ltd

www.tsl-timing.com

Legends Cars Championship

QUALIFYING - RACE 1 - CLASSIFICATION

POS	NO	CL	NAME	ENTRY	TIME	ON	LAPS	GAP	DIFF	MPH
1	5		John Jon HIGGINS	Legend Ford Coupe	1:44.196	5	8			75.56
2	1		Lee FITZPATRICK	Legend Ford Coupe	1:44.635	6	6	0.439	0.439	75.24
3	12		Stephen TREHERNE	Legend Ford	1:44.764	8	8	0.568	0.129	75.15
4	32		Peter MORTON	Legend Ford Coupe	1:44.971	6	8	0.775	0.207	75.00
5	19		Lawrence DAVEY	Legend Ford Coupe	1:45.024	5	6	0.828	0.053	74.96
6	8		Nick BRACE	Legend Ford Coupe	1:45.821	5	8	1.625	0.797	74.40
7	11		Simon BELCHER	Legend 1934 Ford Coupe	1:46.152	8	8	1.956	0.331	74.16
8	3		Ross MARSHALL	Legend Ford Coupe	1:46.801	7	8	2.605	0.649	73.71
9	4		John MICKEL	Legend 1934 Coupe	1:47.121	5	8	2.925	0.320	73.49
10	66		Stephen WHITELEGG	Legend 1937 Ford Sedan	1:47.732	5	8	3.536	0.611	73.08
11	55		Ben POWER	Legend Ford Coupe	1:47.992	8	8	3.796	0.260	72.90
12	7		Dean BRACE	Legend Ford Coupe	1:48.043	8	8	3.847	0.051	72.87
13	14		Paul MUSSELLE	Legend 1934 Coupe	1:48.118	8	8	3.922	0.075	72.81
14	15		Paul SIMMONS	Legend Ford Coupe	1:48.813	8	8	4.617	0.695	72.35
15	69		Gerard McCOSH	Legend 1934 Ford Coupe	1:49.157	6	7	4.961	0.344	72.12
16	49		David WARD	Legend Dodge 37 Sedan	1:49.288	8	8	5.092	0.131	72.04
17	43		Mick MERCER	Legend 37 Ford Sedan	1:49.622	5	8	5.426	0.334	71.82
18	52		Gareth MARTIN	Legend Ford Coupe	1:50.730	6	8	6.534	1.108	71.10
19	33		Chris BELL	Legend Chevy Coupe	1:51.175	6	8	6.979	0.445	70.81
20	96		Paul O'BRIEN	Legend Ford Sedan	1:51.196	5	6	7.000	0.021	70.80
21	30		Craig MITCHELL	Legend 1934 Ford Coupe	1:51.226	8	8	7.030	0.030	70.78
22	53		Dominic SPURR	Legend 37 Ford	1:51.986	7	7	7.790	0.760	70.30
23	39		Jess GWYNNE	Legend Ford	1:52.211	7	7	8.015	0.225	70.16
24	59		Paul MANSELL	Legend 1934 Ford Coupe	1:52.592	6	6	8.396	0.381	69.92
25	95		Niki MEREDITH	Legend 1934 Ford Coupe	1:53.042	2	5	8.846	0.450	69.64
26	29		Nathan ANTHONY	Legend 1934 Ford Coupe	1:53.972	6	8	9.776	0.930	69.07
27	71		Alasdair THOM	Legend 1934 Ford Coupe	1:54.506	6	8	10.310	0.534	68.75
28	54		Nick POWER	Legend Ford	1:57.308	7	7	13.112	2.802	67.11

Weather / Track : Cloudy / Dry

These results are provisional until the conclusion of any judicial and technical matters.

Cadwell Park

Circuit Length = 2.1870 miles

Start: 09:03 End: 09:20

Clerk of Course :		Timekeeper :
-------------------	--	--------------

Legends Cars Championship

QUALIFYING - RACE 1 - LAP ANALYSIS

1	Lee FITZPATRICK			Legend Ford Coupe			
1 -	1:50.535	+ 5.900	9:06:19.863	4 -	1:45.611	+ 0.976	9:11:38.880
2 -	1:47.342	+ 2.707	9:08:07.205	5 -	1:45.041	+ 0.406	9:13:23.921
3 -	1:46.064	+ 1.429	9:09:53.269	6 -	1:44.635		9:15:08.556
3	Ross MARSHALL			Legend Ford Coupe			
1 -	1:53.522	+ 6.721	9:06:29.140	5 -	1:48.144	+ 1.343	9:13:46.942
2 -	1:53.650	+ 6.849	9:08:22.790	6 -	1:49.273	+ 2.472	9:15:36.215
3 -	1:48.709	+ 1.908	9:10:11.499	7 -	1:46.801		9:17:23.016
4 -	1:47.299	+ 0.498	9:11:58.798	8 -	1:48.290	+ 1.489	9:19:11.306
4	John MICKEL			Legend 1934 Coupe			
1 -	1:55.549	+ 8.428	9:06:20.761	5 -	1:47.121		9:13:37.371
2 -	1:51.922	+ 4.801	9:08:12.683	6 -	1:49.075	+ 1.954	9:15:26.446
3 -	1:49.171	+ 2.050	9:10:01.854	7 -	1:47.843	+ 0.722	9:17:14.289
4 -	1:48.396	+ 1.275	9:11:50.250	8 -	1:47.666	+ 0.545	9:19:01.955
5	John Jon HIGGINS			Legend Ford Coupe			
1 -	1:49.550	+ 5.354	9:06:17.136	5 -	1:44.196		9:13:17.210
2 -	1:46.152	+ 1.956	9:08:03.288	6 -	1:45.898	+ 1.702	9:15:03.108
3 -	1:45.015	+ 0.819	9:09:48.303	7 -	1:45.730	+ 1.534	9:16:48.838
4 -	1:44.711	+ 0.515	9:11:33.014	8 -	1:50.387	+ 6.191	9:18:39.225
7	Dean BRACE			Legend Ford Coupe			
1 -	2:00.969	+ 12.926	9:06:18.947	5 -	1:50.485	+ 2.442	9:13:48.301
2 -	1:55.442	+ 7.399	9:08:14.389	6 -	1:50.063	+ 2.020	9:15:38.364
3 -	1:52.387	+ 4.344	9:10:06.776	7 -	1:48.180	+ 0.137	9:17:26.544
4 -	1:51.040	+ 2.997	9:11:57.816	8 -	1:48.043		9:19:14.587
8	Nick BRACE			Legend Ford Coupe			
1 -	1:56.606	+ 10.785	9:06:05.026	5 -	1:45.821		9:13:18.763
2 -	1:51.665	+ 5.844	9:07:56.691	6 -	1:57.362	+ 11.541	9:15:16.125
3 -	1:48.863	+ 3.042	9:09:45.554	7 -	2:07.123	+ 21.302	9:17:23.248
4 -	1:47.388	+ 1.567	9:11:32.942	8 -	1:51.573	+ 5.752	9:19:14.821
11	Simon BELCHER			Legend 1934 Ford Coupe			
1 -	1:55.978	+ 9.826	9:07:04.868	5 -	1:47.673	+ 1.521	9:14:22.283
2 -	1:51.555	+ 5.403	9:08:56.423	6 -	1:48.137	+ 1.985	9:16:10.420
3 -	1:50.098	+ 3.946	9:10:46.521	7 -	1:47.502	+ 1.350	9:17:57.922
4 -	1:48.089	+ 1.937	9:12:34.610	8 -	1:46.152		9:19:44.074
12	Stephen TREHERNE			Legend Ford			
1 -	1:50.229	+ 5.465	9:06:19.050	5 -	1:45.915	+ 1.151	9:13:31.022
2 -	1:53.961	+ 9.197	9:08:13.011	6 -	1:45.617	+ 0.853	9:15:16.639
3 -	1:46.881	+ 2.117	9:09:59.892	7 -	1:47.842	+ 3.078	9:17:04.481
4 -	1:45.215	+ 0.451	9:11:45.107	8 -	1:44.764		9:18:49.245
14	Paul MUSSELLE			Legend 1934 Coupe			
1 -	2:00.064	+ 11.946	9:07:04.689	5 -	1:50.987	+ 2.869	9:14:31.804
2 -	1:53.965	+ 5.847	9:08:58.654	6 -	1:50.517	+ 2.399	9:16:22.321
3 -	1:50.992	+ 2.874	9:10:49.646	7 -	1:48.157	+ 0.039	9:18:10.478
4 -	1:51.171	+ 3.053	9:12:40.817	8 -	1:48.118		9:19:58.596
15	Paul SIMMONS			Legend Ford Coupe			
1 -	2:04.362	+ 15.549	9:06:48.090	5 -	1:51.789	+ 2.976	9:14:21.558
2 -	1:54.540	+ 5.727	9:08:42.630	6 -	1:53.697	+ 4.884	9:16:15.255
3 -	1:54.261	+ 5.448	9:10:36.891	7 -	1:49.789	+ 0.976	9:18:05.044
4 -	1:52.878	+ 4.065	9:12:29.769	8 -	1:48.813		9:19:53.857
19	Lawrence DAVEY			Legend Ford Coupe			
1 -	2:05.187	+ 20.163	9:06:47.643	4 -	1:46.509	+ 1.485	9:12:09.741

Weather / Track : Cloudy / Dry

Cadwell Park
Circuit Length = 2.1870 miles
Start: 09:03 End: 09:20

Legends Cars Championship

QUALIFYING - RACE 1 - LAP ANALYSIS

2 -	1:48.066	+ 3.042	9:08:35.709	5 -	1:45.024		9:13:54.765
3 -	1:47.523	+ 2.499	9:10:23.232	6 -	1:48.342	+ 3.318	9:15:43.107
29	Nathan ANTHONY			Legend 1934 Ford Coupe			
1 -	2:16.821 ^P	+ 22.849	9:07:01.033	5 -	1:54.184	+ 0.212	9:14:44.725
2 -	1:59.896	+ 5.924	9:09:00.929	6 -	1:53.972		9:16:38.697
3 -	1:54.404	+ 0.432	9:10:55.333	7 -	1:54.422	+ 0.450	9:18:33.119
4 -	1:55.208	+ 1.236	9:12:50.541	8 -	1:54.955	+ 0.983	9:20:28.074
30	Craig MITCHELL			Legend 1934 Ford Coupe			
1 -	2:02.235	+ 11.009	9:06:13.095	5 -	1:53.407	+ 2.181	9:13:49.388
2 -	1:57.024	+ 5.798	9:08:10.119	6 -	1:53.784	+ 2.558	9:15:43.172
3 -	1:53.632	+ 2.406	9:10:03.751	7 -	1:51.247	+ 0.021	9:17:34.419
4 -	1:52.230	+ 1.004	9:11:55.981	8 -	1:51.226		9:19:25.645
32	Peter MORTON			Legend Ford Coupe			
1 -	1:56.684	+ 11.713	9:06:49.168	5 -	1:46.036	+ 1.065	9:13:55.357
2 -	1:48.054	+ 3.083	9:08:37.222	6 -	1:44.971		9:15:40.328
3 -	1:46.203	+ 1.232	9:10:23.425	7 -	1:45.028	+ 0.057	9:17:25.356
4 -	1:45.896	+ 0.925	9:12:09.321	8 -	1:45.242	+ 0.271	9:19:10.598
33	Chris BELL			Legend Chevy Coupe			
1 -	1:59.258	+ 8.083	9:06:28.379	5 -	1:51.950	+ 0.775	9:14:04.337
2 -	1:56.411	+ 5.236	9:08:24.790	6 -	1:51.175		9:15:55.512
3 -	1:53.278	+ 2.103	9:10:18.068	7 -	1:57.234	+ 6.059	9:17:52.746
4 -	1:54.319	+ 3.144	9:12:12.387	8 -	1:51.291	+ 0.116	9:19:44.037
39	Jess GWYNNE			Legend Ford			
1 -	2:05.634	+ 13.423	9:07:10.410	5 -	1:52.288	+ 0.077	9:14:56.151
2 -	1:58.457	+ 6.246	9:09:08.867	6 -	1:54.964	+ 2.753	9:16:51.115
3 -	2:00.721	+ 8.510	9:11:09.588	7 -	1:52.211		9:18:43.326
4 -	1:54.275	+ 2.064	9:13:03.863				
43	Mick MERCER			Legend 37 Ford Sedan			
1 -	2:06.762	+ 17.140	9:07:04.697	5 -	1:49.622		9:14:36.945
2 -	1:56.735	+ 7.113	9:09:01.432	6 -	1:50.391	+ 0.769	9:16:27.336
3 -	1:54.643	+ 5.021	9:10:56.075	7 -	1:51.053	+ 1.431	9:18:18.389
4 -	1:51.248	+ 1.626	9:12:47.323	8 -	1:52.582	+ 2.960	9:20:10.971
49	David WARD			Legend Dodge 37 Sedan			
1 -	2:03.890	+ 14.602	9:06:50.817	5 -	1:51.740	+ 2.452	9:14:22.232
2 -	1:53.643	+ 4.355	9:08:44.460	6 -	1:50.751	+ 1.463	9:16:12.983
3 -	1:53.497	+ 4.209	9:10:37.957	7 -	1:50.378	+ 1.090	9:18:03.361
4 -	1:52.535	+ 3.247	9:12:30.492	8 -	1:49.288		9:19:52.649
52	Gareth MARTIN			Legend Ford Coupe			
1 -	2:02.251	+ 11.521	9:06:53.860	5 -	1:54.007	+ 3.277	9:14:34.549
2 -	1:55.942	+ 5.212	9:08:49.802	6 -	1:50.730		9:16:25.279
3 -	1:56.680	+ 5.950	9:10:46.482	7 -	1:52.333	+ 1.603	9:18:17.612
4 -	1:54.060	+ 3.330	9:12:40.542	8 -	1:52.532	+ 1.802	9:20:10.144
53	Dominic SPURR			Legend 37 Ford			
1 -	2:05.142	+ 13.156	9:07:09.519	5 -	1:54.086	+ 2.100	9:14:55.352
2 -	1:58.830	+ 6.844	9:09:08.349	6 -	1:56.913	+ 4.927	9:16:52.265
3 -	1:57.833	+ 5.847	9:11:06.182	7 -	1:51.986		9:18:44.251
4 -	1:55.084	+ 3.098	9:13:01.266				
54	Nick POWER			Legend Ford			
1 -	2:08.635	+ 11.327	9:07:04.290	5 -	1:58.956	+ 1.648	9:15:06.233
2 -	2:03.953	+ 6.645	9:09:08.243	6 -	1:58.379	+ 1.071	9:17:04.612
3 -	2:01.193	+ 3.885	9:11:09.436	7 -	1:57.308		9:19:01.920
4 -	1:57.841	+ 0.533	9:13:07.277				

Weather / Track : Cloudy / Dry

Cadwell Park
Circuit Length = 2.1870 miles
Start: 09:03 End: 09:20

Legends Cars Championship

QUALIFYING - RACE 1 - LAP ANALYSIS

55	Ben POWER			Legend Ford Coupe			
1 -	2:03.782	+ 15.790	9:07:11.353	5 -	1:49.133	+ 1.141	9:14:33.237
2 -	1:51.671	+ 3.679	9:09:03.024	6 -	1:49.646	+ 1.654	9:16:22.883
3 -	1:52.387	+ 4.395	9:10:55.411	7 -	1:48.007	+ 0.015	9:18:10.890
4 -	1:48.693	+ 0.701	9:12:44.104	8 -	1:47.992		9:19:58.882
59	Paul MANSELL			Legend 1934 Ford Coupe			
1 -	2:04.862	+ 12.270	9:06:52.975	4 -	1:54.375	+ 1.783	9:12:43.112
2 -	2:00.062	+ 7.470	9:08:53.037	5 -	1:52.729	+ 0.137	9:14:35.841
3 -	1:55.700	+ 3.108	9:10:48.737	6 -	1:52.592		9:16:28.433
66	Stephen WHITELEGG			Legend 1937 Ford Sedan			
1 -	1:58.015	+ 10.283	9:07:01.201	5 -	1:47.732		9:14:23.336
2 -	1:52.224	+ 4.492	9:08:53.425	6 -	1:50.106	+ 2.374	9:16:13.442
3 -	1:52.919	+ 5.187	9:10:46.344	7 -	1:50.475	+ 2.743	9:18:03.917
4 -	1:49.260	+ 1.528	9:12:35.604	8 -	1:47.947	+ 0.215	9:19:51.864
69	Gerard McCOSH			Legend 1934 Ford Coupe			
1 -	2:04.252	+ 15.095	9:06:40.799	5 -	1:50.311	+ 1.154	9:14:07.752
2 -	1:54.800	+ 5.643	9:08:35.599	6 -	1:49.157		9:15:56.909
3 -	1:51.406	+ 2.249	9:10:27.005	7 -	1:50.697	+ 1.540	9:17:47.606
4 -	1:50.436	+ 1.279	9:12:17.441				
71	Alasdair THOM			Legend 1934 Ford Coupe			
1 -	2:08.109	+ 13.603	9:06:25.748	5 -	1:58.205	+ 3.699	9:14:27.739
2 -	2:04.638	+ 10.132	9:08:30.386	6 -	1:54.506		9:16:22.245
3 -	2:01.910	+ 7.404	9:10:32.296	7 -	1:54.778	+ 0.272	9:18:17.023
4 -	1:57.238	+ 2.732	9:12:29.534	8 -	1:55.196	+ 0.690	9:20:12.219
95	Niki MEREDITH			Legend 1934 Ford Coupe			
1 -	1:56.898	+ 3.856	9:11:11.017	4 -	2:15.554	+ 22.512	9:17:20.235
2 -	1:53.042		9:13:04.059	5 -	2:12.714	+ 19.672	9:19:32.949
3 -	2:00.622	+ 7.580	9:15:04.681				
96	Paul O'BRIEN			Legend Ford Sedan			
1 -	2:00.892	+ 9.696	9:07:17.123	4 -	1:54.637	+ 3.441	9:13:35.733
2 -	1:52.335	+ 1.139	9:09:09.458	5 -	1:51.196		9:15:26.929
3 -	2:31.638 ^P	+ 40.442	9:11:41.096	6 -	4:37.406 ^P	+ 2:46.210	9:20:04.335

Weather / Track : Cloudy / Dry

Cadwell Park
Circuit Length = 2.1870 miles
Start: 09:03 End: 09:20

MaX 5 Championship

QUALIFYING - RACE 2 - CLASSIFICATION

POS	NO	CL	NAME	ENTRY	TIME	ON	LAPS	GAP	DIFF	MPH
1	18	A	Paul SHEARD	Mazda MX5	1:46.610	8	8			73.84
2	25	B	Paul RODDISON	Mazda MX5 Mk3	1:47.617	7	8	1.007	1.007	73.15
3	69	A	Matthew ROBINSON	Mazda MX5 Mk3	1:48.092	7	8	1.482	0.475	72.83
4	55	A	Nick DOUGILL	Mazda MX5	1:49.901	8	8	3.291	1.809	71.63
5	46	A	Graham GROVE	Mazda MX5 Mk1	1:49.957	4	8	3.347	0.056	71.60
6	11	A	Ryan CEFFERTY	Mazda MK5 Mk1	1:51.496	5	7	4.886	1.539	70.61
7	24	A	Jonathan HALLIWELL	Mazda MX5	1:51.854	6	8	5.244	0.358	70.38
8	33	B	Clive BUSSEY	Mazda MX5	1:51.859	7	7	5.249	0.005	70.38
9	8	B	Martin DOONER	Mazda MX5 Mk3	1:53.354	8	8	6.744	1.495	69.45
10	1	A	Nick WRIGHT	Mazda MX5	1:53.469	7	8	6.859	0.115	69.38
11	27	A	Eamonn MATTHEWS	Mazda MX5	1:58.109	6	7	11.499	4.640	66.65
12	23	A	Mark THEAKER	Mazda MX5	2:00.599	6	7	13.989	2.490	65.28

Weather / Track : Cloudy / Dry
 These results are provisional until the conclusion of any judicial and technical matters.

Cadwell Park
 Circuit Length = 2.1870 miles
 Start: 09:27 End: 09:43

Clerk of Course :		Timekeeper :
-------------------	--	--------------

MaX 5 Championship

QUALIFYING - RACE 2 - LAP ANALYSIS

1	Nick WRIGHT		A Mazda MX5				
1 -	2:00.231	+ 6.762	9:29:48.257	5 -	2:07.234	+ 13.765	9:37:43.077
2 -	1:56.031	+ 2.562	9:31:44.288	6 -	1:54.707	+ 1.238	9:39:37.784
3 -	1:57.319	+ 3.850	9:33:41.607	7 -	1:53.469		9:41:31.253
4 -	1:54.236	+ 0.767	9:35:35.843	8 -	1:54.295	+ 0.826	9:43:25.548
8	Martin DOONER		B Mazda MX5 Mk3				
1 -	1:58.038	+ 4.684	9:29:49.072	5 -	1:53.602	+ 0.248	9:37:28.889
2 -	1:55.686	+ 2.332	9:31:44.758	6 -	1:56.330	+ 2.976	9:39:25.219
3 -	1:55.985	+ 2.631	9:33:40.743	7 -	1:55.301	+ 1.947	9:41:20.520
4 -	1:54.544	+ 1.190	9:35:35.287	8 -	1:53.354		9:43:13.874
11	Ryan CEFFERTY		A Mazda MK5 Mk1				
1 -	1:59.121	+ 7.625	9:29:54.979	5 -	1:51.496		9:37:33.191
2 -	1:53.187	+ 1.691	9:31:48.166	6 -	1:51.985	+ 0.489	9:39:25.176
3 -	1:53.050	+ 1.554	9:33:41.216	7 -	2:01.876	+ 10.380	9:41:27.052
4 -	2:00.479	+ 8.983	9:35:41.695				
18	Paul SHEARD		A Mazda MX5				
1 -	2:15.178	+ 28.568	9:30:22.719	5 -	1:47.245	+ 0.635	9:37:33.909
2 -	1:49.481	+ 2.871	9:32:12.200	6 -	1:46.890	+ 0.280	9:39:20.799
3 -	1:47.535	+ 0.925	9:33:59.735	7 -	1:46.778	+ 0.168	9:41:07.577
4 -	1:46.929	+ 0.319	9:35:46.664	8 -	1:46.610		9:42:54.187
23	Mark THEAKER		A Mazda MX5				
1 -	2:17.366	+ 16.767	9:30:13.240	5 -	2:02.419	+ 1.820	9:38:46.948
2 -	2:12.547	+ 11.948	9:32:25.787	6 -	2:00.599		9:40:47.547
3 -	2:02.990	+ 2.391	9:34:28.777	7 -	2:01.123	+ 0.524	9:42:48.670
4 -	2:15.752	+ 15.153	9:36:44.529				
24	Jonathan HALLIWELL		A Mazda MX5				
1 -	2:11.817	+ 19.963	9:30:14.998	5 -	1:52.424	+ 0.570	9:37:48.992
2 -	1:55.456	+ 3.602	9:32:10.454	6 -	1:51.854		9:39:40.846
3 -	1:53.006	+ 1.152	9:34:03.460	7 -	1:51.961	+ 0.107	9:41:32.807
4 -	1:53.108	+ 1.254	9:35:56.568	8 -	1:52.484	+ 0.630	9:43:25.291
25	Paul RODDISON		B Mazda MX5 Mk3				
1 -	1:52.306	+ 4.689	9:29:35.884	5 -	1:47.911	+ 0.294	9:36:50.132
2 -	1:48.921	+ 1.304	9:31:24.805	6 -	1:47.877	+ 0.260	9:38:38.009
3 -	1:48.753	+ 1.136	9:33:13.558	7 -	1:47.617		9:40:25.626
4 -	1:48.663	+ 1.046	9:35:02.221	8 -	1:48.264	+ 0.647	9:42:13.890
27	Eamonn MATTHEWS		A Mazda MX5				
1 -	2:12.965	+ 14.856	9:30:14.917	5 -	1:59.376	+ 1.267	9:38:24.894
2 -	2:07.912	+ 9.803	9:32:22.829	6 -	1:58.109		9:40:23.003
3 -	2:02.161	+ 4.052	9:34:24.990	7 -	1:58.624	+ 0.515	9:42:21.627
4 -	2:00.528	+ 2.419	9:36:25.518				
33	Clive BUSSEY		B Mazda MX5				
1 -	2:00.929	+ 9.070	9:29:48.009	5 -	1:53.563	+ 1.704	9:37:26.814
2 -	1:56.091	+ 4.232	9:31:44.100	6 -	1:54.153	+ 2.294	9:39:20.967
3 -	1:54.885	+ 3.026	9:33:38.985	7 -	1:51.859		9:41:12.826
4 -	1:54.266	+ 2.407	9:35:33.251				
46	Graham GROVE		A Mazda MX5 Mk1				
1 -	1:54.659	+ 4.702	9:29:37.731	5 -	1:50.248	+ 0.291	9:36:59.620
2 -	1:51.500	+ 1.543	9:31:29.231	6 -	1:51.427	+ 1.470	9:38:51.047
3 -	1:50.184	+ 0.227	9:33:19.415	7 -	1:50.959	+ 1.002	9:40:42.006
4 -	1:49.957		9:35:09.372	8 -	1:50.613	+ 0.656	9:42:32.619

Weather / Track : Cloudy / Dry

Cadwell Park
Circuit Length = 2.1870 miles
Start: 09:27 End: 09:43

MaX 5 Championship

QUALIFYING - RACE 2 - LAP ANALYSIS

55		Nick DOUGILL		A		Mazda MX5	
1 -	2:00.227	+ 10.326	9:29:57.138	5 -	1:50.571	+ 0.670	9:37:33.820
2 -	1:54.430	+ 4.529	9:31:51.568	6 -	1:51.612	+ 1.711	9:39:25.432
3 -	1:57.904	+ 8.003	9:33:49.472	7 -	2:02.746	+ 12.845	9:41:28.178
4 -	1:53.777	+ 3.876	9:35:43.249	8 -	1:49.901		9:43:18.079
69		Matthew ROBINSON		A		Mazda MX5 Mk3	
1 -	2:18.908	+ 30.816	9:30:22.514	5 -	1:48.145	+ 0.053	9:37:44.461
2 -	1:53.565	+ 5.473	9:32:16.079	6 -	1:48.471	+ 0.379	9:39:32.932
3 -	1:50.719	+ 2.627	9:34:06.798	7 -	1:48.092		9:41:21.024
4 -	1:49.518	+ 1.426	9:35:56.316	8 -	1:48.676	+ 0.584	9:43:09.700


Weather / Track : Cloudy / Dry

Cadwell Park
Circuit Length = 2.1870 miles
Start: 09:27 End: 09:43

MaX 5 Championship

RACE 2 - GRID

ROW 6	2:00.599 23 Mark THEAKER	1:58.109 27 Eamonn MATTHEWS
ROW 5	1:53.469 1 Nick WRIGHT	1:53.354 8 Martin DOONER
ROW 4	1:51.859 33 Clive BUSSEY	1:51.854 24 Jonathan HALLIWELL
ROW 3	1:51.496 11 Ryan CEFFERTY	1:49.957 46 Graham GROVE
ROW 2	1:49.901 55 Nick DOUGILL	1:48.092 69 Matthew ROBINSON
ROW 1	1:47.617 25 Paul RODDISON	1:46.610 18 Paul SHEARD
Pole		



Cadwell Park
Circuit Length = 2.1870 miles

These results are provisional until the conclusion of any judicial and technical matters.

Clerk of Course :		Timekeeper :
-------------------	--	--------------

Bernard Baxter Engineering / URS Classic Formula Ford Championship
QUALIFYING - RACE 3 - CLASSIFICATION

POS	NO	CL	NAME	ENTRY	TIME	ON	LAPS	GAP	DIFF	MPH
1	56	A	Nigel LINGWOOD	Van Diemen RF80	1:37.354	9	9			80.87
2	13	A	Stuart KESTENBAUM	Van Diemen RF79	1:37.652	5	8	0.298	0.298	80.62
3	21	A	Steve PEARCE	Van Diemen RF78	1:38.114	9	9	0.760	0.462	80.24
4	34	A	Colin WILLIAMS	PRS RH01	1:38.162	4	4	0.808	0.048	80.20
5	31	A	Oliver ROBINSON	Van Diemen RF81	1:38.233	9	9	0.879	0.071	80.14
6	23	A	David BRISE	Royale RP21	1:38.820	9	9	1.466	0.587	79.67
7	10	A	James GOWENS	PRS RH01	1:38.862	9	9	1.508	0.042	79.63
8	4	B	Graham LEGGET	Crossle 25F	1:41.540	8	9	4.186	2.678	77.53
9	55	A	Roger NEWMAN	Van Diemen RF80	1:42.020	9	9	4.666	0.480	77.17
10	28	A	Alan FINCHAM	Van Diemen RF80	1:42.169	2	9	4.815	0.149	77.05
11	60	B	James BUCKTON Jnr	Elden Mk8	1:44.303	8	8	6.949	2.134	75.48
12	72	B	James BUCKTON	Elden Mk8/10	1:49.217	8	8	11.863	4.914	72.08
13	11	B	Michael SAUNDERS	Hawke DL11	1:56.314	6	7	18.960	7.097	67.68
14	79	A	Liam McSHANE	Crossle 45F	2:01.307	1	1	23.953	4.993	64.90
15	71	B	Amanda WHITAKER	Elden MK8		0	2			

Weather / Track : Cloudy / Dry
 These results are provisional until the conclusion of any judicial and technical matters.

Cadwell Park
 Circuit Length = 2.1870 miles
 Start: 09:47 End: 10:04

Clerk of Course :		Timekeeper :
-------------------	--	--------------

Bernard Baxter Engineering / URS Classic Formula Ford Championship
QUALIFYING - RACE 3 - LAP ANALYSIS

4	Graham LEGGET		B Crossle 25F				
1 -	1:49.243	+ 7.703	9:49:38.612	6 -	2:01.079	+ 19.539	9:58:38.958
2 -	1:43.162	+ 1.622	9:51:21.774	7 -	1:43.598	+ 2.058	10:00:22.556
3 -	1:45.276	+ 3.736	9:53:07.050	8 -	1:41.540		10:02:04.096
4 -	1:43.409	+ 1.869	9:54:50.459	9 -	1:42.293	+ 0.753	10:03:46.389
5 -	1:47.420	+ 5.880	9:56:37.879				
10	James GOWENS		A PRS RH01				
1 -	1:50.144	+ 11.282	9:49:52.139	6 -	1:40.203	+ 1.341	9:58:15.115
2 -	1:41.200	+ 2.338	9:51:33.339	7 -	1:39.629	+ 0.767	9:59:54.744
3 -	1:39.718	+ 0.856	9:53:13.057	8 -	1:39.594	+ 0.732	10:01:34.338
4 -	1:40.136	+ 1.274	9:54:53.193	9 -	1:38.862		10:03:13.200
5 -	1:41.719	+ 2.857	9:56:34.912				
11	Michael SAUNDERS		B Hawke DL11				
1 -	2:11.296	+ 14.982	9:50:22.943	5 -	1:58.239	+ 1.925	9:58:20.126
2 -	1:58.435	+ 2.121	9:52:21.378	6 -	1:56.314		10:00:16.440
3 -	1:58.686	+ 2.372	9:54:20.064	7 -	1:57.818	+ 1.504	10:02:14.258
4 -	2:01.823	+ 5.509	9:56:21.887				
13	Stuart KESTENBAUM		A Van Diemen RF79				
1 -	3:13.833 ^P	+ 1:36.181	9:50:57.211	5 -	1:37.652		9:57:33.764
2 -	1:42.120	+ 4.468	9:52:39.331	6 -	1:47.035	+ 9.383	9:59:20.799
3 -	1:38.339	+ 0.687	9:54:17.670	7 -	1:38.401	+ 0.749	10:00:59.200
4 -	1:38.442	+ 0.790	9:55:56.112	8 -	1:39.719	+ 2.067	10:02:38.919
21	Steve PEARCE		A Van Diemen RF78				
1 -	1:47.186	+ 9.072	9:49:37.966	6 -	1:39.266	+ 1.152	9:57:58.708
2 -	1:42.029	+ 3.915	9:51:19.995	7 -	1:39.280	+ 1.166	9:59:37.988
3 -	1:39.374	+ 1.260	9:52:59.369	8 -	1:39.236	+ 1.122	10:01:17.224
4 -	1:39.239	+ 1.125	9:54:38.608	9 -	1:38.114		10:02:55.338
5 -	1:40.834	+ 2.720	9:56:19.442				
23	David BRISE		A Royale RP21				
1 -	1:47.137	+ 8.317	9:49:41.742	6 -	1:42.342	+ 3.522	9:58:13.656
2 -	1:42.436	+ 3.616	9:51:24.178	7 -	1:41.862	+ 3.042	9:59:55.518
3 -	1:43.250	+ 4.430	9:53:07.428	8 -	1:39.835	+ 1.015	10:01:35.353
4 -	1:42.062	+ 3.242	9:54:49.490	9 -	1:38.820		10:03:14.173
5 -	1:41.824	+ 3.004	9:56:31.314				
28	Alan FINCHAM		A Van Diemen RF80				
1 -	1:47.375	+ 5.206	9:49:41.007	6 -	1:44.839	+ 2.670	9:58:19.647
2 -	1:42.169		9:51:23.176	7 -	1:44.162	+ 1.993	10:00:03.809
3 -	1:43.085	+ 0.916	9:53:06.261	8 -	1:43.837	+ 1.668	10:01:47.646
4 -	1:43.204	+ 1.035	9:54:49.465	9 -	1:43.549	+ 1.380	10:03:31.195
5 -	1:45.343	+ 3.174	9:56:34.808				
31	Oliver ROBINSON		A Van Diemen RF81				
1 -	1:49.866	+ 11.633	9:49:51.703	6 -	1:47.485	+ 9.252	9:58:35.605
2 -	1:40.785	+ 2.552	9:51:32.488	7 -	1:46.083	+ 7.850	10:00:21.688
3 -	1:39.133	+ 0.900	9:53:11.621	8 -	1:39.066	+ 0.833	10:02:00.754
4 -	1:57.496	+ 19.263	9:55:09.117	9 -	1:38.233		10:03:38.987
5 -	1:39.003	+ 0.770	9:56:48.120				
34	Colin WILLIAMS		A PRS RH01				
1 -	1:47.708	+ 9.546	9:49:35.613	3 -	1:39.239	+ 1.077	9:52:55.699
2 -	1:40.847	+ 2.685	9:51:16.460	4 -	1:38.162		9:54:33.861
55	Roger NEWMAN		A Van Diemen RF80				
1 -	1:50.187	+ 8.167	9:49:51.153	6 -	1:43.134	+ 1.114	9:58:28.037
2 -	1:44.365	+ 2.345	9:51:35.518	7 -	1:42.514	+ 0.494	10:00:10.551

Weather / Track : Cloudy / Dry

Cadwell Park
 Circuit Length = 2.1870 miles
 Start: 09:47 End: 10:04


Bernard Baxter Engineering / URS Classic Formula Ford Championship
QUALIFYING - RACE 3 - LAP ANALYSIS

3 -	1:42.516	+ 0.496	9:53:18.034	8 -	1:42.181	+ 0.161	10:01:52.732
4 -	1:44.554	+ 2.534	9:55:02.588	9 -	1:42.020		10:03:34.752
5 -	1:42.315	+ 0.295	9:56:44.903				
56	Nigel LINGWOOD A Van Diemen RF80						
1 -	1:49.474	+ 12.120	9:49:34.755	6 -	1:39.056	+ 1.702	9:57:50.126
2 -	1:40.086	+ 2.732	9:51:14.841	7 -	1:38.990	+ 1.636	9:59:29.116
3 -	1:39.418	+ 2.064	9:52:54.259	8 -	1:39.078	+ 1.724	10:01:08.194
4 -	1:38.237	+ 0.883	9:54:32.496	9 -	1:37.354		10:02:45.548
5 -	1:38.574	+ 1.220	9:56:11.070				
60	James BUCKTON Jnr B Elden Mk8						
1 -	1:59.083	+ 14.780	9:50:08.190	5 -	1:48.161	+ 3.858	9:57:26.796
2 -	1:50.655	+ 6.352	9:51:58.845	6 -	1:45.524	+ 1.221	9:59:12.320
3 -	1:49.451	+ 5.148	9:53:48.296	7 -	1:45.345	+ 1.042	10:00:57.665
4 -	1:50.339	+ 6.036	9:55:38.635	8 -	1:44.303		10:02:41.968
71	Amanda WHITAKER B Elden MK8						
1 -	4:20.853 ^P	- 03:56:33.923	9:52:08.462	2 -	1:49.988	- 03:59:04.788	9:53:58.450
72	James BUCKTON B Elden Mk8/10						
1 -	1:56.174	+ 6.957	9:49:57.529	5 -	1:51.232	+ 2.015	9:57:31.683
2 -	1:54.722	+ 5.505	9:51:52.251	6 -	1:51.877	+ 2.660	9:59:23.560
3 -	1:54.782	+ 5.565	9:53:47.033	7 -	1:53.895	+ 4.678	10:01:17.455
4 -	1:53.418	+ 4.201	9:55:40.451	8 -	1:49.217		10:03:06.672
79	Liam McSHANE A Crossle 45F						
1 -	2:01.307		9:50:04.543				

Weather / Track : Cloudy / Dry

Cadwell Park
 Circuit Length = 2.1870 miles
 Start: 09:47 End: 10:04

Bernard Baxter Engineering / URS Classic Formula Ford Championship
RACE 3 - GRID

ROW 8	2:01.307 79 Liam McSHANE	71 Amanda WHITAKER
ROW 7	1:49.217 72 James BUCKTON	1:56.314 11 Michael SAUNDERS
ROW 6	1:42.169 28 Alan FINCHAM	1:44.303 60 James BUCKTON Jnr
ROW 5	1:41.540 4 Graham LEGGET	1:42.020 55 Roger NEWMAN
ROW 4	1:38.820 23 David BRISE	1:38.862 10 James GOWENS
ROW 3	1:38.162 34 Colin WILLIAMS	1:38.233 31 Oliver ROBINSON
ROW 2	1:37.652 13 Stuart KESTENBAUM	1:38.114 21 Steve PEARCE
ROW 1		1:37.354 56 Nigel LINGWOOD
Pole		
		

Cadwell Park
 Circuit Length = 2.1870 miles

Clerk of Course :		Timekeeper :
-------------------	--	--------------

CNC Head Sports Saloon Championship

QUALIFYING - RACE 4 - CLASSIFICATION

POS	NO	CL	NAME	ENTRY	TIME	ON	LAPS	GAP	DIFF	MPH
1	2	D	Paul DOBSON	Mazda RX7	1:35.236	5	5			82.66
2	5	B	Alistair CHALMERS	Caterham CSR	1:36.127	6	9	0.891	0.891	81.90
3	1	C	Robert SPENCER	Stuart Taylor Locosaki	1:37.036	6	7	1.800	0.909	81.13
4	10	C	Danny KEENAN	MK Indy Busa Indy	1:37.289	2	2	2.053	0.253	80.92
5	52	D	Andy ROBEY	BMW M3	1:37.377	7	7	2.141	0.088	80.85
6	12	E	Dennis CROMPTON	BMW E30 M3	1:37.529	5	9	2.293	0.152	80.72
7	95	C	Paul WOOLFITT	Zcars Mini	1:38.282	9	9	3.046	0.753	80.10
8	51	C	Robbie BIRRELL	Caterham Seven	1:39.049	6	8	3.813	0.767	79.48
9	69	C	Chris MARIES	MK Indy Busa RR	1:39.166	7	8	3.930	0.117	79.39
10	8	A	Peter ISHERWOOD	Subaru Impreza	1:39.390	7	8	4.154	0.224	79.21
11	9	D	Duncan AUKLAND	Rover 3500se	1:39.672	5	8	4.436	0.282	78.99
12	23	A	Tim EVANS	Subaru Impreza	1:40.142	8	8	4.906	0.470	78.61
13	80	D	John GARNETT	Porsche 911 GT3 Cup	1:40.830	4	9	5.594	0.688	78.08
14	26	B	Cam FORBES	Westfield SEiW	1:41.080	5	8	5.844	0.250	77.88
15	34	C	Wayne SCHOFIELD	Suzuki Cappuccino	1:41.989	7	8	6.753	0.909	77.19
16	61	D	David LEIGH	Seat Leon Cup Mk1	1:42.033	8	8	6.797	0.044	77.16
17	38	B	Kevin CRYER	Caterham Seven	1:42.053	8	9	6.817	0.020	77.14
18	76	E	Kingsley INGRAM	Mazda 323F	1:43.441	6	6	8.205	1.388	76.11
19	82	F	Graham SAUL	Ford Fiesta XR2	1:45.411	5	7	10.175	1.970	74.68
20	73	F	Phil HALL	Banks Europa	1:48.737	7	8	13.501	3.326	72.40
21	24	D	Ralph UNDERWOOD	Triumph TR7 V8	1:48.844	7	8	13.608	0.107	72.33
22	77	F	Paul INGRAM	Ford Fiesta	1:49.327	6	7	14.091	0.483	72.01
23	40	B	Dave MARIES	MK Indy Busa RR Zetec	1:49.618	7	7	14.382	0.291	71.82
24	39	F	Jamie CRYER	Ford Fiesta	1:50.297	5	8	15.061	0.679	71.38
25	17	A	Ian HALL	Darrian Wildcat V8 T98-GTR	1:51.987	1	1	16.751	1.690	70.30
26	63	B	Richard HALL	Ginetta G20	1:53.126	7	7	17.890	1.139	69.59
27	91	C	Chris ALLANSON	Zcars Mini	1:54.939	1	4	19.703	1.813	68.49
28	37	F	Brian ALLEN	Ford Fiesta XR2i	1:55.029	7	7	19.793	0.090	68.44
29	25	D	Bob CLAXTON	Skoda Coupe	2:00.701	4	6	25.465	5.672	65.22

Weather / Track : Cloudy / Dry

These results are provisional until the conclusion of any judicial and technical matters.

Cadwell Park

Circuit Length = 2.1870 miles

Start: 10:12 End: 10:28

Clerk of Course :		Timekeeper :
-------------------	--	--------------

CNC Head Sports Saloon Championship

QUALIFYING - RACE 4 - LAP ANALYSIS

1	Robert SPENCER			C	Stuart Taylor Locosaki		
1 -	1:48.647	+ 11.611	10:14:41.568	5 -	1:42.585	+ 5.549	10:21:29.326
2 -	1:42.648	+ 5.612	10:16:24.216	6 -	1:37.036		10:23:06.362
3 -	1:45.040	+ 8.004	10:18:09.256	7 -	1:37.154	+ 0.118	10:24:43.516
4 -	1:37.485	+ 0.449	10:19:46.741				
2	Paul DOBSON			D	Mazda RX7		
1 -	1:51.487	+ 16.251	10:14:27.155	4 -	1:45.176	+ 9.940	10:19:28.114
2 -	1:39.054	+ 3.818	10:16:06.209	5 -	1:35.236		10:21:03.350
3 -	1:36.729	+ 1.493	10:17:42.938				
5	Alistair CHALMERS			B	Caterham CSR		
1 -	1:44.692	+ 8.565	10:14:23.337	6 -	1:36.127		10:22:36.369
2 -	1:39.120	+ 2.993	10:16:02.457	7 -	1:36.899	+ 0.772	10:24:13.268
3 -	1:37.459	+ 1.332	10:17:39.916	8 -	1:36.871	+ 0.744	10:25:50.139
4 -	1:41.488	+ 5.361	10:19:21.404	9 -	1:36.657	+ 0.530	10:27:26.796
5 -	1:38.838	+ 2.711	10:21:00.242				
8	Peter ISHERWOOD			A	Subaru Impreza		
1 -	1:56.190	+ 16.800	10:15:35.774	5 -	1:42.055	+ 2.665	10:22:48.344
2 -	1:52.038	+ 12.648	10:17:27.812	6 -	1:40.134	+ 0.744	10:24:28.478
3 -	1:54.300	+ 14.910	10:19:22.112	7 -	1:39.390		10:26:07.868
4 -	1:44.177	+ 4.787	10:21:06.289	8 -	1:41.752	+ 2.362	10:27:49.620
9	Duncan AUKLAND			D	Rover 3500se		
1 -	1:59.300	+ 19.628	10:15:32.567	5 -	1:39.672		10:22:40.674
2 -	1:55.148	+ 15.476	10:17:27.715	6 -	1:39.856	+ 0.184	10:24:20.530
3 -	1:50.428	+ 10.756	10:19:18.143	7 -	1:39.911	+ 0.239	10:26:00.441
4 -	1:42.859	+ 3.187	10:21:01.002	8 -	1:40.144	+ 0.472	10:27:40.585
10	Danny KEENAN			C	MK Indy Busa Indy		
1 -	1:41.533	+ 4.244	10:14:18.642	2 -	1:37.289		10:15:55.931
12	Dennis CROMPTON			E	BMW E30 M3		
1 -	1:55.257	+ 17.728	10:15:01.739	6 -	1:42.498	+ 4.969	10:23:22.062
2 -	1:42.242	+ 4.713	10:16:43.981	7 -	1:38.871	+ 1.342	10:25:00.933
3 -	1:40.215	+ 2.686	10:18:24.196	8 -	1:40.834	+ 3.305	10:26:41.767
4 -	1:37.839	+ 0.310	10:20:02.035	9 -	1:39.317	+ 1.788	10:28:21.084
5 -	1:37.529		10:21:39.564				
17	Ian HALL			A	Darrian Wildcat V8 T98-GTR		
1 -	1:51.987		10:15:17.749				
23	Tim EVANS			A	Subaru Impreza		
1 -	1:56.959	+ 16.817	10:15:32.991	5 -	1:46.193	+ 6.051	10:22:50.667
2 -	1:54.051	+ 13.909	10:17:27.042	6 -	1:41.086	+ 0.944	10:24:31.753
3 -	1:50.537	+ 10.395	10:19:17.579	7 -	1:41.712	+ 1.570	10:26:13.465
4 -	1:46.895	+ 6.753	10:21:04.474	8 -	1:40.142		10:27:53.607
24	Ralph UNDERWOOD			D	Triumph TR7 V8		
1 -	2:02.626	+ 13.782	10:15:28.793	5 -	1:50.042	+ 1.198	10:23:01.990
2 -	1:57.397	+ 8.553	10:17:26.190	6 -	1:49.852	+ 1.008	10:24:51.842
3 -	1:54.603	+ 5.759	10:19:20.793	7 -	1:48.844		10:26:40.686
4 -	1:51.155	+ 2.311	10:21:11.948	8 -	1:50.056	+ 1.212	10:28:30.742
25	Bob CLAXTON			D	Skoda Coupe		
1 -	2:08.537	+ 7.836	10:15:24.359	4 -	2:00.701		10:21:30.990
2 -	2:01.656	+ 0.955	10:17:26.015	5 -	3:31.048 P	+ 1:30.347	10:25:02.038
3 -	2:04.274	+ 3.573	10:19:30.289	6 -	2:08.138	+ 7.437	10:27:10.176

Weather / Track : Cloudy / Dry

Cadwell Park
Circuit Length = 2.1870 miles
Start: 10:12 End: 10:28

CNC Head Sports Saloon Championship

QUALIFYING - RACE 4 - LAP ANALYSIS

26	Cam FORBES		B Westfield SEiW			
1 -	1:55.818	+ 14.738	10:14:59.591	5 -	1:41.080	10:21:53.214
2 -	1:45.044	+ 3.964	10:16:44.635	6 -	1:43.493	+ 2.413 10:23:36.707
3 -	1:45.074	+ 3.994	10:18:29.709	7 -	1:45.168	+ 4.088 10:25:21.875
4 -	1:42.425	+ 1.345	10:20:12.134	8 -	1:47.560	+ 6.480 10:27:09.435
34	Wayne SCHOFIELD		C Suzuki Cappuccino			
1 -	1:58.447	+ 16.458	10:15:42.424	5 -	1:45.829	+ 3.840 10:22:59.559
2 -	1:51.070	+ 9.081	10:17:33.494	6 -	1:42.657	+ 0.668 10:24:42.216
3 -	1:55.633	+ 13.644	10:19:29.127	7 -	1:41.989	10:26:24.205
4 -	1:44.603	+ 2.614	10:21:13.730	8 -	1:44.501	+ 2.512 10:28:08.706
37	Brian ALLEN		F Ford Fiesta XR2i			
1 -	2:03.771	+ 8.742	10:15:32.527	5 -	1:59.128	+ 4.099 10:23:31.976
2 -	2:00.654	+ 5.625	10:17:33.181	6 -	1:58.533	+ 3.504 10:25:30.509
3 -	1:59.964	+ 4.935	10:19:33.145	7 -	1:55.029	10:27:25.538
4 -	1:59.703	+ 4.674	10:21:32.848			
38	Kevin CRYER		B Caterham Seven			
1 -	1:48.667	+ 6.614	10:14:42.986	6 -	1:43.488	+ 1.435 10:23:21.634
2 -	1:43.925	+ 1.872	10:16:26.911	7 -	1:45.713	+ 3.660 10:25:07.347
3 -	1:43.852	+ 1.799	10:18:10.763	8 -	1:42.053	10:26:49.400
4 -	1:43.533	+ 1.480	10:19:54.296	9 -	1:42.842	+ 0.789 10:28:32.242
5 -	1:43.850	+ 1.797	10:21:38.146			
39	Jamie CRYER		F Ford Fiesta			
1 -	2:02.393	+ 12.096	10:15:06.609	5 -	1:50.297	10:22:34.984
2 -	1:52.962	+ 2.665	10:16:59.571	6 -	1:53.582	+ 3.285 10:24:28.566
3 -	1:54.318	+ 4.021	10:18:53.889	7 -	1:52.100	+ 1.803 10:26:20.666
4 -	1:50.798	+ 0.501	10:20:44.687	8 -	1:54.407	+ 4.110 10:28:15.073
40	Dave MARIES		B MK Indy Busa RR Zetec			
1 -	2:03.696	+ 14.078	10:15:37.925	5 -	1:52.566	+ 2.948 10:23:16.387
2 -	1:54.482	+ 4.864	10:17:32.407	6 -	1:51.094	+ 1.476 10:25:07.481
3 -	1:56.488	+ 6.870	10:19:28.895	7 -	1:49.618	10:26:57.099
4 -	1:54.926	+ 5.308	10:21:23.821			
51	Robbie BIRRELL		C Caterham Seven			
1 -	1:57.884	+ 18.835	10:15:16.585	5 -	1:39.544	+ 0.495 10:22:07.457
2 -	1:45.657	+ 6.608	10:17:02.242	6 -	1:39.049	10:23:46.506
3 -	1:44.568	+ 5.519	10:18:46.810	7 -	1:43.682	+ 4.633 10:25:30.188
4 -	1:41.103	+ 2.054	10:20:27.913	8 -	1:40.268	+ 1.219 10:27:10.456
52	Andy ROBEY		D BMW M3			
1 -	1:49.311	+ 11.934	10:14:40.790	5 -	1:47.218	+ 9.841 10:21:29.812
2 -	1:43.001	+ 5.624	10:16:23.791	6 -	1:37.738	+ 0.361 10:23:07.550
3 -	1:40.295	+ 2.918	10:18:04.086	7 -	1:37.377	10:24:44.927
4 -	1:38.508	+ 1.131	10:19:42.594			
61	David LEIGH		D Seat Leon Cup Mk1			
1 -	1:59.301	+ 17.268	10:15:09.722	5 -	1:43.930	+ 1.897 10:22:23.872
2 -	1:51.412	+ 9.379	10:17:01.134	6 -	1:43.536	+ 1.503 10:24:07.408
3 -	1:53.529	+ 11.496	10:18:54.663	7 -	1:42.590	+ 0.557 10:25:49.998
4 -	1:45.279	+ 3.246	10:20:39.942	8 -	1:42.033	10:27:32.031
63	Richard HALL		B Ginetta G20			
1 -	2:01.402	+ 8.276	10:15:49.044	5 -	1:56.638	+ 3.512 10:23:32.684
2 -	1:57.516	+ 4.390	10:17:46.560	6 -	1:54.341	+ 1.215 10:25:27.025
3 -	1:54.669	+ 1.543	10:19:41.229	7 -	1:53.126	10:27:20.151
4 -	1:54.817	+ 1.691	10:21:36.046			

Weather / Track : Cloudy / Dry

Cadwell Park
Circuit Length = 2.1870 miles
Start: 10:12 End: 10:28

CNC Head Sports Saloon Championship

QUALIFYING - RACE 4 - LAP ANALYSIS

69	Chris MARIES		C	MK Indy Busa RR			
1 -	1:51.215	+ 12.049	10:15:21.251	5 -	1:39.448	+ 0.282	10:22:04.390
2 -	1:43.188	+ 4.022	10:17:04.439	6 -	1:40.832	+ 1.666	10:23:45.222
3 -	1:40.666	+ 1.500	10:18:45.105	7 -	1:39.166		10:25:24.388
4 -	1:39.837	+ 0.671	10:20:24.942	8 -	1:39.388	+ 0.222	10:27:03.776
73	Phil HALL		F	Banks Europa			
1 -	2:05.940	+ 17.203	10:15:24.718	5 -	1:50.445	+ 1.708	10:23:03.523
2 -	2:02.283	+ 13.546	10:17:27.001	6 -	1:49.376	+ 0.639	10:24:52.899
3 -	1:54.840	+ 6.103	10:19:21.841	7 -	1:48.737		10:26:41.636
4 -	1:51.237	+ 2.500	10:21:13.078	8 -	1:49.746	+ 1.009	10:28:31.382
76	Kingsley INGRAM		E	Mazda 323F			
1 -	2:01.969	+ 18.528	10:18:39.115	4 -	1:45.021	+ 1.580	10:24:02.827
2 -	1:52.794	+ 9.353	10:20:31.909	5 -	1:44.419	+ 0.978	10:25:47.246
3 -	1:45.897	+ 2.456	10:22:17.806	6 -	1:43.441		10:27:30.687
77	Paul INGRAM		F	Ford Fiesta			
1 -	1:58.890	+ 9.563	10:15:49.199	5 -	1:55.192	+ 5.865	10:23:19.628
2 -	1:51.369	+ 2.042	10:17:40.568	6 -	1:49.327		10:25:08.955
3 -	1:52.059	+ 2.732	10:19:32.627	7 -	1:50.843	+ 1.516	10:26:59.798
4 -	1:51.809	+ 2.482	10:21:24.436				
80	John GARNETT		D	Porsche 911 GT3 Cup			
1 -	1:51.353	+ 10.523	10:14:50.496	6 -	1:45.370	+ 4.540	10:23:24.565
2 -	1:43.608	+ 2.778	10:16:34.104	7 -	1:43.051	+ 2.221	10:25:07.616
3 -	1:41.510	+ 0.680	10:18:15.614	8 -	1:41.005	+ 0.175	10:26:48.621
4 -	1:40.830		10:19:56.444	9 -	1:43.026	+ 2.196	10:28:31.647
5 -	1:42.751	+ 1.921	10:21:39.195				
82	Graham SAUL		F	Ford Fiesta XR2			
1 -	1:58.291	+ 12.880	10:15:44.831	5 -	1:45.411		10:23:21.394
2 -	1:49.155	+ 3.744	10:17:33.986	6 -	1:48.057	+ 2.646	10:25:09.451
3 -	2:15.741	+ 30.330	10:19:49.727	7 -	1:48.416	+ 3.005	10:26:57.867
4 -	1:46.256	+ 0.845	10:21:35.983				
91	Chris ALLANSON		C	Zcars Mini			
1 -	1:54.939		10:14:27.012	3 -	1:58.829	+ 3.890	10:23:58.811
2 -	7:32.970	+ 5:38.031	10:21:59.982	4 -	2:22.261	+ 27.322	10:26:21.072
95	Paul WOOLFITT		C	Zcars Mini			
1 -	1:50.818	+ 12.536	10:14:27.934	6 -	1:39.631	+ 1.349	10:22:52.576
2 -	1:42.114	+ 3.832	10:16:10.048	7 -	1:39.379	+ 1.097	10:24:31.955
3 -	1:40.574	+ 2.292	10:17:50.622	8 -	1:44.233	+ 5.951	10:26:16.188
4 -	1:41.761	+ 3.479	10:19:32.383	9 -	1:38.282		10:27:54.470
5 -	1:40.562	+ 2.280	10:21:12.945				

Weather / Track : Cloudy / Dry

Cadwell Park
Circuit Length = 2.1870 miles
Start: 10:12 End: 10:28

CNC Head Sports Saloon Championship

RACE 4 - GRID

ROW 14	1:55.029 37 Brian ALLEN	1:54.939 91 Chris ALLANSON
ROW 13	1:53.126 63 Richard HALL	1:51.987 17 Ian HALL
ROW 12	1:50.297 39 Jamie CRYER	1:49.618 40 Dave MARIES
ROW 11	1:49.327 77 Paul INGRAM	1:48.844 24 Ralph UNDERWOOD
ROW 10	1:48.737 73 Phil HALL	1:45.411 82 Graham SAUL
ROW 9	1:43.441 76 Kingsley INGRAM	1:42.053 38 Kevin CRYER
ROW 8	1:42.033 61 David LEIGH	1:41.989 34 Wayne SCHOFIELD
ROW 7	1:41.080 26 Cam FORBES	1:40.830 80 John GARNETT
ROW 6	1:40.142 23 Tim EVANS	1:39.672 9 Duncan AUKLAND
ROW 5	1:39.390 8 Peter ISHERWOOD	1:39.166 69 Chris MARIES
ROW 4	1:39.049 51 Robbie BIRRELL	1:38.282 95 Paul WOOLFITT
ROW 3	1:37.529 12 Dennis CROMPTON	1:37.377 52 Andy ROBEY
ROW 2	1:37.289 10 Danny KEENAN	1:37.036 1 Robert SPENCER
ROW 1	1:36.127 5 Alistair CHALMERS	1:35.236 2 Paul DOBSON

Pole

Cadwell Park
Circuit Length = 2.1870 miles

These results are provisional until the conclusion of any judicial and technical matters.

Clerk of Course :

Timekeeper :

Universal Racing Services Classic Formula Ford 2000 Championship
QUALIFYING - RACE 6 - CLASSIFICATION

POS	NO	CL	NAME	ENTRY	TIME	ON	LAPS	GAP	DIFF	MPH
1	21	A	Andy SCHULZ	Van Diemen RF82	1:32.072	8	10			85.51
2	18	A	Tom POPE	Van Diemen RF82	1:32.376	4	9	0.304	0.304	85.22
3	20	A	Tony HANCOCK	Van Diemen RF82	1:32.774	8	10	0.702	0.398	84.86
4	34	B	Dale SPRUCE	Reynard SF79	1:32.874	10	10	0.802	0.100	84.77
5	66	A	Nigel CORRY	Van Diemen RF82	1:33.309	9	10	1.237	0.435	84.37
6	82	A	Lance PRITCHARD	Van Diemen RF82	1:33.663	9	10	1.591	0.354	84.05
7	72	A	Andrew STORER	Van Diemen RF82	1:33.807	8	10	1.735	0.144	83.92
8	50	A	Clive WOOD	Van Diemen RF82	1:33.997	9	10	1.925	0.190	83.75
9	33	A	Phil WALKER	Van Diemen RF82	1:34.364	8	9	2.292	0.367	83.43
10	61	A	Peter CHIPPINDALE	Van Diemen RF82	1:34.461	10	10	2.389	0.097	83.34
11	57	A	Chris LEVY	Van Diemen RF83	1:34.623	8	9	2.551	0.162	83.20
12	97	A	Lawrence DENNE	Van Diemen RF82	1:35.057	4	5	2.985	0.434	82.82
13	51	A	Mark GRANT	Van Diemen RF82	1:35.865	8	9	3.793	0.808	82.12
14	98	A	Rodney TOFT	Van Diemen RF82	1:39.722	9	9	7.650	3.857	78.95
15	10	A	Philip HART	Van Diemen RF82	1:40.067	6	7	7.995	0.345	78.67
16	45	A	Robert PEARSON	Van Diemen RF82	1:40.436	7	9	8.364	0.369	78.38
17	1	A	Ian PEARSON	Van Diemen RF83	1:49.295	1	1	17.223	8.859	72.03

Weather / Track : Cloudy / Dry

These results are provisional until the conclusion of any judicial and technical matters.

Cadwell Park

Circuit Length = 2.1870 miles

Start: 10:36 End: 10:54

Clerk of Course :		Timekeeper :
-------------------	--	--------------

Universal Racing Services Classic Formula Ford 2000 Championship

QUALIFYING - RACE 6 - LAP ANALYSIS

1	Ian PEARSON		A Van Diemen RF83			
1 -	1:49.295		10:38:39.097			
10	Philip HART		A Van Diemen RF82			
1 -	2:07.562	+ 27.495	10:38:45.013	5 -	1:40.750	+ 0.683
2 -	1:46.350	+ 6.283	10:40:31.363	6 -	1:40.067	
3 -	1:42.651	+ 2.584	10:42:14.014	7 -	1:40.365	+ 0.298
4 -	1:44.213	+ 4.146	10:43:58.227			10:45:38.977
						10:47:19.044
						10:48:59.409
18	Tom POPE		A Van Diemen RF82			
1 -	1:50.978	+ 18.602	10:38:42.054	6 -	1:33.008	+ 0.632
2 -	1:38.995	+ 6.619	10:40:21.049	7 -	1:32.911	+ 0.535
3 -	1:33.795	+ 1.419	10:41:54.844	8 -	1:32.472	+ 0.096
4 -	1:32.376		10:43:27.220	9 -	1:43.781	+ 11.405
5 -	1:35.173	+ 2.797	10:45:02.393			10:46:35.401
						10:48:08.312
						10:49:40.784
						10:51:24.565
20	Tony HANCOCK		A Van Diemen RF82			
1 -	1:50.141	+ 17.367	10:38:42.718	6 -	1:33.916	+ 1.142
2 -	1:42.278	+ 9.504	10:40:24.996	7 -	1:33.658	+ 0.884
3 -	1:36.179	+ 3.405	10:42:01.175	8 -	1:32.774	
4 -	1:35.008	+ 2.234	10:43:36.183	9 -	1:33.952	+ 1.178
5 -	1:35.225	+ 2.451	10:45:11.408	10 -	1:33.379	+ 0.605
						10:46:45.324
						10:48:18.982
						10:49:51.756
						10:51:25.708
						10:52:59.087
21	Andy SCHULZ		A Van Diemen RF82			
1 -	1:38.985	+ 6.913	10:38:10.917	6 -	1:32.337	+ 0.265
2 -	1:34.384	+ 2.312	10:39:45.301	7 -	1:34.406	+ 2.334
3 -	1:33.689	+ 1.617	10:41:18.990	8 -	1:32.072	
4 -	1:32.617	+ 0.545	10:42:51.607	9 -	1:32.370	+ 0.298
5 -	1:32.853	+ 0.781	10:44:24.460	10 -	1:33.182	+ 1.110
						10:45:56.797
						10:47:31.203
						10:49:03.275
						10:50:35.645
						10:52:08.827
33	Phil WALKER		A Van Diemen RF82			
1 -	1:54.493	+ 20.129	10:38:42.013	6 -	1:37.453	+ 3.089
2 -	1:59.460	+ 25.096	10:40:41.473	7 -	1:34.783	+ 0.419
3 -	1:36.761	+ 2.397	10:42:18.234	8 -	1:34.364	
4 -	1:40.244	+ 5.880	10:43:58.478	9 -	1:35.516	+ 1.152
5 -	1:35.460	+ 1.096	10:45:33.938			10:47:11.391
						10:48:46.174
						10:50:20.538
						10:51:56.054
34	Dale SPRUCE		B Reynard SF79			
1 -	1:52.007	+ 19.133	10:38:37.700	6 -	1:35.454	+ 2.580
2 -	1:37.021	+ 4.147	10:40:14.721	7 -	1:33.864	+ 0.990
3 -	1:35.035	+ 2.161	10:41:49.756	8 -	1:34.556	+ 1.682
4 -	1:33.878	+ 1.004	10:43:23.634	9 -	1:33.283	+ 0.409
5 -	1:34.647	+ 1.773	10:44:58.281	10 -	1:32.874	
						10:46:33.735
						10:48:07.599
						10:49:42.155
						10:51:15.438
						10:52:48.312
45	Robert PEARSON		A Van Diemen RF82			
1 -	1:48.389	+ 7.953	10:38:44.103	6 -	1:41.305	+ 0.869
2 -	1:45.571	+ 5.135	10:40:29.674	7 -	1:40.436	
3 -	1:41.385	+ 0.949	10:42:11.059	8 -	1:40.839	+ 0.403
4 -	2:02.749	+ 22.313	10:44:13.808	9 -	1:40.487	+ 0.051
5 -	1:42.482	+ 2.046	10:45:56.290			10:47:37.595
						10:49:18.031
						10:50:58.870
						10:52:39.357
50	Clive WOOD		A Van Diemen RF82			
1 -	1:46.452	+ 12.455	10:38:48.494	6 -	1:35.857	+ 1.860
2 -	1:38.291	+ 4.294	10:40:26.785	7 -	1:34.625	+ 0.628
3 -	1:36.960	+ 2.963	10:42:03.745	8 -	1:34.049	+ 0.052
4 -	1:36.037	+ 2.040	10:43:39.782	9 -	1:33.997	
5 -	1:35.994	+ 1.997	10:45:15.776	10 -	1:35.965	+ 1.968
						10:46:51.633
						10:48:26.258
						10:50:00.307
						10:51:34.304
						10:53:10.269
51	Mark GRANT		A Van Diemen RF82			
1 -	1:54.410	+ 18.545	10:38:37.615	6 -	1:45.262	+ 9.397
2 -	1:43.021	+ 7.156	10:40:20.636	7 -	1:36.464	+ 0.599
						10:47:00.898
						10:48:37.362

Weather / Track : Cloudy / Dry

Cadwell Park
Circuit Length = 2.1870 miles
Start: 10:36 End: 10:54

Universal Racing Services Classic Formula Ford 2000 Championship
QUALIFYING - RACE 6 - LAP ANALYSIS


3 -	1:40.420	+ 4.555	10:42:01.056	8 -	1:35.865		10:50:13.227
4 -	1:38.171	+ 2.306	10:43:39.227	9 -	1:36.142	+ 0.277	10:51:49.369
5 -	1:36.409	+ 0.544	10:45:15.636				
57	Chris LEVY		A	Van Diemen RF83			
1 -	1:55.977	+ 21.354	10:38:41.082	6 -	1:36.190	+ 1.567	10:46:53.251
2 -	1:43.096	+ 8.473	10:40:24.178	7 -	1:34.882	+ 0.259	10:48:28.133
3 -	1:39.368	+ 4.745	10:42:03.546	8 -	1:34.623		10:50:02.756
4 -	1:37.452	+ 2.829	10:43:40.998	9 -	1:49.799	+ 15.176	10:51:52.555
5 -	1:36.063	+ 1.440	10:45:17.061				
61	Peter CHIPPINDALE		A	Van Diemen RF82			
1 -	1:49.915	+ 15.454	10:38:38.501	6 -	1:35.124	+ 0.663	10:46:42.323
2 -	1:37.541	+ 3.080	10:40:16.042	7 -	1:40.498	+ 6.037	10:48:22.821
3 -	1:35.792	+ 1.331	10:41:51.834	8 -	1:35.056	+ 0.595	10:49:57.877
4 -	1:34.825	+ 0.364	10:43:26.659	9 -	1:36.150	+ 1.689	10:51:34.027
5 -	1:40.540	+ 6.079	10:45:07.199	10 -	1:34.461		10:53:08.488
66	Nigel CORRY		A	Van Diemen RF82			
1 -	1:44.600	+ 11.291	10:38:19.124	6 -	1:33.912	+ 0.603	10:46:18.455
2 -	1:38.750	+ 5.441	10:39:57.874	7 -	1:34.056	+ 0.747	10:47:52.511
3 -	1:36.736	+ 3.427	10:41:34.610	8 -	1:34.349	+ 1.040	10:49:26.860
4 -	1:35.766	+ 2.457	10:43:12.376	9 -	1:33.309		10:51:00.169
5 -	1:34.167	+ 0.858	10:44:44.543	10 -	1:34.925	+ 1.616	10:52:35.094
72	Andrew STORER		A	Van Diemen RF82			
1 -	1:42.936	+ 9.129	10:38:20.608	6 -	1:34.921	+ 1.114	10:46:25.485
2 -	1:37.743	+ 3.936	10:39:58.351	7 -	1:34.058	+ 0.251	10:47:59.543
3 -	1:36.928	+ 3.121	10:41:35.279	8 -	1:33.807		10:49:33.350
4 -	1:37.430	+ 3.623	10:43:12.709	9 -	1:34.038	+ 0.231	10:51:07.388
5 -	1:37.855	+ 4.048	10:44:50.564	10 -	1:33.951	+ 0.144	10:52:41.339
82	Lance PRITCHARD		A	Van Diemen RF82			
1 -	1:44.843	+ 11.180	10:38:19.593	6 -	1:36.259	+ 2.596	10:46:51.449
2 -	1:39.346	+ 5.683	10:39:58.939	7 -	1:35.803	+ 2.140	10:48:27.252
3 -	1:37.054	+ 3.391	10:41:35.993	8 -	1:34.027	+ 0.364	10:50:01.279
4 -	1:35.720	+ 2.057	10:43:11.713	9 -	1:33.663		10:51:34.942
5 -	2:03.477	+ 29.814	10:45:15.190	10 -	1:38.065	+ 4.402	10:53:13.007
97	Lawrence DENNE		A	Van Diemen RF82			
1 -	1:47.275	+ 12.218	10:38:27.011	4 -	1:35.057		10:43:17.865
2 -	1:37.959	+ 2.902	10:40:04.970	5 -	1:36.476	+ 1.419	10:44:54.341
3 -	1:37.838	+ 2.781	10:41:42.808				
98	Rodney TOFT		A	Van Diemen RF82			
1 -	1:56.151	+ 16.429	10:38:41.544	6 -	1:40.115	+ 0.393	10:47:11.247
2 -	1:45.045	+ 5.323	10:40:26.589	7 -	1:43.776	+ 4.054	10:48:55.023
3 -	1:42.458	+ 2.736	10:42:09.047	8 -	1:39.944	+ 0.222	10:50:34.967
4 -	1:41.155	+ 1.433	10:43:50.202	9 -	1:39.722		10:52:14.689
5 -	1:40.930	+ 1.208	10:45:31.132				

Weather / Track : Cloudy / Dry

Cadwell Park
 Circuit Length = 2.1870 miles
 Start: 10:36 End: 10:54

Universal Racing Services Classic Formula Ford 2000 Championship

RACE 6 - GRID

ROW 9		1:49.295	1 Ian PEARSON
	45	1:40.436	Robert PEARSON
ROW 8		1:40.067	10 Philip HART
	98	1:39.722	Rodney TOFT
ROW 7		1:35.865	51 Mark GRANT
	97	1:35.057	Lawrence DENNE
ROW 6		1:34.623	57 Chris LEVY
	61	1:34.461	Peter CHIPPINDALE
ROW 5		1:34.364	33 Phil WALKER
	50	1:33.997	Clive WOOD
ROW 4		1:33.807	72 Andrew STORER
	82	1:33.663	Lance PRITCHARD
ROW 3		1:33.309	66 Nigel CORRY
	34	1:32.874	Dale SPRUCE
ROW 2		1:32.774	20 Tony HANCOCK
	18	1:32.376	Tom POPE
ROW 1		1:32.072	21 Andy SCHULZ
Pole			
			

Cadwell Park
Circuit Length = 2.1870 miles

Clerk of Course :		Timekeeper :

Lancaster Insurance MG Owners Club Championship
QUALIFYING - RACE 7 - CLASSIFICATION

POS	NO	CL	NAME	ENTRY	TIME	ON	LAPS	GAP	DIFF	MPH
1	6	Z	Jody BOWCOTT	MG ZR 160	1:49.215	7	8			72.08
2	23	F	Paul James SAVAGE	MG MGF VVC	1:49.952	6	8	0.737	0.737	71.60
3	53	F	Mark BAKER	MG F	1:50.000	6	7	0.785	0.048	71.57
4	44	F	Martin WILLS	MG F	1:50.053	3	3	0.838	0.053	71.53
5	4	F	Ian EVANS	MG MGF	1:50.259	7	8	1.044	0.206	71.40
6	22	Z	Paul R CLACKETT	MG ZS 160 VVC	1:50.268	3	8	1.053	0.009	71.39
7	10	Z	Nick GOLHAR	MG ZR	1:50.423	7	8	1.208	0.155	71.29
8	66	A	Will SHARPE	MG Midget	1:50.569	7	8	1.354	0.146	71.20
9	42	F	Simon KENDRICK	MG MGF VVC	1:50.780	6	8	1.565	0.211	71.06
10	27	F	Peter HIGTON	MG F	1:51.291	3	8	2.076	0.511	70.74
11	8	A	Paul WISBEY	MG F VVC	1:52.207	8	8	2.992	0.916	70.16
12	18	A	Malcolm HILL	MG B GT	1:52.567	6	8	3.352	0.360	69.94
13	12	A	Paul EALES	MG BGT	1:52.736	8	8	3.521	0.169	69.83
14	7	Z	John PERKINS	MG ZR 160	1:52.951	7	7	3.736	0.215	69.70
15	46	Z	Mark HALSALL	MG ZR 160	1:53.543	6	7	4.328	0.592	69.34
16	26	Z	Dean SULLIVAN	MG ZR	1:53.763	6	8	4.548	0.220	69.20
17	45	B	Harjinder BHAMBRA	MG ZS	1:55.263	7	8	6.048	1.500	68.30
18	21	A	Brendan MURPHY	MG B	1:55.350	7	8	6.135	0.087	68.25
19	70	Z	Paul NEWPORT	MG ZR	1:57.913	7	7	8.698	2.563	66.77
20	33	F	Gareth JONES	MG MGF	1:58.625	5	7	9.410	0.712	66.36
21	25	A	Kevin BROADLEY	MG BGT	1:59.771	6	7	10.556	1.146	65.73
22	9	A	Chris FLOOKS	MG MGB GT	2:00.317	7	7	11.102	0.546	65.43
23	31	B	Peter HEAD	MG B Roadster	2:01.886	7	7	12.671	1.569	64.59
24	55	B	Hardipak JOHALL	MG Maestro EFI	2:11.333	6	6	22.118	9.447	59.94

No 45 - Please check Transponder

Weather / Track : Cloudy / Dry

These results are provisional until the conclusion of any judicial and technical matters.

Cadwell Park

Circuit Length = 2.1870 miles

Start: 11:04 End: 11:21

Clerk of Course :		Timekeeper :
-------------------	--	--------------

Lancaster Insurance MG Owners Club Championship
QUALIFYING - RACE 7 - LAP ANALYSIS

4	Ian EVANS		F MG MGF				
1 -	1:58.173	+ 7.914	11:07:24.420	5 -	1:52.392	+ 2.133	11:14:55.127
2 -	1:53.771	+ 3.512	11:09:18.191	6 -	1:50.534	+ 0.275	11:16:45.661
3 -	1:51.065	+ 0.806	11:11:09.256	7 -	1:50.259		11:18:35.920
4 -	1:53.479	+ 3.220	11:13:02.735	8 -	2:05.063	+ 14.804	11:20:40.983
6	Jody BOWCOTT		Z MG ZR 160				
1 -	2:04.350	+ 15.135	11:07:44.137	5 -	1:51.376	+ 2.161	11:15:09.744
2 -	1:54.180	+ 4.965	11:09:38.317	6 -	1:50.342	+ 1.127	11:17:00.086
3 -	1:50.080	+ 0.865	11:11:28.397	7 -	1:49.215		11:18:49.301
4 -	1:49.971	+ 0.756	11:13:18.368	8 -	1:51.686	+ 2.471	11:20:40.987
7	John PERKINS		Z MG ZR 160				
1 -	2:04.163	+ 11.212	11:08:10.269	5 -	1:56.008	+ 3.057	11:15:57.630
2 -	1:57.701	+ 4.750	11:10:07.970	6 -	1:53.879	+ 0.928	11:17:51.509
3 -	1:59.584	+ 6.633	11:12:07.554	7 -	1:52.951		11:19:44.460
4 -	1:54.068	+ 1.117	11:14:01.622				
8	Paul WISBEY		A MG F VVC				
1 -	2:04.415	+ 12.208	11:07:42.340	5 -	1:52.746	+ 0.539	11:15:17.356
2 -	1:54.319	+ 2.112	11:09:36.659	6 -	1:52.606	+ 0.399	11:17:09.962
3 -	1:54.465	+ 2.258	11:11:31.124	7 -	1:52.818	+ 0.611	11:19:02.780
4 -	1:53.486	+ 1.279	11:13:24.610	8 -	1:52.207		11:20:54.987
9	Chris FLOOKS		A MG MGB GT				
1 -	2:09.147	+ 8.830	11:07:58.845	5 -	2:01.353	+ 1.036	11:16:14.353
2 -	2:04.229	+ 3.912	11:10:03.074	6 -	2:00.902	+ 0.585	11:18:15.255
3 -	2:07.157	+ 6.840	11:12:10.231	7 -	2:00.317		11:20:15.572
4 -	2:02.769	+ 2.452	11:14:13.000				
10	Nick GOLHAR		Z MG ZR				
1 -	2:06.728	+ 16.305	11:08:13.675	5 -	1:50.977	+ 0.554	11:15:46.711
2 -	1:54.277	+ 3.854	11:10:07.952	6 -	1:53.479	+ 3.056	11:17:40.190
3 -	1:56.872	+ 6.449	11:12:04.824	7 -	1:50.423		11:19:30.613
4 -	1:50.910	+ 0.487	11:13:55.734	8 -	1:50.626	+ 0.203	11:21:21.239
12	Paul EALES		A MG BGT				
1 -	2:01.075	+ 8.339	11:07:48.180	5 -	1:53.286	+ 0.550	11:15:30.893
2 -	1:57.383	+ 4.647	11:09:45.563	6 -	1:55.581	+ 2.845	11:17:26.474
3 -	1:55.262	+ 2.526	11:11:40.825	7 -	1:53.191	+ 0.455	11:19:19.665
4 -	1:56.782	+ 4.046	11:13:37.607	8 -	1:52.736		11:21:12.401
18	Malcolm HILL		A MG B GT				
1 -	2:02.415	+ 9.848	11:07:48.894	5 -	1:53.884	+ 1.317	11:15:27.984
2 -	1:55.925	+ 3.358	11:09:44.819	6 -	1:52.567		11:17:20.551
3 -	1:55.477	+ 2.910	11:11:40.296	7 -	1:53.141	+ 0.574	11:19:13.692
4 -	1:53.804	+ 1.237	11:13:34.100	8 -	1:52.907	+ 0.340	11:21:06.599
21	Brendan MURPHY		A MG B				
1 -	2:06.133	+ 10.783	11:07:40.201	5 -	1:56.644	+ 1.294	11:15:34.078
2 -	2:02.149	+ 6.799	11:09:42.350	6 -	1:56.089	+ 0.739	11:17:30.167
3 -	1:57.816	+ 2.466	11:11:40.166	7 -	1:55.350		11:19:25.517
4 -	1:57.268	+ 1.918	11:13:37.434	8 -	1:58.942	+ 3.592	11:21:24.459
22	Paul R CLACKETT		Z MG ZS 160 VVC				
1 -	2:03.392	+ 13.124	11:07:44.406	5 -	1:51.298	+ 1.030	11:15:15.497
2 -	1:53.155	+ 2.887	11:09:37.561	6 -	1:50.492	+ 0.224	11:17:05.989
3 -	1:50.268		11:11:27.829	7 -	1:52.982	+ 2.714	11:18:58.971
4 -	1:56.370	+ 6.102	11:13:24.199	8 -	1:51.712	+ 1.444	11:20:50.683

No 45 - Please check Transponder

Weather / Track : Cloudy / Dry

Cadwell Park
Circuit Length = 2.1870 miles
Start: 11:04 End: 11:21

Lancaster Insurance MG Owners Club Championship
QUALIFYING - RACE 7 - LAP ANALYSIS

23	Paul James SAVAGE		F MG MGF VVC				
1 -	1:56.837	+ 6.885	11:07:26.719	5 -	1:49.992	+ 0.040	11:14:53.698
2 -	1:52.719	+ 2.767	11:09:19.438	6 -	1:49.952		11:16:43.650
3 -	1:50.855	+ 0.903	11:11:10.293	7 -	1:50.123	+ 0.171	11:18:33.773
4 -	1:53.413	+ 3.461	11:13:03.706	8 -	1:50.307	+ 0.355	11:20:24.080
25	Kevin BROADLEY		A MG BGT				
1 -	2:18.850	+ 19.079	11:08:14.035	5 -	2:00.714	+ 0.943	11:16:26.051
2 -	2:03.690	+ 3.919	11:10:17.725	6 -	1:59.771		11:18:25.822
3 -	2:05.158	+ 5.387	11:12:22.883	7 -	2:01.192	+ 1.421	11:20:27.014
4 -	2:02.454	+ 2.683	11:14:25.337				
26	Dean SULLIVAN		Z MG ZR				
1 -	2:04.706	+ 10.943	11:07:43.484	5 -	1:54.598	+ 0.835	11:15:24.355
2 -	1:56.529	+ 2.766	11:09:40.013	6 -	1:53.763		11:17:18.118
3 -	1:54.498	+ 0.735	11:11:34.511	7 -	1:54.715	+ 0.952	11:19:12.833
4 -	1:55.246	+ 1.483	11:13:29.757	8 -	1:56.723	+ 2.960	11:21:09.556
27	Peter HIGTON		F MG F				
1 -	1:56.479	+ 5.188	11:07:20.401	5 -	1:52.829	+ 1.538	11:14:59.102
2 -	1:55.616	+ 4.325	11:09:16.017	6 -	1:51.851	+ 0.560	11:16:50.953
3 -	1:51.291		11:11:07.308	7 -	1:51.827	+ 0.536	11:18:42.780
4 -	1:58.965	+ 7.674	11:13:06.273	8 -	1:52.744	+ 1.453	11:20:35.524
31	Peter HEAD		B MG B Roadster				
1 -	2:19.430	+ 17.544	11:08:27.125	5 -	2:02.058	+ 0.172	11:16:45.834
2 -	2:07.066	+ 5.180	11:10:34.191	6 -	2:02.574	+ 0.688	11:18:48.408
3 -	2:06.437	+ 4.551	11:12:40.628	7 -	2:01.886		11:20:50.294
4 -	2:03.148	+ 1.262	11:14:43.776				
33	Gareth JONES		F MG MGF				
1 -	2:07.230	+ 8.605	11:07:42.729	5 -	1:58.625		11:15:45.478
2 -	2:02.438	+ 3.813	11:09:45.167	6 -	1:59.057	+ 0.432	11:17:44.535
3 -	2:02.552	+ 3.927	11:11:47.719	7 -	1:59.409	+ 0.784	11:19:43.944
4 -	1:59.134	+ 0.509	11:13:46.853				
42	Simon KENDRICK		F MG MGF VVC				
1 -	1:57.524	+ 6.744	11:07:23.391	5 -	1:53.209	+ 2.429	11:15:03.551
2 -	1:58.986	+ 8.206	11:09:22.377	6 -	1:50.780		11:16:54.331
3 -	1:53.446	+ 2.666	11:11:15.823	7 -	1:51.989	+ 1.209	11:18:46.320
4 -	1:54.519	+ 3.739	11:13:10.342	8 -	2:39.029	+ 48.249	11:21:25.349
44	Martin WILLS		F MG F				
1 -	1:56.450	+ 6.397	11:07:21.714	3 -	1:50.053		11:11:03.825
2 -	1:52.058	+ 2.005	11:09:13.772				
45	Harjinder BHAMBRA		B MG ZS				
1 -	2:03.770	+ 8.507	11:07:47.179	5 -	1:57.314	+ 2.051	11:15:41.636
2 -	2:00.170	+ 4.907	11:09:47.349	6 -	1:58.806	+ 3.543	11:17:40.442
3 -	1:58.785	+ 3.522	11:11:46.134	7 -	1:55.263		11:19:35.705
4 -	1:58.188	+ 2.925	11:13:44.322	8 -	1:55.794	+ 0.531	11:21:31.499
46	Mark HALSALL		Z MG ZR 160				
1 -	2:05.089	+ 11.546	11:08:09.841	5 -	1:55.059	+ 1.516	11:16:00.052
2 -	1:56.667	+ 3.124	11:10:06.508	6 -	1:53.543		11:17:53.595
3 -	2:02.521	+ 8.978	11:12:09.029	7 -	1:54.670	+ 1.127	11:19:48.265
4 -	1:55.964	+ 2.421	11:14:04.993				
53	Mark BAKER		F MG F				
1 -	1:58.011	+ 8.011	11:07:25.853	5 -	1:53.239	+ 3.239	11:14:57.919
2 -	1:54.191	+ 4.191	11:09:20.044	6 -	1:50.000		11:16:47.919

No 45 - Please check Transponder

Weather / Track : Cloudy / Dry

Cadwell Park
 Circuit Length = 2.1870 miles
 Start: 11:04 End: 11:21

Lancaster Insurance MG Owners Club Championship
QUALIFYING - RACE 7 - LAP ANALYSIS


3 -	1:51.265	+ 1.265	11:11:11.309	7 -	4:17.561	+ 2:27.561	11:21:05.480
4 -	1:53.371	+ 3.371	11:13:04.680				
55	Hardipak JOHALL		B	MG Maestro EFi			
1 -	2:28.669	+ 17.336	11:08:34.585	4 -	2:14.751	+ 3.418	11:15:28.232
2 -	2:18.684	+ 7.351	11:10:53.269	5 -	2:13.998	+ 2.665	11:17:42.230
3 -	2:20.212	+ 8.879	11:13:13.481	6 -	2:11.333		11:19:53.563
66	Will SHARPE		A	MG Midget			
1 -	2:03.288	+ 12.719	11:07:23.053	5 -	1:55.222	+ 4.653	11:15:02.312
2 -	1:55.848	+ 5.279	11:09:18.901	6 -	1:51.179	+ 0.610	11:16:53.491
3 -	1:53.854	+ 3.285	11:11:12.755	7 -	1:50.569		11:18:44.060
4 -	1:54.335	+ 3.766	11:13:07.090	8 -	1:51.848	+ 1.279	11:20:35.908
70	Paul NEWPORT		Z	MG ZR			
1 -	2:08.891	+ 10.978	11:08:01.035	5 -	2:00.384	+ 2.471	11:16:11.086
2 -	2:02.228	+ 4.315	11:10:03.263	6 -	1:59.078	+ 1.165	11:18:10.164
3 -	2:07.608	+ 9.695	11:12:10.871	7 -	1:57.913		11:20:08.077
4 -	1:59.831	+ 1.918	11:14:10.702				

No 45 - Please check Transponder

Weather / Track : Cloudy / Dry

Lancaster Insurance MG Owners Club Championship

RACE 7 - GRID

ROW 12	2:11.333 55 Hardipak JOHALL	2:01.886 31 Peter HEAD
ROW 11	2:00.317 9 Chris FLOOKS	1:59.771 25 Kevin BROADLEY
ROW 10	1:58.625 33 Gareth JONES	1:57.913 70 Paul NEWPORT
ROW 9	1:55.350 21 Brendan MURPHY	1:55.263 45 Harjinder BHAMBRA
ROW 8	1:53.763 26 Dean SULLIVAN	1:53.543 46 Mark HALSALL
ROW 7	1:52.951 7 John PERKINS	1:52.736 12 Paul EALES
ROW 6	1:52.567 18 Malcolm HILL	1:52.207 8 Paul WISBEY
ROW 5	1:51.291 27 Peter HIGTON	1:50.780 42 Simon KENDRICK
ROW 4	1:50.569 66 Will SHARPE	1:50.423 10 Nick GOLHAR
ROW 3	1:50.268 22 Paul R CLACKETT	1:50.259 4 Ian EVANS
ROW 2	1:50.053 44 Martin WILLS	1:50.000 53 Mark BAKER
ROW 1	1:49.952 23 Paul James SAVAGE	1:49.215 6 Jody BOWCOTT
Pole		
		

Cadwell Park
Circuit Length = 2.1870 miles

These results are provisional until the conclusion of any judicial and technical matters.

Clerk of Course :

Timekeeper :

BARC Classic Clubmans Championship
QUALIFYING - RACE 8 - CLASSIFICATION

POS	NO	CL	NAME	ENTRY	TIME	ON	LAPS	GAP	DIFF	MPH
1	1	A	Peter HARPER	Connaught U2 Mk20B/21	1:28.268	6	7			89.19
2	9	A	Mark CHARTERIS	Mallock Mk20/21	1:28.344	8	10	0.076	0.076	89.11
3	34	A	Antony DENHAM	CKM Doris	1:29.060	9	9	0.792	0.716	88.40
4	14	A	Steve CAMPBELL	Raffo 77C	1:34.059	7	8	5.791	4.999	83.70
5	52	B	Spencer McCARTHY	Mallock Mk20B	1:34.846	9	9	6.578	0.787	83.00
6	12	A	Malcom JACKSON	Mallock Mk20B	1:35.034	7	9	6.766	0.188	82.84
7	38	A	Robert CROZIER	Mallock Mk11	1:37.050	4	8	8.782	2.016	81.12
8	44	B	Ian MITCHELL	IM Mk1	1:44.661	8	8	16.393	7.611	75.22
9	55	B	Tony HARMAN	Haggispeed Mk10	1:46.600	7	8	18.332	1.939	73.85
10	60	B	John Brian HUNTER	Mallock Mk16	1:48.970	4	5	20.702	2.370	72.25
11	43	B	Royston BING	Mallock Mk20	1:54.149	7	7	25.881	5.179	68.97

Weather / Track : Bright / Dry
 These results are provisional until the conclusion of any judicial and technical matters.

Cadwell Park
 Circuit Length = 2.1870 miles
 Start: 11:26 End: 11:43

Clerk of Course :		Timekeeper :
-------------------	--	--------------

BARC Classic Clubmans Championship

QUALIFYING - RACE 8 - LAP ANALYSIS

1	Peter HARPER		A Connaught U2 Mk20B/21				
1 -	1:46.101	+ 17.833	11:28:42.671	5 -	1:30.667	+ 2.399	11:34:48.953
2 -	1:32.840	+ 4.572	11:30:15.511	6 -	1:28.268		11:36:17.221
3 -	1:30.570	+ 2.302	11:31:46.081	7 -	1:32.181	+ 3.913	11:37:49.402
4 -	1:32.205	+ 3.937	11:33:18.286				
9	Mark CHARTERIS		A Mallock Mk20/21				
1 -	1:54.395	+ 26.051	11:28:58.016	6 -	1:29.534	+ 1.190	11:36:35.314
2 -	1:37.955	+ 9.611	11:30:35.971	7 -	1:29.150	+ 0.806	11:38:04.464
3 -	1:29.567	+ 1.223	11:32:05.538	8 -	1:28.344		11:39:32.808
4 -	1:30.454	+ 2.110	11:33:35.992	9 -	1:30.542	+ 2.198	11:41:03.350
5 -	1:29.788	+ 1.444	11:35:05.780	10 -	1:33.532	+ 5.188	11:42:36.882
12	Malcom JACKSON		A Mallock Mk20B				
1 -	2:01.900	+ 26.866	11:29:20.829	6 -	1:35.655	+ 0.621	11:37:31.482
2 -	1:45.030	+ 9.996	11:31:05.859	7 -	1:35.034		11:39:06.516
3 -	1:39.025	+ 3.991	11:32:44.884	8 -	1:41.689	+ 6.655	11:40:48.205
4 -	1:35.731	+ 0.697	11:34:20.615	9 -	1:52.135	+ 17.101	11:42:40.340
5 -	1:35.212	+ 0.178	11:35:55.827				
14	Steve CAMPBELL		A Raffo 77C				
1 -	2:01.156	+ 27.097	11:29:13.432	5 -	1:35.871	+ 1.812	11:36:03.257
2 -	1:50.730	+ 16.671	11:31:04.162	6 -	1:35.095	+ 1.036	11:37:38.352
3 -	1:43.665	+ 9.606	11:32:47.827	7 -	1:34.059		11:39:12.411
4 -	1:39.559	+ 5.500	11:34:27.386	8 -	3:06.461 P	+ 1:32.402	11:42:18.872
34	Antony DENHAM		A CKM Doris				
1 -	1:57.380	+ 28.320	11:29:02.000	6 -	1:32.060	+ 3.000	11:36:58.219
2 -	1:41.210	+ 12.150	11:30:43.210	7 -	1:39.592	+ 10.532	11:38:37.811
3 -	1:31.633	+ 2.573	11:32:14.843	8 -	1:31.478	+ 2.418	11:40:09.289
4 -	1:30.713	+ 1.653	11:33:45.556	9 -	1:29.060		11:41:38.349
5 -	1:40.603	+ 11.543	11:35:26.159				
38	Robert CROZIER		A Mallock Mk11				
1 -	2:01.975	+ 24.925	11:29:31.359	5 -	1:37.711	+ 0.661	11:36:12.249
2 -	1:43.816	+ 6.766	11:31:15.175	6 -	1:38.652	+ 1.602	11:37:50.901
3 -	1:42.313	+ 5.263	11:32:57.488	7 -	1:37.232	+ 0.182	11:39:28.133
4 -	1:37.050		11:34:34.538	8 -	1:38.823	+ 1.773	11:41:06.956
43	Royston BING		B Mallock Mk20				
1 -	2:16.342	+ 22.193	11:29:41.861	5 -	1:54.732	+ 0.583	11:37:31.777
2 -	2:00.232	+ 6.083	11:31:42.093	6 -	1:56.088	+ 1.939	11:39:27.865
3 -	1:58.314	+ 4.165	11:33:40.407	7 -	1:54.149		11:41:22.014
4 -	1:56.638	+ 2.489	11:35:37.045				
44	Ian MITCHELL		B IM Mk1				
1 -	2:12.030	+ 27.369	11:29:16.937	5 -	1:45.959	+ 1.298	11:36:35.955
2 -	1:54.824	+ 10.163	11:31:11.761	6 -	1:46.128	+ 1.467	11:38:22.083
3 -	1:50.109	+ 5.448	11:33:01.870	7 -	1:48.152	+ 3.491	11:40:10.235
4 -	1:48.126	+ 3.465	11:34:49.996	8 -	1:44.661		11:41:54.896
52	Spencer McCARTHY		B Mallock Mk20B				
1 -	1:45.509	+ 10.663	11:28:44.827	6 -	1:36.619	+ 1.773	11:36:49.961
2 -	1:37.919	+ 3.073	11:30:22.746	7 -	1:36.067	+ 1.221	11:38:26.028
3 -	1:36.692	+ 1.846	11:31:59.438	8 -	1:36.458	+ 1.612	11:40:02.486
4 -	1:36.812	+ 1.966	11:33:36.250	9 -	1:34.846		11:41:37.332
5 -	1:37.092	+ 2.246	11:35:13.342				
55	Tony HARMAN		B Haggispeed Mk10				
1 -	2:10.554	+ 23.954	11:29:31.823	5 -	1:50.789	+ 4.189	11:36:59.124
2 -	1:55.146	+ 8.546	11:31:26.969	6 -	1:48.009	+ 1.409	11:38:47.133

Weather / Track : Bright / Dry

Cadwell Park
Circuit Length = 2.1870 miles
Start: 11:26 End: 11:43

BARC Classic Clubmans Championship
QUALIFYING - RACE 8 - LAP ANALYSIS


3 -	1:50.247	+ 3.647	11:33:17.216	7 -	1:46.600		11:40:33.733
4 -	1:51.119	+ 4.519	11:35:08.335	8 -	1:48.400	+ 1.800	11:42:22.133
60	John Brian HUNTER		B	Mallock Mk16			
1 -	2:11.364	+ 22.394	11:29:19.964	4 -	1:48.970		11:34:52.151
2 -	1:53.835	+ 4.865	11:31:13.799	5 -	2:07.805	+ 18.835	11:36:59.956
3 -	1:49.382	+ 0.412	11:33:03.181				

Weather / Track : Bright / Dry

Cadwell Park
 Circuit Length = 2.1870 miles
 Start: 11:26 End: 11:43

BARC Classic Clubmans Championship

RACE 8 - GRID

ROW 6	1:48.970 60 John Brian HUNTER	1:54.149 43 Royston BING
ROW 5	1:44.661 44 Ian MITCHELL	1:46.600 55 Tony HARMAN
ROW 4	1:35.034 12 Malcom JACKSON	1:37.050 38 Robert CROZIER
ROW 3	1:34.059 14 Steve CAMPBELL	1:34.846 52 Spencer McCARTHY
ROW 2	1:28.344 9 Mark CHARTERIS	1:29.060 34 Antony DENHAM
ROW 1		1:28.268 1 Peter HARPER
Pole		
		

Cadwell Park
Circuit Length = 2.1870 miles

Clerk of Course :

Timekeeper :

Legends Cars Championship - Heat 1

RACE 1 - CLASSIFICATION

POS	NO	CL	NAME	ENTRY	LAPS	TIME	GAP	DIFF	MPH	BEST	ON
1	3		Ross MARSHALL	Legend Ford Coupe	6	10:41.162			73.67	1:44.756	3
2	12		Stephen TREHERNE	Legend Ford	6	10:41.660	0.498	0.498	73.61	1:45.000	2
3	55		Ben POWER	Legend Ford Coupe	6	10:42.062	0.900	0.402	73.57	1:45.659	3
4	19		Lawrence DAVEY	Legend Ford Coupe	6	10:45.650	4.488	3.588	73.16	1:45.723	6
5	32		Peter MORTON	Legend Ford Coupe	6	10:46.086	4.924	0.436	73.11	1:44.628	2
6	5		John Jon HIGGINS	Legend Ford Coupe	6	10:48.163	7.001	2.077	72.88	1:45.299	6
7	11		Simon BELCHER	Legend 1934 Ford Coupe	6	10:49.947	8.785	1.784	72.68	1:45.416	2
8	8		Nick BRACE	Legend Ford Coupe	6	10:58.304	17.142	8.357	71.75	1:46.539	4
9	95		Niki MEREDITH	Legend 1934 Ford Coupe	6	10:58.451	17.289	0.147	71.74	1:47.442	4
10	66		Stephen WHITELEGG	Legend 1937 Ford Sedan	6	10:59.116	17.954	0.665	71.66	1:47.047	2
11	14		Paul MUSSELLE	Legend 1934 Coupe	6	11:00.251	19.089	1.135	71.54	1:47.059	2
12	4		John MICKEL	Legend 1934 Coupe	6	11:01.069	19.907	0.818	71.45	1:46.168	5
13	49		David WARD	Legend Dodge 37 Sedan	6	11:04.744	23.582	3.675	71.06	1:47.819	5
14	7		Dean BRACE	Legend Ford Coupe	6	11:06.357	25.195	1.613	70.89	1:46.705	2
15	43		Mick MERCER	Legend 37 Ford Sedan	6	11:10.908	29.746	4.551	70.41	1:49.810	5
16	59		Paul MANSELL	Legend 1934 Ford Coupe	6	11:12.847	31.685	1.939	70.20	1:48.830	5
17	69		Gerard McCOSH	Legend 1934 Ford Coupe	6	11:13.067	31.905	0.220	70.18	1:48.959	4
18	96		Paul O'BRIEN	Legend Ford Sedan	6	11:13.452	32.290	0.385	70.14	1:48.857	4
19	33		Chris BELL	Legend Chevy Coupe	6	11:15.671	34.509	2.219	69.91	1:48.579	5
20	29		Nathan ANTHONY	Legend 1934 Ford Coupe	6	11:17.177	36.015	1.506	69.75	1:51.282	3
21	1		Lee FITZPATRICK	Legend Ford Coupe	6	11:17.263	36.101	0.086	69.74	1:45.124	5
22	39		Jess GWYNNE	Legend Ford	6	11:18.666	37.504	1.403	69.60	1:49.872	4
23	30		Craig MITCHELL	Legend 1934 Ford Coupe	6	11:20.626	39.464	1.960	69.40	1:50.601	4
24	15		Paul SIMMONS	Legend Ford Coupe	6	11:24.985	43.823	4.359	68.96	1:50.948	5
25	53		Dominic SPURR	Legend 37 Ford	6	11:25.481	44.319	0.496	68.91	1:50.266	4
26	71		Alasdair THOM	Legend 1934 Ford Coupe	6	11:26.212	45.050	0.731	68.83	1:50.342	5
27	52		Gareth MARTIN	Legend Ford Coupe	6	11:29.754	48.592	3.542	68.48	1:50.365	4
28	54		Nick POWER	Legend Ford	6	11:47.315	1:06.153	17.561	66.78	1:55.160	2

FASTEST LAP

32	Peter MORTON	Legend Ford Coupe	2	1:44.628	75.24 mph	121.10 kph
----	--------------	-------------------	---	----------	-----------	------------

Weather / Track : Bright / Dry

These results are provisional until the conclusion of any judicial and technical matters.

Cadwell Park

Circuit Length = 2.1870 miles

Start: 11:54 End: 12:05

Clerk of Course :		Timekeeper :	
-------------------	--	--------------	--

Legends Cars Championship - Heat 1

RACE 1 - LAP CHART

Lap 1			Lap 2			Lap 3			Lap 4			Lap 5		
No	Behind	Laptime	No	Behind	Laptime	No	Behind	Laptime	No	Behind	Laptime	No	Behind	Laptime
3		1:49.256	12		1:45.000	12		1:45.007	12		1:45.157	12		1:49.064
12	0.132	1:49.388	3	0.879	1:46.011	3	0.628	1:44.756	3	0.470	1:44.999	3	0.363	1:48.957
55	0.869	1:50.125	55	1.537	1:45.800	55	2.189	1:45.659	55	3.653	1:46.621	55	1.949	1:47.360
66	2.668	1:51.924	66	4.583	1:47.047	19	7.692	1:47.041	19	9.459	1:46.924	19	6.311	1:45.916
19	2.872	1:52.128	32	4.954	1:44.628	11	8.690	1:48.293	5	9.733	1:46.070	32	6.663	1:45.913
1	4.953	1:54.209	11	5.404	1:45.416	5	8.820	1:46.077	32	9.814	1:45.759	11	7.849	1:46.472
11	5.120	1:54.376	19	5.658	1:47.918	32	9.212	1:49.265	11	10.441	1:46.908	5	9.248	1:48.579
32	5.458	1:54.714	14	7.715	1:47.059	14	11.196	1:48.488	14	14.908	1:48.869	14	14.974	1:49.130
29	5.594	1:54.850	5	7.750	1:46.140	7	11.247	1:48.015	66	15.586	1:48.435	7	15.061	1:48.414
14	5.788	1:55.044	7	8.239	1:46.705	66	12.308	1:52.732	7	15.711	1:49.621	8	15.564	1:48.756
43	6.614	1:55.870	95	11.726	1:48.047	95	14.466	1:47.747	8	15.872	1:46.539	95	16.029	1:48.342
7	6.666	1:55.922	29	12.191	1:51.729	8	14.490	1:47.096	95	16.751	1:47.442	66	18.007	1:51.485
5	6.742	1:55.998	8	12.401	1:49.337	29	18.466	1:51.282	4	22.831	1:48.346	4	19.935	1:46.168
8	8.196	1:57.452	43	12.652	1:51.170	43	18.612	1:50.967	49	23.584	1:49.926	1	20.300	1:45.124
95	8.811	1:58.067	49	14.853	1:49.411	49	18.815	1:48.969	1	24.240	1:46.550	49	22.339	1:47.819
59	10.340	1:59.596	96	16.517	1:50.849	4	19.642	1:47.740	43	25.513	1:52.058	43	26.259	1:49.810
49	10.574	1:59.830	59	16.577	1:51.369	1	22.847	1:47.092	29	26.693	1:53.384	59	26.542	1:48.830
96	10.800	2:00.056	4	16.909	1:49.251	59	23.077	1:51.507	59	26.776	1:48.856	33	26.945	1:48.579
53	11.370	2:00.626	33	17.944	1:50.704	33	23.418	1:50.481	33	27.430	1:49.169	96	28.811	1:50.370
39	12.290	2:01.546	53	18.858	1:52.620	96	23.805	1:52.295	96	27.505	1:48.857	69	28.986	1:50.115
33	12.372	2:01.628	30	19.047	1:50.896	69	24.133	1:49.158	69	27.935	1:48.959	29	30.705	1:53.076
4	12.790	2:02.046	39	19.759	1:52.601	53	25.155	1:51.304	53	30.264	1:50.266	39	32.260	1:50.941
30	13.283	2:02.539	69	19.982	1:50.925	39	25.668	1:50.916	39	30.383	1:49.872	52	33.001	1:50.464
69	14.189	2:03.445	52	20.654	1:50.509	30	25.892	1:51.852	30	31.336	1:50.601	30	33.454	1:51.182
71	14.871	2:04.127	1	20.762	2:00.941	52	26.393	1:50.746	52	31.601	1:50.365	15	39.479	1:50.948
52	15.277	2:04.533	71	22.693	1:52.954	15	31.410	1:51.035	15	37.595	1:51.342	53	39.936	1:58.736
54	17.898	2:07.154	15	25.382	1:51.781	71	32.396	1:54.710	71	39.052	1:51.813	71	40.330	1:50.342
15	18.733	2:07.989	54	27.926	1:55.160	54	38.349	1:55.430	54	49.710	1:56.518	54	57.169	1:56.523

Weather / Track : Bright / Dry

Cadwell Park
 Circuit Length = 2.1870 miles
 Start: 11:54 End: 12:05

Legends Cars Championship - Heat 1

RACE 1 - LAP CHART

Lap 6		
No	Behind	Laptime
3		1:47.183
12	0.498	1:48.044
55	0.900	1:46.497
19	4.488	1:45.723
32	4.924	1:45.807
5	7.001	1:45.299
11	8.785	1:48.482
8	17.142	1:49.124
95	17.289	1:48.806
66	17.954	1:47.493
14	19.089	1:51.661
4	19.907	1:47.518
49	23.582	1:48.789
7	25.195	1:57.680
43	29.746	1:51.033
59	31.685	1:52.689
69	31.905	1:50.465
96	32.290	1:51.025
33	34.509	1:55.110
29	36.015	1:52.856
1	36.101	2:03.347
39	37.504	1:52.790
30	39.464	1:53.556
15	43.823	1:51.890
53	44.319	1:51.929
71	45.050	1:52.266
52	48.592	2:03.137
54	1:06.153	1:56.530

Weather / Track : Bright / Dry

Cadwell Park
Circuit Length = 2.1870 miles
Start: 11:54 End: 12:05

MaX 5 Championship

RACE 2 - CLASSIFICATION

POS	NO	CL	NAME	ENTRY	LAPS	TIME	GAP	DIFF	MPH	BEST	ON
1	18	A	Paul SHEARD	Mazda MX5	11	19:49.706			72.79	1:46.891	2
2	69	A	Matthew ROBINSON	Mazda MX5 Mk3	11	20:10.934	21.228	21.228	71.51	1:48.334	5
3	25	B	Paul RODDISON	Mazda MX5 Mk3	11	20:16.136	26.430	5.202	71.21	1:47.858	8
4	46	A	Graham GROVE	Mazda MX5 Mk1	11	20:25.905	36.199	9.769	70.64	1:50.011	3
5	24	A	Jonathan HALLIWELL	Mazda MX5	11	20:47.106	57.400	21.201	69.44	1:51.318	2
6	11	A	Ryan CEFFERTY	Mazda MK5 Mk1	11	20:47.392	57.686	0.286	69.42	1:51.019	11
7	8	B	Martin DOONER	Mazda MX5 Mk3	11	20:56.667	1:06.961	9.275	68.91	1:51.932	8
8	33	B	Clive BUSSEY	Mazda MX5	11	21:04.187	1:14.481	7.520	68.50	1:51.965	5
9	1	A	Nick WRIGHT	Mazda MX5	11	21:04.808	1:15.102	0.621	68.47	1:51.253	7
10	27	A	Eamonn MATTHEWS	Mazda MX5	11	21:32.977	1:43.271	28.169	66.98	1:55.498	9
11	23	A	Mark THEAKER	Mazda MX5	10	20:04.038	1 lap	1 lap	65.38	1:57.832	4
NOT CLASSIFIED											
DNF	55	A	Nick DOUGILL	Mazda MX5	9	16:36.750	2 laps	1 lap	71.08	1:49.015	4
FASTEST LAP											
18	A	Paul SHEARD	Mazda MX5	2	1:46.891	73.65 mph	118.53 kph				
25	B	Paul RODDISON	Mazda MX5 Mk3	8	1:47.858	72.99 mph	117.47 kph				

Weather / Track : Cloudy / Dry

These results are provisional until the conclusion of any judicial and technical matters.

Cadwell Park
 Circuit Length = 2.1870 miles
 Start: 12:18 End: 12:39

Clerk of Course :		Timekeeper :
-------------------	--	--------------

MaX 5 Championship
RACE 2 - LAP CHART

Lap 1			Lap 2			Lap 3			Lap 4			Lap 5		
No	Behind	Laptime	No	Behind	Laptime	No	Behind	Laptime	No	Behind	Laptime	No	Behind	Laptime
18		1:54.082	18		1:46.891	18		1:47.255	18		1:47.644	18		1:46.960
55	3.301	1:57.383	55	6.730	1:50.320	55	9.925	1:50.450	55	11.296	1:49.015	69	12.690	1:48.334
46	3.931	1:58.013	69	7.881	1:50.166	69	10.251	1:49.625	69	11.316	1:48.709	55	13.956	1:49.620
69	4.606	1:58.688	46	8.863	1:51.823	46	11.619	1:50.011	46	14.244	1:50.269	46	17.637	1:50.353
33	6.398	2:00.480	33	12.270	1:52.763	33	18.031	1:53.016	25	20.350	1:49.449	25	21.597	1:48.207
11	6.931	2:01.013	11	12.616	1:52.576	11	18.200	1:52.839	11	23.263	1:52.707	11	28.030	1:51.727
1	7.407	2:01.489	1	13.184	1:52.668	25	18.545	1:50.368	33	23.670	1:53.283	33	28.675	1:51.965
8	8.914	2:02.996	24	13.527	1:51.318	1	18.662	1:52.733	1	23.966	1:52.948	1	29.212	1:52.206
24	9.100	2:03.182	8	15.252	1:53.229	24	19.840	1:53.568	24	24.339	1:52.143	24	29.629	1:52.250
23	13.606	2:07.688	25	15.432	1:48.299	8	21.324	1:53.327	8	26.842	1:53.162	8	32.167	1:52.285
25	14.024	2:08.106	23	25.078	1:58.363	27	36.438	1:58.221	27	45.215	1:56.421	27	54.559	1:56.304
27	14.872	2:08.954	27	25.472	1:57.491	23	37.651	1:59.828	23	47.839	1:57.832	23	1:00.768	1:59.889

Weather / Track : Cloudy / Dry

Cadwell Park
 Circuit Length = 2.1870 miles
 Start: 12:18 End: 12:39

MaX 5 Championship
RACE 2 - LAP CHART

Lap 6			Lap 7			Lap 8			Lap 9			Lap 10		
No	Behind	Laptime	No	Behind	Laptime	No	Behind	Laptime	No	Behind	Laptime	No	Behind	Laptime
18		1:47.794	18		1:47.616	18		1:47.348	18		1:48.047	18		1:48.090
69	13.781	1:48.885	69	14.726	1:48.561	69	16.440	1:49.062	69	17.682	1:49.289	23	1 LAP	1:59.296
55	15.742	1:49.580	55	17.824	1:49.698	55	20.659	1:50.183	55	23.113	1:50.501	69	18.793	1:49.201
46	20.451	1:50.608	25	22.434	1:48.109	25	22.944	1:47.858	25	23.597	1:48.700	25	24.962	1:49.455
25	21.941	1:48.138	46	24.444	1:51.609	46	27.586	1:50.490	46	29.803	1:50.264	46	32.703	1:50.990
11	33.255	1:53.019	11	37.553	1:51.914	24	44.753	1:53.736	24	48.357	1:51.651	24	53.567	1:53.300
33	33.644	1:52.763	33	38.086	1:52.058	33	44.850	1:54.112	11	50.356	1:53.176	11	54.646	1:52.380
24	34.332	1:52.497	24	38.365	1:51.649	11	45.227	1:55.022	8	54.256	1:56.504	8	1:00.424	1:54.258
1	35.491	1:54.073	1	39.128	1:51.253	1	45.352	1:53.572	33	1:04.025	2:07.222	33	1:09.301	1:53.366
8	36.540	1:52.167	8	41.215	1:52.291	8	45.799	1:51.932	1	1:05.561	2:08.256	1	1:09.879	1:52.408
27	1:03.052	1:56.287	27	1:11.344	1:55.908	27	1:19.772	1:55.776	27	1:27.223	1:55.498	27	1:34.969	1:55.836
23	1:14.839	2:01.865	23	1:27.415	2:00.192	23	1:39.807	1:59.740						

Weather / Track : Cloudy / Dry

Cadwell Park
 Circuit Length = 2.1870 miles
 Start: 12:18 End: 12:39

MaX 5 Championship

RACE 2 - LAP CHART


Lap 11		
No	Behind	Laptime
18		1:47.979
23	1 LAP	1:59.345
69	21.228	1:50.414
25	26.430	1:49.447
46	36.199	1:51.475
24	57.400	1:51.812
11	57.686	1:51.019
8	1:06.961	1:54.516
33	1:14.481	1:53.159
1	1:15.102	1:53.202
27	1:43.271	1:56.281

Weather / Track : Cloudy / Dry

Cadwell Park
Circuit Length = 2.1870 miles
Start: 12:18 End: 12:39

MaX 5 Championship

RACE 9 - GRID

ROW 6	55 Nick DOUGILL	23 Mark THEAKER
ROW 5	27 Eamonn MATTHEWS	1 Nick WRIGHT
ROW 4	33 Clive BUSSEY	8 Martin DOONER
ROW 3	11 Ryan CEFFERTY	24 Jonathan HALLIWELL
ROW 2	46 Graham GROVE	25 Paul RODDISON
ROW 1	69 Matthew ROBINSON	18 Paul SHEARD
Pole		
		

Cadwell Park
Circuit Length = 2.1870 miles

These results are provisional until the conclusion of any judicial and technical matters.

Clerk of Course :		Timekeeper :
-------------------	--	--------------

Bernard Baxter Engineering / URS Classic Formula Ford Championship

RACE 3 - CLASSIFICATION

POS	NO	CL	NAME	ENTRY	LAPS	TIME	GAP	DIFF	MPH	BEST	ON
1	13	A	Stuart KESTENBAUM	Van Diemen RF79	10	16:41.126			78.64	1:38.273	5
2	34	A	Colin WILLIAMS	PRS RH01	10	16:43.430	2.304	2.304	78.46	1:38.817	2
3	23	A	David BRISE	Royale RP21	10	16:50.084	8.958	6.654	77.94	1:39.292	3
4	56	A	Nigel LINGWOOD	Van Diemen RF80	10	16:51.512	10.386	1.428	77.83	1:38.184	7
5	55	A	Roger NEWMAN	Van Diemen RF80	10	16:54.296	13.170	2.784	77.62	1:39.939	6
6	28	A	Alan FINCHAM	Van Diemen RF80	10	17:14.537	33.411	20.241	76.10	1:39.874	2
7	4	B	Graham LEGGET	Crossle 25F	10	17:14.903	33.777	0.366	76.07	1:42.039	9
8	60	B	James BUCKTON Jnr	Elden Mk8	10	17:57.528	1:16.402	42.625	73.06	1:45.790	8
9	72	B	James BUCKTON	Elden Mk8/10	9	17:12.445	1 lap	1 lap	68.63	1:49.325	2
10	11	B	Michael SAUNDERS	Hawke DL11	9	17:21.880	1 lap	9.435	68.00	1:53.537	8

NOT CLASSIFIED

<i>DNF</i>	31	A	Oliver ROBINSON	Van Diemen RF81	8	13:23.399	2 laps	1 lap	78.39	1:38.370	5
<i>DNF</i>	21	A	Steve PEARCE	Van Diemen RF78	5	8:26.137	5 laps	3 laps	77.77	1:39.376	5
<i>DNF</i>	10	A	James GOWENS	PRS RH01	5	8:26.572	5 laps	0.435	77.70	1:39.093	5

FASTEST LAP

56	A	Nigel LINGWOOD	Van Diemen RF80	7	1:38.184	80.18 mph	129.04 kph
4	B	Graham LEGGET	Crossle 25F	9	1:42.039	77.15 mph	124.17 kph

Weather / Track : Bright / Dry

These results are provisional until the conclusion of any judicial and technical matters.

Cadwell Park
Circuit Length = 2.1870 miles
Start: 13:34 End: 13:52

Clerk of Course :

Timekeeper :

Bernard Baxter Engineering / URS Classic Formula Ford Championship
RACE 3 - LAP CHART

Lap 1			Lap 2			Lap 3			Lap 4			Lap 5		
No	Behind	Laptime	No	Behind	Laptime	No	Behind	Laptime	No	Behind	Laptime	No	Behind	Laptime
56		1:45.485	56		1:38.321	56		1:38.968	56		1:38.704	56		1:38.588
13	0.802	1:46.287	13	1.039	1:38.558	13	1.109	1:39.038	13	1.054	1:38.649	13	0.739	1:38.273
21	1.597	1:47.082	21	2.677	1:39.401	21	3.615	1:39.906	34	4.349	1:38.913	34	5.101	1:39.340
31	2.640	1:48.125	31	3.177	1:38.858	31	4.021	1:39.812	21	5.283	1:40.372	31	5.382	1:38.370
34	3.074	1:48.559	34	3.570	1:38.817	34	4.140	1:39.538	31	5.600	1:40.283	21	6.071	1:39.376
10	3.242	1:48.727	10	4.113	1:39.192	10	4.662	1:39.517	10	6.001	1:40.043	10	6.506	1:39.093
55	3.706	1:49.191	55	5.565	1:40.180	23	6.148	1:39.292	23	7.855	1:40.411	23	8.745	1:39.478
23	4.339	1:49.824	23	5.824	1:39.806	55	7.682	1:41.085	55	8.970	1:39.992	55	10.461	1:40.079
28	5.038	1:50.523	28	6.591	1:39.874	28	8.449	1:40.826	28	10.987	1:41.242	28	13.362	1:40.963
4	6.122	1:51.607	4	9.913	1:42.112	4	13.492	1:42.547	4	17.327	1:42.539	4	21.202	1:42.463
60	10.810	1:56.295	60	19.282	1:46.793	60	26.374	1:46.060	60	33.849	1:46.179	60	41.838	1:46.577
11	17.493	2:02.978	72	30.837	1:49.325	72	42.086	1:50.217	72	53.678	1:50.296	72	1:06.985	1:51.895
72	19.833	2:05.318	11	34.168	1:54.996	11	49.201	1:54.001	11	1:05.043	1:54.546	11	1:20.125	1:53.670

Weather / Track : Bright / Dry

Cadwell Park
 Circuit Length = 2.1870 miles
 Start: 13:34 End: 13:52

Bernard Baxter Engineering / URS Classic Formula Ford Championship
RACE 3 - LAP CHART

Lap 6			Lap 7			Lap 8			Lap 9			Lap 10		
No	Behind	Laptime	No	Behind	Laptime	No	Behind	Laptime	No	Behind	Laptime	No	Behind	Laptime
13		1:39.239	13		1:38.770	13		1:40.125	13		1:41.994	13		1:40.193
56	0.847	1:40.825	56	0.261	1:38.184	56	0.271	1:40.135	34	2.494	1:40.649	34	2.304	1:40.003
34	4.183	1:39.060	34	4.720	1:39.307	34	3.839	1:39.244	23	9.414	1:41.262	23	8.958	1:39.737
31	4.791	1:39.387	31	5.147	1:39.126	31	4.460	1:39.438	56	11.970	1:53.693	56	10.386	1:38.609
23	8.941	1:40.174	23	9.906	1:39.735	23	10.146	1:40.365	55	13.136	1:41.625	55	13.170	1:40.227
55	10.422	1:39.939	55	11.972	1:40.320	55	13.505	1:41.658	72	1 LAP	2:00.367	72	1 LAP	1:54.494
28	16.023	1:42.639	28	20.854	1:43.601	11	1 LAP	1:58.357	11	1 LAP	1:53.537	28	33.411	1:45.886
4	25.087	1:43.863	4	28.533	1:42.216	28	24.614	1:43.885	28	27.718	1:45.098	4	33.777	1:43.456
60	48.475	1:46.615	60	55.504	1:45.799	4	30.469	1:42.061	4	30.514	1:42.039	11	1 LAP	1:54.187
72	1:24.577	1:57.570	72	1:38.770	1:52.963	60	1:01.169	1:45.790	60	1:06.013	1:46.838	60	1:16.402	1:50.582
11	1:35.755	1:55.608												

Weather / Track : Bright / Dry

Cadwell Park
 Circuit Length = 2.1870 miles
 Start: 13:34 End: 13:52

CNC Head Sports Saloon Championship

RACE 4 - CLASSIFICATION

POS	NO	CL	NAME	ENTRY	LAPS	TIME	GAP	DIFF	MPH	BEST	ON
1	2	D	Paul DOBSON	Mazda RX7	14	22:31.570			81.55	1:33.569	3
2	5	B	Alistair CHALMERS	Caterham CSR	14	22:35.986	4.416	4.416	81.28	1:35.275	12
3	1	C	Robert SPENCER	Stuart Taylor Locosaki	14	22:55.390	23.820	19.404	80.13	1:35.300	4
4	69	C	Chris MARIES	MK Indy Busa RR	14	22:56.180	24.610	0.790	80.09	1:36.609	10
5	17	A	Ian HALL	Darrian Wildcat V8 T98-GTR	14	23:29.031	57.461	32.851	78.22	1:35.176	12
6	26	B	Cam FORBES	Westfield SEiW	14	23:37.218	1:05.648	8.187	77.77	1:39.009	12
7	95	C	Paul WOOLFITT	Zcars Mini	14	23:38.029	1:06.459	0.811	77.73	1:38.475	2
8	34	C	Wayne SCHOFIELD	Suzuki Cappuccino	14	23:44.089	1:12.519	6.060	77.39	1:38.835	12
9	38	B	Kevin CRYER	Caterham Seven	14	23:48.066	1:16.496	3.977	77.18	1:38.136	8
10	51	C	Robbie BIRRELL	Caterham Seven	14	23:52.206	1:20.636	4.140	76.96	1:38.438	8
11	12	E	Dennis CROMPTON	BMW E30 M3	14	23:55.418	1:23.848	3.212	76.78	1:37.589	5
12	9	D	Duncan AUKLAND	Rover 3500se	14	24:27.414	1:55.844	31.996	75.11	1:39.802	8
13	23	A	Tim EVANS	Subaru Impreza	13	22:46.945	1 lap	1 lap	74.87	1:40.390	9
14	77	F	Paul INGRAM	Ford Fiesta	13	23:30.458	1 lap	43.513	72.56	1:45.769	13
15	82	F	Graham SAUL	Ford Fiesta XR2	13	23:30.633	1 lap	0.175	72.55	1:44.838	8
16	39	F	Jamie CRYER	Ford Fiesta	12	22:38.043	2 laps	1 lap	69.56	1:49.143	7
17	24	D	Ralph UNDERWOOD	Triumph TR7 V8	12	22:55.473	2 laps	17.430	68.68	1:47.743	12
18	61	D	David LEIGH	Seat Leon Cup Mk1	12	22:56.404	2 laps	0.931	68.64	1:45.808	10
19	63	B	Richard HALL	Ginetta G20	12	23:44.976	2 laps	48.572	66.30	1:54.720	9
20	37	F	Brian ALLEN	Ford Fiesta XR2i	12	24:05.429	2 laps	20.453	65.36	1:56.220	3
21	76	E	Kingsley INGRAM	Mazda 323F	12	24:13.860	2 laps	8.431	64.98	1:40.863	6

NOT CLASSIFIED

DNF	40	B	Dave MARIES	MK Indy Busa RR Zetec	10	18:49.943	4 laps	2 laps	69.67	1:49.201	8
DNF	73	F	Phil HALL	Banks Europa	9	16:20.867	5 laps	1 lap	72.24	1:46.247	9
DNF	8	A	Peter ISHERWOOD	Subaru Impreza	8	13:40.804	6 laps	1 lap	76.73	1:40.568	6
DNF	80	D	John GARNETT	Porsche 911 GT3 Cup	7	12:41.328	7 laps	1 lap	72.38	1:39.104	6
DNF	91	C	Chris ALLANSON	Zcars Mini	4	8:05.769	10 laps	3 laps	64.83	1:53.346	4
DNF	52	D	Andy ROBEY	BMW M3	3	5:10.661	11 laps	1 lap	76.02	1:38.902	2
DNF	10	C	Danny KEENAN	MK Indy Busa Indy	0						

FASTEST LAP

2	D	Paul DOBSON	Mazda RX7	3	1:33.569	84.14 mph	135.41 kph
17	A	Ian HALL	Darrian Wildcat V8 T98-GTR	12	1:35.176	82.72 mph	133.12 kph
5	B	Alistair CHALMERS	Caterham CSR	12	1:35.275	82.63 mph	132.98 kph
1	C	Robert SPENCER	Stuart Taylor Locosaki	4	1:35.300	82.61 mph	132.95 kph
12	E	Dennis CROMPTON	BMW E30 M3	5	1:37.589	80.67 mph	129.83 kph
82	F	Graham SAUL	Ford Fiesta XR2	8	1:44.838	75.09 mph	120.85 kph

Weather / Track : Cloudy / Dry

These results are provisional until the conclusion of any judicial and technical matters.

Cadwell Park

Circuit Length = 2.1870 miles

Start: 14:08 End: 14:32

Clerk of Course :

Timekeeper :

CNC Head Sports Saloon Championship

RACE 4 - LAP CHART

Lap 1			Lap 2			Lap 3			Lap 4			Lap 5		
No	Behind	Laptime	No	Behind	Laptime	No	Behind	Laptime	No	Behind	Laptime	No	Behind	Laptime
5		1:40.411	5		1:35.817	2		1:33.569	2		1:34.672	2		1:35.454
2	0.450	1:40.861	2	0.283	1:35.650	5	2.973	1:36.825	1	3.968	1:35.300	91	1 LAP	1:53.346
1	1.385	1:41.796	1	1.016	1:35.448	1	3.340	1:36.176	5	4.802	1:36.501	5	5.936	1:36.588
95	3.402	1:43.813	95	6.060	1:38.475	69	10.230	1:37.639	69	13.881	1:38.323	63	1 LAP	1:59.529
69	4.192	1:44.603	69	6.443	1:38.068	95	11.214	1:39.006	12	15.630	1:37.848	1	12.505	1:43.991
12	4.946	1:45.357	12	7.531	1:38.402	12	12.454	1:38.775	95	24.177	1:47.635	37	1 LAP	2:00.030
23	7.121	1:47.532	23	12.447	1:41.143	23	19.811	1:41.216	26	24.659	1:39.390	69	16.695	1:38.268
8	8.602	1:49.013	26	12.604	1:39.600	26	19.941	1:41.189	23	29.845	1:44.706	12	17.765	1:37.589
26	8.821	1:49.232	8	14.105	1:41.320	52	20.581	1:40.162	8	30.630	1:43.285	61	1 LAP	1:54.866
52	11.186	1:51.597	52	14.271	1:38.902	8	22.017	1:41.764	9	34.640	1:41.182	95	28.832	1:40.109
51	11.196	1:51.607	34	18.108	1:42.514	34	27.379	1:43.123	34	35.455	1:42.748	26	29.921	1:40.716
9	11.388	1:51.799	51	18.496	1:43.117	9	28.130	1:42.737	38	36.089	1:41.755	23	35.608	1:41.217
34	11.411	1:51.822	9	19.245	1:43.674	51	28.556	1:43.912	51	36.959	1:43.075	8	35.974	1:40.798
38	11.867	1:52.278	38	19.606	1:43.556	38	29.006	1:43.252	17	37.103	1:36.628	9	39.564	1:40.378
73	17.338	1:57.749	73	30.153	1:48.632	17	35.147	1:37.059	73	58.673	1:48.382	34	39.898	1:39.897
82	17.971	1:58.382	82	30.643	1:48.489	73	44.963	1:48.662	77	59.752	1:47.303	17	40.207	1:38.558
77	18.698	1:59.109	77	31.201	1:48.320	82	45.463	1:48.672	76	1:00.027	1:42.912	38	40.925	1:40.290
24	28.036	2:08.447	17	31.940	1:38.496	77	47.121	1:49.772	82	1:00.352	1:49.561	51	41.656	1:40.151
40	28.785	2:09.196	76	44.530	1:47.581	76	51.787	1:41.109	80	1:03.502	1:40.780	76	1:07.949	1:43.376
17	29.261	2:09.672	24	47.979	1:55.760	80	57.394	1:42.019	24	1:22.238	1:50.897	73	1:11.933	1:48.714
91	29.378	2:09.789	40	48.898	1:55.930	24	1:06.013	1:51.886	40	1:22.688	1:50.201	80	1:12.400	1:44.352
39	30.096	2:10.507	80	49.227	1:43.964	40	1:07.159	1:52.113	39	1:23.398	1:50.023	77	1:12.732	1:48.434
76	32.766	2:13.177	39	49.682	1:55.403	39	1:08.047	1:52.217				82	1:13.873	1:48.975
37	35.740	2:16.151	63	1:00.628	2:00.265	91	1:22.343	1:53.708				24	1:37.184	1:50.400
63	36.180	2:16.591	91	1:02.487	2:08.926	63	1:22.507	1:55.731						
61	36.480	2:16.891	37	1:02.771	2:02.848	37	1:25.139	1:56.220						
80	41.080	2:21.491	61	1:15.169	2:14.506	61	1:34.544	1:53.227						

Weather / Track : Cloudy / Dry

Cadwell Park
 Circuit Length = 2.1870 miles
 Start: 14:08 End: 14:32

CNC Head Sports Saloon Championship

RACE 4 - LAP CHART

Lap 6			Lap 7			Lap 8			Lap 9			Lap 10		
No	Behind	Laptime	No	Behind	Laptime	No	Behind	Laptime	No	Behind	Laptime	No	Behind	Laptime
2		1:37.337	2		1:35.126	2		1:37.038	2		1:36.933	2		1:36.729
40	1 LAP	1:51.487	5	9.371	1:39.693	5	8.914	1:36.581	82	1 LAP	1:44.838	5	7.981	1:36.279
39	1 LAP	1:51.453	24	1 LAP	1:51.574	1	16.338	1:36.846	73	1 LAP	1:46.844	37	2 LAPS	1:57.504
5	4.804	1:36.205	1	16.530	1:39.610	69	20.731	1:38.249	5	8.431	1:36.450	82	1 LAP	1:46.050
1	12.046	1:36.878	40	1 LAP	1:51.530	12	24.935	1:39.530	77	1 LAP	1:46.192	73	1 LAP	1:46.247
69	17.601	1:38.243	69	19.520	1:37.045	24	1 LAP	1:50.968	1	17.156	1:37.751	1	18.217	1:37.790
12	18.165	1:37.737	39	1 LAP	1:52.874	40	1 LAP	1:50.449	69	21.422	1:37.624	77	1 LAP	1:46.599
63	1 LAP	1:55.928	12	22.443	1:39.404	39	1 LAP	1:49.143	12	26.012	1:38.010	69	21.302	1:36.609
26	33.835	1:41.251	26	39.654	1:40.945	26	43.681	1:41.065	24	1 LAP	1:49.484	12	27.499	1:38.216
95	34.369	1:42.874	95	42.007	1:42.764	95	46.469	1:41.500	40	1 LAP	1:49.201	17	47.110	1:37.693
61	1 LAP	1:54.090	23	46.222	1:42.445	17	46.630	1:37.037	39	1 LAP	1:50.267	76	1 LAP	2:39.873 P
23	38.903	1:40.632	17	46.631	1:42.055	23	50.909	1:41.725	17	46.146	1:36.449	26	53.839	1:42.578
37	1 LAP	2:01.379	8	47.549	1:43.470	8	51.097	1:40.586	26	47.990	1:41.242	95	54.808	1:41.826
8	39.205	1:40.568	9	50.546	1:43.198	9	53.310	1:39.802	95	49.711	1:40.175	40	1 LAP	1:49.274
17	39.702	1:36.832	34	51.036	1:43.380	34	53.520	1:39.522	23	54.366	1:40.390	24	1 LAP	1:50.852
9	42.474	1:40.247	51	52.800	1:43.858	51	54.200	1:38.438	9	56.706	1:40.329	23	58.370	1:40.733
34	42.782	1:40.221	38	53.556	1:45.256	38	54.654	1:38.136	34	57.135	1:40.548	39	1 LAP	1:50.372
38	43.426	1:39.838	63	1 LAP	1:59.753	61	1 LAP	1:48.953	51	57.901	1:40.634	34	59.880	1:39.474
51	44.068	1:39.749	61	1 LAP	1:56.731	63	1 LAP	1:54.939	38	58.215	1:40.494	9	59.899	1:39.922
76	1:11.475	1:40.863	37	1 LAP	2:00.004	76	1:23.998	1:42.317	61	1 LAP	1:47.694	51	1:00.611	1:39.439
80	1:14.167	1:39.104	76	1:18.719	1:42.370	37	1 LAP	1:57.694	63	1 LAP	1:55.094	38	1:01.006	1:39.520
73	1:22.714	1:48.118	80	1:28.659	1:49.618							61	1 LAP	1:46.385
82	1:23.196	1:46.660	73	1:35.107	1:47.519									
77	1:24.149	1:48.754	82	1:35.660	1:47.590									
			77	1:36.366	1:47.343									

Weather / Track : Cloudy / Dry

Cadwell Park
 Circuit Length = 2.1870 miles
 Start: 14:08 End: 14:32

CNC Head Sports Saloon Championship

RACE 4 - LAP CHART

Lap 11			Lap 12			Lap 13			Lap 14		
No	Behind	Laptime	No	Behind	Laptime	No	Behind	Laptime	No	Behind	Laptime
2		1:38.540	2		1:38.649	2		1:37.156	2		1:33.856
5	5.180	1:35.739	5	1.806	1:35.275	5	1.303	1:36.653	5	4.416	1:36.969
63	2 LAPS	1:54.720	1	17.828	1:38.947	24	2 LAPS	2:17.191	39	2 LAPS	1:53.207
1	17.530	1:37.853	69	21.361	1:38.594	61	2 LAPS	1:49.121	23	1 LAP	2:01.564
69	21.416	1:38.654	12	28.259	1:39.211	1	19.738	1:39.066	1	23.820	1:37.938
82	1 LAP	1:46.587	63	2 LAPS	1:57.441	69	21.074	1:36.869	24	2 LAPS	1:47.743
12	27.697	1:38.738	77	1 LAP	1:47.708	17	44.243	1:40.590	69	24.610	1:37.392
37	2 LAPS	1:58.070	82	1 LAP	1:52.139	77	1 LAP	1:46.928	61	2 LAPS	1:48.132
77	1 LAP	1:48.227	17	40.809	1:35.176	82	1 LAP	1:47.292	17	57.461	1:47.074
17	44.282	1:35.712	37	2 LAPS	1:58.869	76	2 LAPS	2:26.124	77	1 LAP	1:45.769
26	56.482	1:41.183	26	56.842	1:39.009	63	2 LAPS	1:58.641	82	1 LAP	1:45.398
95	57.448	1:41.180	95	57.511	1:38.712	12	58.126	2:07.023	26	1:05.648	1:39.990
23	1:01.523	1:41.693	34	1:02.207	1:38.835	26	59.514	1:39.828	95	1:06.459	1:39.716
34	1:02.021	1:40.681	9	1:05.927	1:40.334	95	1:00.599	1:40.244	34	1:12.519	1:40.379
9	1:04.242	1:42.883	38	1:06.080	1:40.059	34	1:05.996	1:40.945	63	2 LAPS	1:56.344
51	1:04.600	1:42.529	51	1:06.726	1:40.775	9	1:09.485	1:40.714	38	1:16.496	1:40.662
38	1:04.670	1:42.204	39	1 LAP	1:51.452	38	1:09.690	1:40.766	51	1:20.636	1:44.464
40	1 LAP	1:50.562	23	1:24.823	2:01.949	51	1:10.028	1:40.458	12	1:23.848	1:59.578
24	1 LAP	1:50.271				37	2 LAPS	1:59.045	37	2 LAPS	1:57.615
39	1 LAP	1:51.125							76	2 LAPS	2:27.959
61	1 LAP	1:45.808							9	1:55.844	2:20.215
76	1 LAP	2:26.199 P									

Weather / Track : Cloudy / Dry

Cadwell Park
 Circuit Length = 2.1870 miles
 Start: 14:08 End: 14:32

Legends Cars Championship - Heat 2

RACE 5 - CLASSIFICATION

POS	NO	CL	NAME	ENTRY	LAPS	TIME	GAP	DIFF	MPH	BEST	ON
1	5		John Jon HIGGINS	Legend Ford Coupe	6	10:33.436			74.57	1:44.154	2
2	19		Lawrence DAVEY	Legend Ford Coupe	6	10:41.075	7.639	7.639	73.68	1:44.693	5
3	4		John MICKEL	Legend 1934 Coupe	6	10:41.493	8.057	0.418	73.63	1:45.860	5
4	32		Peter MORTON	Legend Ford Coupe	6	10:41.560	8.124	0.067	73.63	1:45.288	4
5	8		Nick BRACE	Legend Ford Coupe	6	10:42.543	9.107	0.983	73.51	1:45.584	5
6	1		Lee FITZPATRICK	Legend Ford Coupe	6	10:42.610	9.174	0.067	73.51	1:44.625	4
7	7		Dean BRACE	Legend Ford Coupe	6	10:42.821	9.385	0.211	73.48	1:45.874	4
8	95		Niki MEREDITH	Legend 1934 Ford Coupe	6	10:43.098	9.662	0.277	73.45	1:45.561	6
9	12		Stephen TREHERNE	Legend Ford	6	10:47.527	14.091	4.429	72.95	1:44.677	6
10	55		Ben POWER	Legend Ford Coupe	6	10:50.904	17.468	3.377	72.57	1:46.549	6
11	66		Stephen WHITELEGG	Legend 1937 Ford Sedan	6	10:54.811	21.375	3.907	72.14	1:45.967	4
12	96		Paul O'BRIEN	Legend Ford Sedan	6	10:55.537	22.101	0.726	72.06	1:47.365	6
13	52		Gareth MARTIN	Legend Ford Coupe	6	11:00.506	27.070	4.969	71.51	1:48.428	4
14	33		Chris BELL	Legend Chevy Coupe	6	11:05.738	32.302	5.232	70.95	1:49.131	4
15	15		Paul SIMMONS	Legend Ford Coupe	6	11:05.913	32.477	0.175	70.93	1:48.785	2
16	14		Paul MUSSELLE	Legend Ford Coupe	6	11:06.527	33.091	0.614	70.87	1:47.829	6
17	69		Gerard McCOSH	Legend 1934 Ford Coupe	6	11:06.673	33.237	0.146	70.85	1:47.267	6
18	11		Simon BELCHER	Legend 1934 Ford Coupe	6	11:09.482	36.046	2.809	70.56	1:45.759	2
19	43		Mick MERCER	Legend 37 Ford Sedan	6	11:09.657	36.221	0.175	70.54	1:49.006	6
20	29		Nathan ANTHONY	Legend 1934 Ford Coupe	6	11:12.817	39.381	3.160	70.21	1:49.322	2
21	59		Paul MANSELL	Legend 1934 Ford Coupe	6	11:12.855	39.419	0.038	70.20	1:50.252	4
22	30		Craig MITCHELL	Legend 1934 Ford Coupe	6	11:13.209	39.773	0.354	70.16	1:48.598	2
23	39		Jess GWYNNE	Legend Ford	6	11:13.409	39.973	0.200	70.14	1:49.262	2
24	53		Dominic SPURR	Legend 37 Ford	6	11:21.823	48.387	8.414	69.28	1:50.492	4
25	71		Alasdair THOM	Legend 1934 Ford Coupe	6	11:22.068	48.632	0.245	69.25	1:51.087	3
26	54		Nick POWER	Legend Ford	6	11:30.637	57.201	8.569	68.39	1:52.782	2

NOT CLASSIFIED

DNF	49		David WARD	Legend Dodge 37 Sedan	5	9:07.341	1 lap	1 lap	71.92	1:47.514	4
DNF	3		Ross MARSHALL	Legend Ford Coupe	4	7:17.436	2 laps	1 lap	71.99	1:46.565	2

FASTEST LAP

5	John Jon HIGGINS	Legend Ford Coupe	2	1:44.154	75.59 mph	121.65 kph
---	------------------	-------------------	---	----------	-----------	------------

Weather / Track : Bright / Dry

These results are provisional until the conclusion of any judicial and technical matters.

Cadwell Park

Circuit Length = 2.1870 miles

Start: 14:46 End: 14:58

Clerk of Course :		Timekeeper :	
-------------------	--	--------------	--

Legends Cars Championship - Heat 2

RACE 5 - LAP CHART

Lap 1			Lap 2			Lap 3			Lap 4			Lap 5		
No	Behind	Laptime	No	Behind	Laptime	No	Behind	Laptime	No	Behind	Laptime	No	Behind	Laptime
5		1:47.885	5		1:44.154	5		1:44.810	5		1:44.829	5		1:44.696
7	1.915	1:49.800	4	4.784	1:46.751	4	6.808	1:46.834	32	7.296	1:45.288	32	7.906	1:45.306
4	2.187	1:50.072	7	5.561	1:47.800	32	6.837	1:45.881	4	7.892	1:45.913	19	8.228	1:44.693
8	2.544	1:50.429	8	5.674	1:47.284	8	7.170	1:46.306	19	8.231	1:45.740	4	9.056	1:45.860
96	3.609	1:51.494	32	5.766	1:45.932	19	7.320	1:45.997	8	8.660	1:46.319	8	9.548	1:45.584
32	3.988	1:51.873	19	6.133	1:45.997	7	7.892	1:47.141	7	8.937	1:45.874	7	10.516	1:46.275
52	4.086	1:51.971	96	7.410	1:47.955	95	8.730	1:45.957	95	9.751	1:45.850	1	10.754	1:44.914
19	4.290	1:52.175	95	7.583	1:46.817	1	10.740	1:45.361	1	10.536	1:44.625	95	11.163	1:46.108
95	4.920	1:52.805	49	10.119	1:48.126	96	11.414	1:48.814	55	15.469	1:47.845	12	16.476	1:45.011
49	6.147	1:54.032	52	10.149	1:50.217	55	12.453	1:46.551	96	15.501	1:48.916	55	17.981	1:47.208
1	7.467	1:55.352	1	10.189	1:46.876	49	13.187	1:47.878	3	15.758	1:46.803	49	20.967	1:49.791
59	7.486	1:55.371	55	10.712	1:46.857	3	13.784	1:46.981	49	15.872	1:47.514	66	21.169	1:48.831
66	7.830	1:55.715	66	11.243	1:47.567	11	14.104	1:46.809	11	16.054	1:46.779	11	21.722	1:50.364
55	8.009	1:55.894	12	11.282	1:45.866	12	15.327	1:48.855	12	16.161	1:45.663	96	21.798	1:50.993
3	9.202	1:57.087	3	11.613	1:46.565	66	15.896	1:49.463	66	17.034	1:45.967	52	24.717	1:49.658
12	9.570	1:57.455	11	12.105	1:45.759	52	16.156	1:50.817	52	19.755	1:48.428	33	28.990	1:49.550
15	9.644	1:57.529	15	14.275	1:48.785	33	19.834	1:49.213	33	24.136	1:49.131	15	30.299	1:49.766
33	10.399	1:58.284	33	15.431	1:49.186	15	19.977	1:50.512	14	24.573	1:48.990	14	32.324	1:52.447
11	10.500	1:58.385	59	15.488	1:52.156	14	20.412	1:49.341	15	25.229	1:50.081	69	33.032	1:49.717
29	11.303	1:59.188	14	15.881	1:48.685	59	21.242	1:50.564	59	26.665	1:50.252	43	34.277	1:51.102
14	11.350	1:59.235	29	16.471	1:49.322	29	22.174	1:50.513	29	27.781	1:50.436	29	35.109	1:52.024
43	12.012	1:59.897	43	16.996	1:49.138	43	22.332	1:50.146	43	27.871	1:50.368	59	36.133	1:54.164
39	12.452	2:00.337	39	17.560	1:49.262	30	22.535	1:49.698	69	28.011	1:50.001	30	36.264	1:52.463
54	13.088	2:00.973	30	17.647	1:48.598	69	22.839	1:49.464	30	28.497	1:50.791	39	36.813	1:52.363
30	13.203	2:01.088	69	18.185	1:48.763	39	24.097	1:51.347	39	29.146	1:49.878	71	42.680	1:51.759
69	13.576	2:01.461	54	21.716	1:52.782	71	28.796	1:51.087	71	35.617	1:51.650	53	42.941	1:51.867
53	14.641	2:02.526	53	21.903	1:51.416	53	30.107	1:53.014	53	35.770	1:50.492	54	49.789	1:54.339
71	15.110	2:02.995	71	22.519	1:51.563	54	31.817	1:54.911	54	40.146	1:53.158			

Weather / Track : Bright / Dry

Cadwell Park
 Circuit Length = 2.1870 miles
 Start: 14:46 End: 14:58

Legends Cars Championship - Heat 2

RACE 5 - LAP CHART

Lap 6		
No	Behind	Laptime
5		1:47.062
19	7.639	1:46.473
4	8.057	1:46.063
32	8.124	1:47.280
8	9.107	1:46.621
1	9.174	1:45.482
7	9.385	1:45.931
95	9.662	1:45.561
12	14.091	1:44.677
55	17.468	1:46.549
66	21.375	1:47.268
96	22.101	1:47.365
52	27.070	1:49.415
33	32.302	1:50.374
15	32.477	1:49.240
14	33.091	1:47.829
69	33.237	1:47.267
11	36.046	2:01.386
43	36.221	1:49.006
29	39.381	1:51.334
59	39.419	1:50.348
30	39.773	1:50.571
39	39.973	1:50.222
53	48.387	1:52.508
71	48.632	1:53.014
54	57.201	1:54.474

Weather / Track : Bright / Dry

Cadwell Park
Circuit Length = 2.1870 miles
Start: 14:46 End: 14:58

Legends Cars Championship - Heat 2

RACE 5 - CLASSIFICATION - AMENDED

POS	NO	CL	NAME	ENTRY	LAPS	TIME	GAP	DIFF	MPH	BEST	ON
1	5		John Jon HIGGINS	Legend Ford Coupe	6	10:33.436			74.57	1:44.154	2
2	19		Lawrence DAVEY	Legend Ford Coupe	6	10:41.075	7.639	7.639	73.68	1:44.693	5
3	4		John MICKEL	Legend 1934 Coupe	6	10:41.493	8.057	0.418	73.63	1:45.860	5
4	32		Peter MORTON	Legend Ford Coupe	6	10:41.560	8.124	0.067	73.63	1:45.288	4
5	8		Nick BRACE	Legend Ford Coupe	6	10:42.543	9.107	0.983	73.51	1:45.584	5
6	1		Lee FITZPATRICK	Legend Ford Coupe	6	10:42.610	9.174	0.067	73.51	1:44.625	4
7	7		Dean BRACE	Legend Ford Coupe	6	10:42.821	9.385	0.211	73.48	1:45.874	4
8	95		Niki MEREDITH	Legend 1934 Ford Coupe	6	10:43.098	9.662	0.277	73.45	1:45.561	6
9	12		Stephen TREHERNE	Legend Ford	6	10:47.527	14.091	4.429	72.95	1:44.677	6
10	55		Ben POWER	Legend Ford Coupe	6	10:50.904	17.468	3.377	72.57	1:46.549	6
11	66		Stephen WHITELEGG	Legend 1937 Ford Sedan	6	10:54.811	21.375	3.907	72.14	1:45.967	4
12	96		Paul O'BRIEN	Legend Ford Sedan	6	10:55.537	22.101	0.726	72.06	1:47.365	6
13	52		Gareth MARTIN	Legend Ford Coupe	6	11:00.506	27.070	4.969	71.51	1:48.428	4
14	15		Paul SIMMONS	Legend Ford Coupe	6	11:05.913	32.477	5.407	70.93	1:48.785	2
15	14		Paul MUSSELLE	Legend 1934 Coupe	6	11:06.527	33.091	0.614	70.87	1:47.829	6
16	69		Gerard McCOSH	Legend 1934 Ford Coupe	6	11:06.673	33.237	0.146	70.85	1:47.267	6
17	33		Chris BELL	Legend Chevy Coupe	6	11:06.738	33.302	0.065	70.85	1:49.131	4
18	11		Simon BELCHER	Legend 1934 Ford Coupe	6	11:09.482	36.046	2.744	70.56	1:45.759	2
19	43		Mick MERCER	Legend 37 Ford Sedan	6	11:09.657	36.221	0.175	70.54	1:49.006	6
20	29		Nathan ANTHONY	Legend 1934 Ford Coupe	6	11:12.817	39.381	3.160	70.21	1:49.322	2
21	59		Paul MANSELL	Legend 1934 Ford Coupe	6	11:12.855	39.419	0.038	70.20	1:50.252	4
22	30		Craig MITCHELL	Legend 1934 Ford Coupe	6	11:13.209	39.773	0.354	70.16	1:48.598	2
23	39		Jess GWYNNE	Legend Ford	6	11:13.409	39.973	0.200	70.14	1:49.262	2
24	53		Dominic SPURR	Legend 37 Ford	6	11:21.823	48.387	8.414	69.28	1:50.492	4
25	71		Alasdair THOM	Legend 1934 Ford Coupe	6	11:22.068	48.632	0.245	69.25	1:51.087	3
26	54		Nick POWER	Legend Ford	6	11:30.637	57.201	8.569	68.39	1:52.782	2

NOT CLASSIFIED

DNF	49		David WARD	Legend Dodge 37 Sedan	5	9:07.341	1 lap	1 lap	71.92	1:47.514	4
DNF	3		Ross MARSHALL	Legend Ford Coupe	4	7:17.436	2 laps	1 lap	71.99	1:46.565	2

FASTEST LAP

5	John Jon HIGGINS	Legend Ford Coupe	2	1:44.154	75.59 mph	121.65 kph
---	------------------	-------------------	---	----------	-----------	------------

No 33 - 1 second penalty for gaining unfair advantage (Regulation C2.3)

Weather / Track : Bright / Dry

These results are provisional until the conclusion of any judicial and technical matters.

Cadwell Park


Circuit Length = 2.1870 miles

Start: 14:46 End: 14:58

Clerk of Course :		Timekeeper :	
-------------------	--	--------------	--

Universal Racing Services Classic Formula Ford 2000 Championship

RACE 6 - GRID FOR RESTART

ROW 9		45 Robert PEARSON
	97 Lawrence DENNE	
ROW 8		10 Philip HART
	51 Mark GRANT	
ROW 7		98 Rodney TOFT
	57 Chris LEVY	
ROW 6		33 Phil WALKER
	61 Peter CHIPPINDALE	
ROW 5		50 Clive WOOD
	1 Ian PEARSON	
ROW 4		72 Andrew STORER
	82 Lance PRITCHARD	
ROW 3		34 Dale SPRUCE
	66 Nigel CORRY	
ROW 2		18 Tom POPE
	20 Tony HANCOCK	
ROW 1		21 Andy SCHULZ
Pole		
		

Cadwell Park
Circuit Length = 2.1870 miles

Clerk of Course :

Timekeeper :

Universal Racing Services Classic Formula Ford 2000 Championship

RACE 6 - CLASSIFICATION

POS	NO	CL	NAME	ENTRY	LAPS	TIME	GAP	DIFF	MPH	BEST	ON
1	20	A	Tony HANCOCK	Van Diemen RF82	5	7:46.923			84.30	1:31.962	2
2	1	A	Ian PEARSON	Van Diemen RF83	5	7:48.468	1.545	1.545	84.03	1:31.093	5
3	66	A	Nigel CORRY	Van Diemen RF82	5	7:55.113	8.190	6.645	82.85	1:32.794	2
4	34	B	Dale SPRUCE	Reynard SF79	5	7:56.024	9.101	0.911	82.69	1:33.128	4
5	72	A	Andrew STORER	Van Diemen RF82	5	7:57.708	10.785	1.684	82.40	1:32.795	4
6	50	A	Clive WOOD	Van Diemen RF82	5	7:57.988	11.065	0.280	82.35	1:32.826	4
7	61	A	Peter CHIPPINDALE	Van Diemen RF82	5	7:58.955	12.032	0.967	82.19	1:33.075	5
8	57	A	Chris LEVY	Van Diemen RF83	5	8:04.190	17.267	5.235	81.30	1:34.378	3
9	33	A	Phil WALKER	Van Diemen RF82	5	8:04.621	17.698	0.431	81.22	1:34.289	4
10	45	A	Robert PEARSON	Van Diemen RF82	5	8:27.009	40.086	22.388	77.64	1:38.571	3

NOT CLASSIFIED

DNF	10	A	Philip HART	Van Diemen RF82	1	1:46.878	4 laps	4 laps	73.66		
DNF	18	A	Tom POPE	Van Diemen RF82	0						
DNF	21	A	Andy SCHULZ	Van Diemen RF82	0						
DNF	82	A	Lance PRITCHARD	Van Diemen RF82	0						
DNF	97	A	Lawrence DENNE	Van Diemen RF82	0						

FASTEST LAP

1	A	Ian PEARSON	Van Diemen RF83	5	1:31.093	86.42 mph	139.09 kph
34	B	Dale SPRUCE	Reynard SF79	4	1:33.128	84.54 mph	136.05 kph

Weather / Track : Cloudy / Dry

These results are provisional until the conclusion of any judicial and technical matters.

Cadwell Park

Circuit Length = 2.1870 miles

Start: 15:34 End: 15:42

Clerk of Course :	Timekeeper :
-------------------	--------------

Universal Racing Services Classic Formula Ford 2000 Championship
RACE 6 - LAP CHART

Lap 1			Lap 2			Lap 3			Lap 4			Lap 5		
No	Behind	Laptime	No	Behind	Laptime	No	Behind	Laptime	No	Behind	Laptime	No	Behind	Laptime
20		1:37.620	20		1:31.962	20		1:32.069	20		1:32.333	20		1:32.939
66	1.930	1:39.550	66	2.762	1:32.794	1	3.979	1:32.793	1	3.391	1:31.745	1	1.545	1:31.093
1	3.525	1:41.145	1	3.255	1:31.692	66	6.132	1:35.439	66	7.365	1:33.566	66	8.190	1:33.764
34	4.967	1:42.587	34	6.588	1:33.583	34	7.672	1:33.153	34	8.467	1:33.128	34	9.101	1:33.573
72	5.831	1:43.451	72	7.463	1:33.594	72	9.927	1:34.533	72	10.389	1:32.795	72	10.785	1:33.335
50	5.931	1:43.551	50	7.563	1:33.594	50	10.252	1:34.758	50	10.745	1:32.826	50	11.065	1:33.259
61	6.909	1:44.529	61	9.311	1:34.364	61	10.908	1:33.666	61	11.896	1:33.321	61	12.032	1:33.075
57	7.436	1:45.056	57	10.103	1:34.629	57	12.412	1:34.378	57	14.748	1:34.669	57	17.267	1:35.458
33	8.002	1:45.622	33	10.628	1:34.588	33	13.459	1:34.900	33	15.415	1:34.289	33	17.698	1:35.222
10	9.258	1:46.878	45	20.555	1:40.392	45	27.057	1:38.571	45	34.098	1:39.374	45	40.086	1:38.927
45	12.125	1:49.745												

Weather / Track : Cloudy / Dry

Cadwell Park
 Circuit Length = 2.1870 miles
 Start: 15:34 End: 15:42

Lancaster Insurance MG Owners Club Championship

RACE 7 - CLASSIFICATION

POS	NO	CL	NAME	ENTRY	LAPS	TIME	GAP	DIFF	MPH	BEST	ON
1	44	F	Martin WILLS	MG F	10	18:18.659			71.66	1:48.213	6
2	23	F	Paul James SAVAGE	MG MGF VVC	10	18:20.763	2.104	2.104	71.52	1:48.156	5
3	53	F	Mark BAKER	MG F	10	18:30.036	11.377	9.273	70.92	1:49.532	5
4	10	Z	Nick GOLHAR	MG ZR	10	18:33.242	14.583	3.206	70.72	1:49.391	9
5	22	Z	Paul R CLACKETT	MG ZS 160 VVC	10	18:34.193	15.534	0.951	70.66	1:49.170	9
6	4	F	Ian EVANS	MG MGF	10	18:55.246	36.587	21.053	69.35	1:50.771	4
7	8	A	Paul WISBEY	MG F VVC	10	18:59.002	40.343	3.756	69.12	1:51.951	6
8	66	A	Will SHARPE	MG Midget	10	18:59.804	41.145	0.802	69.07	1:51.810	3
9	18	A	Malcolm HILL	MG B GT	10	19:20.956	1:02.297	21.152	67.81	1:53.339	4
10	26	Z	Dean SULLIVAN	MG ZR	10	19:23.616	1:04.957	2.660	67.66	1:54.475	3
11	7	Z	John PERKINS	MG ZR 160	10	19:23.933	1:05.274	0.317	67.64	1:52.623	3
12	42	F	Simon KENDRICK	MG MGF VVC	10	19:25.776	1:07.117	1.843	67.53	1:52.439	10
13	45	B	Harjinder BHAMBRA	MG ZS	10	19:32.985	1:14.326	7.209	67.12	1:53.695	9
14	70	Z	Paul NEWPORT	MG ZR	10	19:41.861	1:23.202	8.876	66.61	1:53.836	7
15	33	F	Gareth JONES	MG MGF	10	19:42.505	1:23.846	0.644	66.58	1:54.592	5
16	21	A	Brendan MURPHY	MG B	10	19:43.966	1:25.307	1.461	66.49	1:54.062	7
17	46	Z	Mark HALSALL	MG ZR 160	10	19:44.174	1:25.515	0.208	66.48	1:53.626	7
18	25	A	Kevin BROADLEY	MG BGT	10	20:03.877	1:45.218	19.703	65.39	1:56.557	7
19	9	A	Chris FLOOKS	MG MGB GT	10	20:04.391	1:45.732	0.514	65.37	1:57.151	8
20	31	B	Peter HEAD	MG B Roadster	10	20:05.100	1:46.441	0.709	65.33	1:57.430	7
21	55	B	Hardipak JOHALL	MG Maestro EFi	9	19:23.314	1 lap	1 lap	60.91	2:02.008	8

NOT CLASSIFIED

DNF	27	F	Peter HIGTON	MG F	9	16:59.470	1 lap		69.50	1:51.202	4
DNF	12	A	Paul EALES	MG BGT	2	4:06.770	8 laps	7 laps	63.80	1:56.187	2
DNF	6	Z	Jody BOWCOTT	MG ZR 160	0						

FASTEST LAP

23	F	Paul James SAVAGE	MG MGF VVC	5	1:48.156	72.79 mph	117.15 kph
22	Z	Paul R CLACKETT	MG ZS 160 VVC	9	1:49.170	72.11 mph	116.06 kph
66	A	Will SHARPE	MG Midget	3	1:51.810	70.41 mph	113.32 kph
45	B	Harjinder BHAMBRA	MG ZS	9	1:53.695	69.24 mph	111.44 kph

Weather / Track : Cloudy / Dry

These results are provisional until the conclusion of any judicial and technical matters.

Cadwell Park

Circuit Length = 2.1870 miles

Start: 15:54 End: 16:15

Clerk of Course :

Timekeeper :

Lancaster Insurance MG Owners Club Championship
RACE 7 - LAP CHART

Lap 1			Lap 2			Lap 3			Lap 4			Lap 5		
No	Behind	Laptime	No	Behind	Laptime	No	Behind	Laptime	No	Behind	Laptime	No	Behind	Laptime
23		1:56.335	44		1:50.171	44		1:48.733	44		1:48.913	44		1:48.779
44	0.260	1:56.595	23	0.510	1:50.941	23	1.112	1:49.335	23	1.604	1:49.405	23	0.981	1:48.156
53	1.951	1:58.286	53	2.461	1:50.941	53	3.959	1:50.231	53	4.922	1:49.876	53	5.675	1:49.532
10	2.924	1:59.259	10	4.089	1:51.596	10	5.776	1:50.420	10	7.509	1:50.646	10	9.095	1:50.365
42	4.533	2:00.868	22	6.444	1:51.871	22	8.023	1:50.312	22	10.534	1:51.424	22	12.685	1:50.930
22	5.004	2:01.339	66	8.199	1:51.861	66	11.276	1:51.810	66	14.218	1:51.855	27	17.829	1:51.432
66	6.769	2:03.104	27	10.236	1:51.252	27	12.887	1:51.384	27	15.176	1:51.202	4	18.353	1:51.403
27	9.415	2:05.750	4	11.384	1:52.302	4	13.871	1:51.220	4	15.729	1:50.771	66	20.188	1:54.749
4	9.513	2:05.848	8	12.541	1:52.598	8	16.397	1:52.589	8	19.718	1:52.234	8	23.106	1:52.167
8	10.374	2:06.709	18	15.181	1:54.551	18	20.084	1:53.636	18	24.510	1:53.339	18	29.204	1:53.473
18	11.061	2:07.396	26	16.194	1:55.212	26	21.936	1:54.475	26	29.396	1:56.373	26	35.101	1:54.484
26	11.413	2:07.748	46	17.954	1:56.056	7	22.520	1:52.623	7	29.875	1:56.268	7	35.288	1:54.192
46	12.329	2:08.664	7	18.630	1:56.240	45	30.536	1:59.473	45	38.686	1:57.063	45	44.928	1:55.021
7	12.821	2:09.156	45	19.796	1:56.203	21	32.700	1:59.665	21	40.931	1:57.144	42	45.902	1:53.301
45	14.024	2:10.359	12	20.004	1:56.187	33	33.759	1:59.668	42	41.380	1:54.935	33	47.768	1:54.592
12	14.248	2:10.583	21	21.768	1:56.937	42	35.358	1:58.753	33	41.955	1:57.109	21	49.996	1:57.844
21	15.262	2:11.597	33	22.824	1:56.955	70	36.426	1:57.849	70	42.571	1:55.058	70	50.386	1:56.594
33	16.300	2:12.635	42	25.338	2:11.236	25	39.025	2:00.860	25	47.652	1:57.540	25	57.395	1:58.522
25	17.608	2:13.943	25	26.898	1:59.721	9	39.950	1:59.934	9	49.285	1:58.248	46	59.009	1:55.569
70	18.313	2:14.648	70	27.310	1:59.428	31	40.504	2:00.047	31	50.190	1:58.599	9	59.148	1:58.642
9	19.376	2:15.711	9	28.749	1:59.804	46	46.104	2:16.883	46	52.219	1:55.028	31	1:00.135	1:58.724
31	20.047	2:16.382	31	29.190	1:59.574	55	1:10.913	2:09.669	55	1:29.704	2:07.704	55	1:47.715	2:06.790
55	30.008	2:26.343	55	49.977	2:10.400									

Weather / Track : Cloudy / Dry

Cadwell Park
 Circuit Length = 2.1870 miles
 Start: 15:54 End: 16:15

Lancaster Insurance MG Owners Club Championship
RACE 7 - LAP CHART

Lap 6			Lap 7			Lap 8			Lap 9			Lap 10		
No	Behind	Laptime	No	Behind	Laptime	No	Behind	Laptime	No	Behind	Laptime	No	Behind	Laptime
44		1:48.213	44		1:49.363	44		1:50.116	44		1:48.951	44		1:48.825
23	1.346	1:48.578	23	1.089	1:49.106	23	1.091	1:50.118	23	0.954	1:48.814	23	2.104	1:49.975
53	7.169	1:49.707	53	8.454	1:50.648	53	8.496	1:50.158	53	9.902	1:50.357	53	11.377	1:50.300
10	12.314	1:51.432	10	13.086	1:50.135	10	13.316	1:50.346	10	13.756	1:49.391	10	14.583	1:49.652
22	14.535	1:50.063	22	15.583	1:50.411	22	14.723	1:49.256	22	14.942	1:49.170	22	15.534	1:49.417
27	22.269	1:52.653	55	1 LAP	2:08.944	27	26.167	1:51.659	4	28.932	1:51.498	4	36.587	1:56.480
4	22.403	1:52.263	27	24.624	1:51.718	4	26.385	1:51.551	27	29.636	1:52.420	8	40.343	1:52.545
66	25.040	1:53.065	4	24.950	1:51.910	8	33.306	1:53.990	8	36.623	1:52.268	66	41.145	1:51.901
8	26.844	1:51.951	66	29.259	1:53.582	66	34.236	1:55.093	66	38.069	1:52.784	18	1:02.297	1:57.253
18	37.085	1:56.094	8	29.432	1:51.951	55	1 LAP	2:06.503	55	1 LAP	2:02.008	55	1 LAP	2:04.953
26	42.062	1:55.174	18	44.284	1:56.562	18	48.383	1:54.215	18	53.869	1:54.437	26	1:04.957	1:54.699
7	42.257	1:55.182	26	47.874	1:55.175	26	52.594	1:54.836	26	59.083	1:55.440	7	1:05.274	1:54.723
42	51.367	1:53.678	7	48.438	1:55.544	7	52.825	1:54.503	7	59.376	1:55.502	42	1:07.117	1:52.439
45	52.764	1:56.049	42	56.091	1:54.087	42	59.668	1:53.693	42	1:03.503	1:52.786	45	1:14.326	1:57.075
33	54.660	1:55.105	45	57.540	1:54.139	45	1:01.332	1:53.908	45	1:06.076	1:53.695	70	1:23.202	1:55.535
70	57.254	1:55.081	33	1:00.236	1:54.939	33	1:07.900	1:57.780	70	1:16.492	1:57.323	33	1:23.846	1:55.294
21	58.475	1:56.692	70	1:01.727	1:53.836	70	1:08.120	1:56.509	33	1:17.377	1:58.428	21	1:25.307	1:55.809
46	1:05.185	1:54.389	21	1:03.174	1:54.062	21	1:08.822	1:55.764	21	1:18.323	1:58.452	46	1:25.515	1:55.755
25	1:09.185	2:00.003	46	1:09.448	1:53.626	46	1:13.627	1:54.295	46	1:18.585	1:53.909	25	1:45.218	2:00.762
9	1:09.817	1:58.882	25	1:16.379	1:56.557	25	1:24.551	1:58.288	25	1:33.281	1:57.681	9	1:45.732	2:00.843
31	1:10.316	1:58.394	9	1:17.910	1:57.456	9	1:24.945	1:57.151	9	1:33.714	1:57.720	31	1:46.441	1:59.824
			31	1:18.383	1:57.430	31	1:26.485	1:58.218	31	1:35.442	1:57.908			

Weather / Track : Cloudy / Dry

Cadwell Park
 Circuit Length = 2.1870 miles
 Start: 15:54 End: 16:15

BARC Classic Clubmans Championship

RACE 8 - CLASSIFICATION

POS	NO	CL	NAME	ENTRY	LAPS	TIME	GAP	DIFF	MPH	BEST	ON
1	1	A	Peter HARPER	Connaught U2 Mk20B/21	14	21:04.707			87.15	1:28.433	9
2	9	A	Mark CHARTERIS	Mallock Mk20/21	14	21:05.218	0.511	0.511	87.11	1:28.417	11
3	12	A	Malcom JACKSON	Mallock Mk20B	14	22:13.487	1:08.780	1:08.269	82.65	1:33.581	3
4	14	A	Steve CAMPBELL	Raffo 77C	14	22:14.771	1:10.064	1.284	82.57	1:32.979	10
5	38	A	Robert CROZIER	Mallock Mk11	13	21:07.086	1 lap	1 lap	80.77	1:35.325	8
6	52	B	Spencer McCARTHY	Mallock Mk20B	13	21:13.438	1 lap	6.352	80.37	1:35.273	6
7	44	B	Ian MITCHELL	IM Mk1	13	22:26.815	1 lap	1:13.377	75.99	1:41.022	11
8	60	B	John Brian HUNTER	Mallock Mk16	13	22:27.498	1 lap	0.683	75.95	1:40.944	11
9	55	B	Tony HARMAN	Haggispeed Mk10	12	21:34.133	2 laps	1 lap	73.00	1:44.897	9

NOT CLASSIFIED

DNF	43	B	Royston BING	Mallock Mk20	7	12:39.343	7 laps	5 laps	72.57	1:45.097	5
DNF	34	A	Antony DENHAM	CKM Doris	6	9:27.153	8 laps	1 lap	83.29	1:29.962	4

FASTEST LAP

9	A	Mark CHARTERIS	Mallock Mk20/21	11	1:28.417	89.04 mph	143.30 kph
52	B	Spencer McCARTHY	Mallock Mk20B	6	1:35.273	82.63 mph	132.99 kph

Weather / Track : Cloudy / Dry

These results are provisional until the conclusion of any judicial and technical matters.

Cadwell Park
Circuit Length = 2.1870 miles
Start: 16:27 End: 16:50

Clerk of Course :	Timekeeper :
-------------------	--------------

BARC Classic Clubmans Championship
RACE 8 - LAP CHART

Lap 1			Lap 2			Lap 3			Lap 4			Lap 5		
No	Behind	Laptime	No	Behind	Laptime	No	Behind	Laptime	No	Behind	Laptime	No	Behind	Laptime
1		1:37.830	1		1:30.983	1		1:30.590	1		1:29.651	1		1:30.624
9	0.437	1:38.267	9	0.515	1:31.061	9	0.372	1:30.447	9	0.382	1:29.661	9	0.238	1:30.480
34	1.480	1:39.310	34	2.025	1:31.528	34	2.169	1:30.734	34	2.480	1:29.962	34	6.465	1:34.609
12	4.028	1:41.858	12	6.847	1:33.802	12	9.838	1:33.581	12	14.385	1:34.198	12	18.053	1:34.292
14	5.911	1:43.741	14	11.398	1:36.470	14	16.196	1:35.388	14	22.278	1:35.733	14	26.712	1:35.058
52	6.707	1:44.537	52	13.221	1:37.497	38	21.265	1:38.138	38	29.182	1:37.568	38	34.734	1:36.176
38	8.689	1:46.519	38	13.717	1:36.011	52	24.417	1:41.786	52	30.288	1:35.522	52	37.741	1:38.077
44	16.155	1:53.985	44	28.947	1:43.775	44	42.438	1:44.081	44	56.252	1:43.465	44	1:09.376	1:43.748
60	17.774	1:55.604	60	30.124	1:43.333	60	43.239	1:43.705	60	57.244	1:43.656	60	1:09.812	1:43.192
55	19.732	1:57.562	55	37.000	1:48.251	55	53.828	1:47.418	55	1:10.740	1:46.563	43	1:26.243	1:45.097
43	22.071	1:59.901	43	39.882	1:48.794	43	54.876	1:45.584	43	1:11.770	1:46.545	55	1:27.378	1:47.262

Weather / Track : Cloudy / Dry

Cadwell Park
 Circuit Length = 2.1870 miles
 Start: 16:27 End: 16:50

BARC Classic Clubmans Championship
RACE 8 - LAP CHART

Lap 6			Lap 7			Lap 8			Lap 9			Lap 10		
No	Behind	Laptime	No	Behind	Laptime	No	Behind	Laptime	No	Behind	Laptime	No	Behind	Laptime
1		1:30.357	1		1:30.253	1		1:30.060	1		1:28.433	1		1:28.826
9	0.128	1:30.247	9	0.518	1:30.643	9	0.324	1:29.866	9	0.809	1:28.918	9	1.033	1:29.050
34	17.118	1:41.010	43	1 LAP	1:47.797	44	1 LAP	1:43.537	44	1 LAP	1:41.201	44	1 LAP	1:41.202
12	22.147	1:34.451	55	1 LAP	1:47.527	60	1 LAP	1:43.874	60	1 LAP	1:41.419	60	1 LAP	1:41.932
14	31.068	1:34.713	12	26.236	1:34.342	43	1 LAP	1:45.625	12	37.741	1:35.803	12	43.740	1:34.825
38	41.153	1:36.776	14	36.509	1:35.694	55	1 LAP	1:45.562	14	47.804	1:35.330	14	51.957	1:32.979
52	42.657	1:35.273	38	47.213	1:36.313	12	30.371	1:34.195	55	1 LAP	1:46.848	55	1 LAP	1:44.897
44	1:21.627	1:42.608	52	48.512	1:36.108	14	40.907	1:34.458	38	1:01.021	1:36.976	38	1:08.165	1:35.970
60	1:22.193	1:42.738				38	52.478	1:35.325	52	1:02.620	1:35.774	52	1:10.995	1:37.201
						52	55.279	1:36.827						

Weather / Track : Cloudy / Dry

Cadwell Park
 Circuit Length = 2.1870 miles
 Start: 16:27 End: 16:50

BARC Classic Clubmans Championship
RACE 8 - LAP CHART

Lap 11			Lap 12			Lap 13			Lap 14		
No	Behind	Laptime	No	Behind	Laptime	No	Behind	Laptime	No	Behind	Laptime
1		1:28.726	1		1:29.294	1		1:29.332	1		1:29.748
9	0.724	1:28.417	9	0.348	1:28.918	9	0.367	1:29.351	9	0.511	1:29.892
44	1 LAP	1:41.924	44	1 LAP	1:41.022	55	2 LAPS	1:48.656	38	1 LAP	1:37.432
60	1 LAP	1:41.452	12	56.037	1:35.282	12	1:03.300	1:36.595	52	1 LAP	1:38.753
12	50.049	1:35.035	60	1 LAP	1:40.944	14	1:06.052	1:34.516	55	2 LAPS	1:46.396
14	56.566	1:33.335	14	1:00.868	1:33.596	44	1 LAP	1:43.358	12	1:08.780	1:35.228
38	1:17.480	1:38.041	38	1:24.027	1:35.841	60	1 LAP	1:43.038	14	1:10.064	1:33.760
52	1:20.667	1:38.398	52	1:29.058	1:37.685				44	1 LAP	1:42.909
55	1 LAP	1:47.191							60	1 LAP	1:42.611

Weather / Track : Cloudy / Dry

Cadwell Park
 Circuit Length = 2.1870 miles
 Start: 16:27 End: 16:50

MaX 5 Championship

RACE 9 - CLASSIFICATION

POS	NO	CL	NAME	ENTRY	LAPS	TIME	GAP	DIFF	MPH	BEST	ON
1	18	A	Paul SHEARD	Mazda MX5	11	19:52.564			72.62	1:46.755	5
2	69	A	Matthew ROBINSON	Mazda MX5 Mk3	11	19:54.019	1.455	1.455	72.53	1:46.978	11
3	25	B	Paul RODDISON	Mazda MX5 Mk3	11	20:05.965	13.401	11.946	71.81	1:47.860	3
4	46	A	Graham GROVE	Mazda MX5 Mk1	11	20:25.038	32.474	19.073	70.69	1:49.777	3
5	55	A	Nick DOUGILL	Mazda MX5	11	20:41.926	49.362	16.888	69.73	1:50.037	7
6	1	A	Nick WRIGHT	Mazda MX5	11	20:44.142	51.578	2.216	69.60	1:51.547	11
7	24	A	Jonathan HALLIWELL	Mazda MX5	11	20:55.888	1:03.324	11.746	68.95	1:50.351	5
8	8	B	Martin DOONER	Mazda MX5 Mk3	11	21:10.177	1:17.613	14.289	68.18	1:53.383	3
9	27	A	Eamonn MATTHEWS	Mazda MX5	11	21:10.634	1:18.070	0.457	68.15	1:53.049	9
10	23	A	Mark THEAKER	Mazda MX5	10	20:44.209	1 lap	1 lap	63.27	2:00.075	2

NOT CLASSIFIED

DNF	11	A	Ryan CEFFERTY	Mazda MK5 Mk1	3	6:10.832	8 laps	7 laps	63.69	1:53.463	3
DNF	33	B	Clive BUSSEY	Mazda MX5	0						

FASTEST LAP

18	A	Paul SHEARD	Mazda MX5	5	1:46.755	73.74 mph	118.68 kph
25	B	Paul RODDISON	Mazda MX5 Mk3	3	1:47.860	72.99 mph	117.47 kph

Weather / Track : Cloudy / Dry

These results are provisional until the conclusion of any judicial and technical matters.

Cadwell Park
 Circuit Length = 2.1870 miles
 Start: 16:58 End: 17:20

Clerk of Course :		Timekeeper :	
-------------------	--	--------------	--

MaX 5 Championship
RACE 9 - LAP CHART

Lap 1			Lap 2			Lap 3			Lap 4			Lap 5		
No	Behind	Laptime	No	Behind	Laptime	No	Behind	Laptime	No	Behind	Laptime	No	Behind	Laptime
25		1:55.374	69		1:48.247	69		1:47.935	69		1:47.861	69		1:47.786
69	0.224	1:55.598	25	1.570	1:50.041	25	1.495	1:47.860	25	1.753	1:48.119	18	1.060	1:46.755
18	0.703	1:56.077	18	1.958	1:49.726	18	1.753	1:47.730	18	2.091	1:48.199	25	4.253	1:50.286
46	2.109	1:57.483	46	3.502	1:49.864	46	5.344	1:49.777	46	7.822	1:50.339	46	10.793	1:50.757
1	4.435	1:59.809	1	9.446	1:53.482	1	14.039	1:52.528	1	18.684	1:52.506	1	23.841	1:52.943
27	10.988	2:06.362	8	17.320	1:54.310	8	22.768	1:53.383	55	26.274	1:51.124	55	29.135	1:50.647
8	11.481	2:06.855	27	18.274	1:55.757	55	23.011	1:52.057	8	29.972	1:55.065	8	37.291	1:55.105
55	12.719	2:08.093	55	18.889	1:54.641	27	24.313	1:53.974	27	31.057	1:54.605	27	37.749	1:54.478
23	27.767	2:23.141	24	30.464	1:51.113	24	33.290	1:50.761	24	36.501	1:51.072	24	39.066	1:50.351
24	27.822	2:23.196	11	33.524	1:53.492	11	39.052	1:53.463	23	1:04.838	2:00.834	23	1:19.200	2:02.148
11	28.503	2:23.877	23	39.371	2:00.075	23	51.865	2:00.429						

Weather / Track : Cloudy / Dry

Cadwell Park
 Circuit Length = 2.1870 miles
 Start: 16:58 End: 17:20

MaX 5 Championship
RACE 9 - LAP CHART

Lap 6			Lap 7			Lap 8			Lap 9			Lap 10		
No	Behind	Laptime	No	Behind	Laptime	No	Behind	Laptime	No	Behind	Laptime	No	Behind	Laptime
69		1:47.559	69		1:47.900	69		1:47.042	18		1:48.456	18		1:46.830
18	0.260	1:46.759	18	0.390	1:48.030	18	0.366	1:47.018	69	1.298	1:50.120	69	1.461	1:46.993
25	5.554	1:48.860	25	6.066	1:48.412	25	7.265	1:48.241	25	6.980	1:48.537	25	10.274	1:50.124
46	14.914	1:51.680	46	18.229	1:51.215	46	21.622	1:50.435	23	1 LAP	2:13.619	46	28.759	1:51.791
1	27.976	1:51.694	1	31.647	1:51.571	1	37.442	1:52.837	46	23.798	1:50.998	23	1 LAP	2:00.755
55	32.165	1:50.589	55	34.302	1:50.037	55	37.830	1:50.570	55	40.321	1:51.313	55	44.142	1:50.651
8	45.078	1:55.346	24	49.462	1:51.906	24	52.959	1:50.539	1	41.636	1:53.016	1	47.015	1:52.209
24	45.456	1:53.949	8	51.253	1:54.075	8	57.737	1:53.526	24	55.258	1:51.121	24	59.146	1:50.718
27	46.339	1:56.149	27	52.494	1:54.055	27	59.044	1:53.592	8	1:02.574	1:53.659	8	1:10.434	1:54.690
23	1:33.033	2:01.392	23	1:45.372	2:00.239				27	1:03.271	1:53.049	27	1:11.022	1:54.581

Weather / Track : Cloudy / Dry

Cadwell Park
 Circuit Length = 2.1870 miles
 Start: 16:58 End: 17:20

MaX 5 Championship

RACE 9 - LAP CHART

Lap 11		
No	Behind	Laptime
18		1:46.984
69	1.455	1:46.978
25	13.401	1:50.111
46	32.474	1:50.699
55	49.362	1:52.204
1	51.578	1:51.547
23	1 LAP	2:01.577
24	1:03.324	1:51.162
8	1:17.613	1:54.163
27	1:18.070	1:54.032

Weather / Track : Cloudy / Dry

Cadwell Park
Circuit Length = 2.1870 miles
Start: 16:58 End: 17:20

Legends Cars Championship - Final

RACE 10 - CLASSIFICATION

POS	NO	CL	NAME	ENTRY	LAPS	TIME	GAP	DIFF	MPH	BEST	ON
1	1		Lee FITZPATRICK	Legend Ford Coupe	9	17:17.401			68.30	1:44.415	9
2	5		John Jon HIGGINS	Legend Ford Coupe	9	17:19.205	1.804	1.804	68.18	1:44.645	9
3	3		Ross MARSHALL	Legend Ford Coupe	9	17:19.879	2.478	0.674	68.14	1:45.390	9
4	12		Stephen TREHERNE	Legend Ford	9	17:20.335	2.934	0.456	68.11	1:45.195	9
5	19		Lawrence DAVEY	Legend Ford Coupe	9	17:20.802	3.401	0.467	68.08	1:45.145	9
6	11		Simon BELCHER	Legend 1934 Ford Coupe	9	17:21.079	3.678	0.277	68.06	1:45.031	9
7	55		Ben POWER	Legend Ford Coupe	9	17:26.167	8.766	5.088	67.73	1:45.847	5
8	14		Paul MUSSELLE	Legend 1934 Coupe	9	17:26.238	8.837	0.071	67.72	1:47.314	5
9	33		Chris BELL	Legend Chevy Coupe	9	17:28.216	10.815	1.978	67.59	1:47.451	9
10	15		Paul SIMMONS	Legend Ford Coupe	9	17:28.368	10.967	0.152	67.58	1:47.677	9
11	49		David WARD	Legend Dodge 37 Sedan	9	17:28.373	10.972	0.005	67.58	1:47.828	4
12	69		Gerard McCOSH	Legend 1934 Ford Coupe	9	17:29.000	11.599	0.627	67.54	1:47.407	9
13	30		Craig MITCHELL	Legend 1934 Ford Coupe	9	17:29.209	11.808	0.209	67.53	1:47.247	5
14	7		Dean BRACE	Legend Ford Coupe	9	17:29.674	12.273	0.465	67.50	1:46.896	4
15	52		Gareth MARTIN	Legend Ford Coupe	9	17:30.557	13.156	0.883	67.44	1:47.379	9
16	59		Paul MANSELL	Legend 1934 Ford Coupe	9	17:32.684	15.283	2.127	67.31	1:47.850	9
17	4		John MICKEL	Legend 1934 Coupe	9	17:32.723	15.322	0.039	67.30	1:45.485	5
18	43		Mick MERCER	Legend 37 Ford Sedan	9	17:35.054	17.653	2.331	67.16	1:48.857	8
19	29		Nathan ANTHONY	Legend 1934 Ford Coupe	9	17:45.278	27.877	10.224	66.51	1:51.794	8
20	54		Nick POWER	Legend Ford	9	17:57.744	40.343	12.466	65.74	1:54.482	3
21	71		Alasdair THOM	Legend 1934 Ford Coupe	9	18:17.893	1:00.492	20.149	64.54	1:49.867	3

NOT CLASSIFIED

<i>DNF</i>	66		Stephen WHITELEGG	Legend 1937 Ford Sedan	7	13:51.416	2 laps	2 laps	66.28	1:45.912	4
<i>DNF</i>	53		Dominic SPURR	Legend 37 Ford	7	13:58.277	2 laps	6.861	65.74	1:51.133	2
<i>DNF</i>	95		Niki MEREDITH	Legend 1934 Ford Coupe	6	11:08.611	3 laps	1 lap	70.65	1:47.121	4
<i>DNF</i>	96		Paul O'BRIEN	Legend Ford Sedan	4	7:19.966	5 laps	2 laps	71.57	1:47.178	2
<i>DNF</i>	32		Peter MORTON	Legend Ford Coupe	3	5:37.923	6 laps	1 lap	69.89	1:46.611	3
<i>DNF</i>	39		Jess GWYNNE	Legend Ford	2	4:13.954	7 laps	1 lap	62.00	2:12.717	2
<i>DNF</i>	8		Nick BRACE	Legend Ford Coupe	1	1:57.858	8 laps	1 lap	66.80		

FASTEST LAP

1	Lee FITZPATRICK	Legend Ford Coupe	9	1:44.415	75.40 mph	121.34 kph
---	------------------------	-------------------	---	----------	-----------	------------

Weather / Track : Cloudy / Dry

These results are provisional until the conclusion of any judicial and technical matters.

Cadwell Park

Circuit Length = 2.1870 miles

Start: 17:29 End: 17:48

Clerk of Course :

Timekeeper :

Legends Cars Championship - Final

RACE 10 - LAP CHART

Lap 1			Lap 2			Lap 3			Lap 4			Lap 5		
No	Behind	Laptime	No	Behind	Laptime	No	Behind	Laptime	No	Behind	Laptime	No	Behind	Laptime
49		1:52.390	1		1:44.870	1		1:45.966	1		1:47.411	1		1:45.994
15	0.798	1:53.188	49	2.943	1:48.615	11	3.650	1:45.886	11	2.675	1:46.436	11	2.982	1:46.301
1	0.802	1:53.192	11	3.730	1:46.938	49	5.750	1:48.773	49	6.167	1:47.828	3	6.248	1:46.067
59	1.998	1:54.388	96	3.889	1:47.178	96	5.823	1:47.900	3	6.175	1:47.346	55	6.334	1:45.847
96	2.383	1:54.773	15	4.210	1:49.084	15	6.162	1:47.918	55	6.481	1:46.840	19	9.820	1:48.135
11	2.464	1:54.854	7	4.616	1:47.621	3	6.240	1:47.253	19	7.679	1:45.810	5	9.927	1:47.235
7	2.667	1:55.057	3	4.953	1:47.272	55	7.052	1:47.030	15	8.523	1:49.772	12	10.364	1:47.472
3	3.353	1:55.743	5	5.073	1:45.775	14	9.207	1:48.268	96	8.527	1:50.115	14	10.973	1:47.314
4	3.917	1:56.307	12	5.448	1:46.451	19	9.280	1:47.914	5	8.686	1:46.514	49	12.874	1:52.701
43	4.453	1:56.843	55	5.988	1:45.933	5	9.583	1:50.476	12	8.886	1:45.623	66	13.155	1:48.678
14	4.558	1:56.948	14	6.905	1:48.019	12	10.674	1:51.192	14	9.653	1:47.857	15	13.705	1:51.176
12	4.669	1:57.059	19	7.332	1:46.558	66	11.970	1:47.945	66	10.471	1:45.912	33	16.973	1:48.935
5	4.970	1:57.360	43	8.807	1:50.026	33	12.804	1:49.155	33	14.032	1:48.639	30	17.312	1:47.247
8	5.468	1:57.858	33	9.615	1:47.799	43	13.408	1:50.567	43	15.955	1:49.958	95	18.648	1:48.295
55	5.727	1:58.117	66	9.991	1:48.906	32	13.895	1:46.611	30	16.059	1:49.244	52	20.251	1:49.307
95	6.199	1:58.589	30	10.743	1:48.821	30	14.226	1:49.449	95	16.347	1:47.121	69	21.459	1:50.033
19	6.446	1:58.836	32	13.250	1:52.213	95	16.637	1:48.808	52	16.938	1:47.637	7	23.608	1:51.834
32	6.709	1:59.099	53	13.317	1:51.133	52	16.712	1:48.993	69	17.420	1:47.807	59	28.536	1:50.802
66	6.757	1:59.147	52	13.685	1:50.346	69	17.024	1:48.838	7	17.768	1:46.896	43	30.192	2:00.231
33	7.488	1:59.878	95	13.795	1:53.268	7	18.283	1:59.633	59	23.728	1:49.313	53	30.683	1:51.912
30	7.594	1:59.984	69	14.152	1:50.085	53	19.531	1:52.180	53	24.765	1:52.645	71	31.409	1:52.429
53	7.856	2:00.246	71	16.698	1:51.812	71	20.599	1:49.867	71	24.974	1:51.786	29	37.675	1:52.074
39	8.847	2:01.237	59	18.324	2:01.998	59	21.826	1:49.468	29	31.595	1:51.955	4	38.314	1:45.485
52	9.011	2:01.401	54	20.704	1:54.590	29	27.051	1:51.984	54	38.547	1:56.738	54	49.750	1:57.197
69	9.739	2:02.129	29	21.033	1:52.632	54	29.220	1:54.482	4	38.823	1:46.455			
71	10.558	2:02.948	39	35.892	2:12.717	4	39.779	1:46.359						
54	11.786	2:04.176	4	39.386	2:21.141									
29	14.073	2:06.463												

Weather / Track : Cloudy / Dry

Cadwell Park
 Circuit Length = 2.1870 miles
 Start: 17:29 End: 17:48

Legends Cars Championship - Final
RACE 10 - LAP CHART

Lap 6			Lap 7			Lap 8			Lap 9		
No	Behind	Laptime	No	Behind	Laptime	No	Behind	Laptime	No	Behind	Laptime
1		1:47.460	1		3:03.327	1		1:44.766	1		1:44.415
11	2.269	1:46.747	11	0.526	3:01.584	3	1.503	1:45.654	5	1.804	1:44.645
3	9.673	1:50.885	3	0.615	2:54.269	5	1.574	1:45.154	3	2.478	1:45.390
55	10.381	1:51.507	55	0.915	2:53.861	12	2.154	1:45.566	12	2.934	1:45.195
19	12.825	1:50.465	19	0.993	2:51.495	19	2.671	1:46.444	19	3.401	1:45.145
5	15.993	1:53.526	5	1.186	2:48.520	11	3.062	1:47.302	11	3.678	1:45.031
12	16.252	1:53.348	12	1.354	2:48.429	55	5.043	1:48.894	55	8.766	1:48.138
14	16.731	1:53.218	14	1.947	2:48.543	14	5.881	1:48.700	14	8.837	1:47.371
49	18.498	1:53.084	49	3.027	2:47.856	49	6.832	1:48.571	33	10.815	1:47.451
66	19.466	1:53.771	66	3.196	2:47.057	15	7.705	1:49.089	15	10.967	1:47.677
15	20.201	1:53.956	15	3.382	2:46.508	33	7.779	1:48.304	49	10.972	1:48.555
33	21.578	1:52.065	33	4.241	2:45.990	69	8.607	1:47.989	69	11.599	1:47.407
30	22.093	1:52.241	30	4.966	2:46.200	30	8.965	1:48.765	30	11.808	1:47.258
95	23.718	1:52.530	69	5.384	2:40.104	7	9.224	1:47.552	7	12.273	1:47.464
69	28.607	1:54.608	52	5.888	2:39.688	52	10.192	1:49.070	52	13.156	1:47.379
52	29.527	1:56.736	7	6.438	2:38.680	59	11.848	1:48.157	59	15.283	1:47.850
7	31.085	1:54.937	59	8.457	2:39.331	43	13.181	1:48.857	4	15.322	1:46.534
59	32.453	1:51.377	43	9.090	2:38.643	4	13.203	1:46.797	43	17.653	1:48.887
43	33.774	1:51.042	53	10.057	2:38.352	29	19.041	1:51.794	29	27.877	1:53.251
53	35.032	1:51.809	71	11.101	2:37.695	54	26.179	1:57.848	54	40.343	1:58.579
71	36.733	1:52.784	4	11.172	2:33.623	71	37.577	2:11.242	71	1:00.492	2:07.330
4	40.876	1:50.022	29	12.013	2:29.221						
29	46.119	1:55.904	54	13.097	2:12.971						
54	1:03.453	2:01.163									