



# NATIONAL CHAMPIONSHIP RACE MEETING

**Snetterton**

**25<sup>th</sup> / 26<sup>th</sup> September 2010**



**Results Provided by Timing Solutions Ltd**  
**[www.tsl-timing.com](http://www.tsl-timing.com)**

# Lackford Engineering Austin Healey Club Championship

## QUALIFYING - RACE 1 - CLASSIFICATION

POS	NO	CL	NAME	ENTRY	TIME	ON	LAPS	GAP	DIFF	MPH
1	2	G	<b>Marc CAMPFIELD</b>	Austin Healey 3000 MK 2	<b>1:30.644</b>	11	11			77.52
2	1	B	<b>David SMITHIES</b>	Austin Healey 3000	<b>1:30.853</b>	13	13	<b>0.209</b>	0.209	77.34
3	16	B	<b>Eric WOOLLEY</b>	Austin Healey 3000	<b>1:33.385</b>	5	9	<b>2.741</b>	2.532	75.24
4	11	E	<b>Paul CAMPFIELD</b>	Austin Healey Sprite Frogeye MK1	<b>1:39.393</b>	4	4	<b>8.749</b>	6.008	70.70
5	19	B	<b>Peter GRANT</b>	Austin Healey 3000	<b>1:40.840</b>	11	11	<b>10.196</b>	1.447	69.68
6	12	E	<b>Drew CAMERON</b>	Austin Healey Frogeye Sprite	<b>1:41.620</b>	3	3	<b>10.976</b>	0.780	69.15
7	3	D	<b>Nigel LACKFORD</b>	Austin Healey Sprite	<b>1:42.276</b>	7	11	<b>11.632</b>	0.656	68.70
8	27	D	<b>Neil CAMERON</b>	Austin Healey Arkley Sprite	<b>1:42.289</b>	7	8	<b>11.645</b>	0.013	68.69
9	26	D	<b>Brian BEDFORD</b>	Austin Healey Sprite	<b>1:43.075</b>	7	9	<b>12.431</b>	0.786	68.17
10	57	E	<b>Robin LACKFORD</b>	Austin Healey Frogeye SpritE	<b>1:43.141</b>	8	11	<b>12.497</b>	0.066	68.13
11	25	B	<b>Tom WALKER</b>	Austin Healey 3000 Mk1	<b>1:43.921</b>	11	11	<b>13.277</b>	0.780	67.61
12	9	E	<b>Patrick HARRIS</b>	Austin Healey Sprite	<b>1:46.329</b>	7	9	<b>15.685</b>	2.408	66.08
13	14	C	<b>Jim PRIOR</b>	Austin Healey Sprite	<b>1:46.815</b>	4	5	<b>16.171</b>	0.486	65.78

Car 25 - Transponder incorrectly fitted, please rectify.

Car 19 - Transponder low battery, please charge.

Weather / Track : Bright / Drying

These results are provisional until the conclusion of any judicial and technical matters.

Snetterton

Circuit Length = 1.9520 miles

Start: 10:00 End: 10:21

Clerk of Course :		Timekeeper :
-------------------	--	--------------

**Lackford Engineering Austin Healey Club Championship**  
**QUALIFYING - RACE 1 - LAP ANALYSIS**

<b>1</b>	<b>David SMITHIES</b>		<b>B Austin Healey 3000</b>				
1 -	1:43.116	+ 12.263	10:01:50.083	8 -	1:32.468	+ 1.615	10:13:04.768
2 -	1:37.837	+ 6.984	10:03:27.920	9 -	1:42.410	+ 11.557	10:14:47.178
3 -	1:38.114	+ 7.261	10:05:06.034	10 -	1:32.203	+ 1.350	10:16:19.381
4 -	1:33.375	+ 2.522	10:06:39.409	11 -	1:31.398	+ 0.545	10:17:50.779
5 -	1:33.823	+ 2.970	10:08:13.232	12 -	1:30.990	+ 0.137	10:19:21.769
6 -	1:43.870	+ 13.017	10:09:57.102	13 -	<b>1:30.853</b>		<b>10:20:52.622</b>
7 -	1:35.198	+ 4.345	10:11:32.300				
<b>2</b>	<b>Marc CAMPFIELD</b>		<b>G Austin Healey 3000 MK 2</b>				
1 -	1:41.873	+ 11.229	10:01:53.323	7 -	2:19.342 P	+ 48.698	10:11:58.295
2 -	1:33.873 D	+ 3.229	10:03:27.196	8 -	1:50.854	+ 20.210	10:13:49.149
3 -	1:33.412	+ 2.768	10:05:00.608	9 -	1:33.552	+ 2.908	10:15:22.701
4 -	1:32.233	+ 1.589	10:06:32.841	10 -	1:30.909	+ 0.265	10:16:53.610
5 -	1:32.351	+ 1.707	10:08:05.192	11 -	<b>1:30.644</b>		<b>10:18:24.254</b>
6 -	1:33.761	+ 3.117	10:09:38.953				
<b>3</b>	<b>Nigel LACKFORD</b>		<b>D Austin Healey Sprite</b>				
1 -	2:06.237	+ 23.961	10:02:25.603	7 -	<b>1:42.276</b>		<b>10:13:18.844</b>
2 -	1:50.886	+ 8.610	10:04:16.489	8 -	1:44.179	+ 1.903	10:15:03.023
3 -	1:55.836	+ 13.560	10:06:12.325	9 -	1:43.250	+ 0.974	10:16:46.273
4 -	1:48.657	+ 6.381	10:08:00.982	10 -	1:48.122	+ 5.846	10:18:34.395
5 -	1:46.003	+ 3.727	10:09:46.985	11 -	1:43.931	+ 1.655	10:20:18.326
6 -	1:49.583	+ 7.307	10:11:36.568				
<b>9</b>	<b>Patrick HARRIS</b>		<b>E Austin Healey Sprite</b>				
1 -	1:55.826	+ 9.497	10:02:08.486	6 -	1:49.434	+ 3.105	10:11:14.630
2 -	1:50.806	+ 4.477	10:03:59.292	7 -	<b>1:46.329</b>		<b>10:13:00.959</b>
3 -	1:48.345	+ 2.016	10:05:47.637	8 -	1:49.091	+ 2.762	10:14:50.050
4 -	1:49.022	+ 2.693	10:07:36.659	9 -	2:21.637 P	+ 35.308	10:17:11.687
5 -	1:48.537	+ 2.208	10:09:25.196				
<b>11</b>	<b>Paul CAMPFIELD</b>		<b>E Austin Healey Sprite Frogeye MK1</b>				
1 -	1:54.263	+ 14.870	10:02:22.130	3 -	1:40.541	+ 1.148	10:05:43.661
2 -	1:40.990	+ 1.597	10:04:03.120	4 -	<b>1:39.393</b>		<b>10:07:23.054</b>
<b>12</b>	<b>Drew CAMERON</b>		<b>E Austin Healey Frogeye Sprite</b>				
1 -	1:50.137	+ 8.517	10:01:58.218	3 -	<b>1:41.620</b>		<b>10:05:24.065</b>
2 -	1:44.227	+ 2.607	10:03:42.445				
<b>14</b>	<b>Jim PRIOR</b>		<b>C Austin Healey Sprite</b>				
1 -	2:04.834	+ 18.019	10:02:28.676	4 -	<b>1:46.815</b>		<b>10:07:57.276</b>
2 -	1:52.562	+ 5.747	10:04:21.238	5 -	1:48.041	+ 1.226	10:09:45.317
3 -	1:49.223	+ 2.408	10:06:10.461				
<b>16</b>	<b>Eric WOOLLEY</b>		<b>B Austin Healey 3000</b>				
1 -	1:41.466	+ 8.081	10:01:51.340	6 -	1:34.959	+ 1.574	10:09:45.750
2 -	1:36.499	+ 3.114	10:03:27.839	7 -	1:36.655	+ 3.270	10:11:22.405
3 -	1:35.920	+ 2.535	10:05:03.759	8 -	1:34.976	+ 1.591	10:12:57.381
4 -	1:33.647	+ 0.262	10:06:37.406	9 -	2:22.986 P	+ 49.601	10:15:20.367
5 -	<b>1:33.385</b>		<b>10:08:10.791</b>				
<b>19</b>	<b>Peter GRANT</b>		<b>B Austin Healey 3000</b>				
1 -	1:56.025	+ 15.185	10:02:10.850	7 -	1:45.908	+ 5.068	10:13:25.258
2 -	1:49.199	+ 8.359	10:04:00.049	8 -	1:42.787	+ 1.947	10:15:08.045
3 -	1:50.090	+ 9.250	10:05:50.139	9 -	1:42.170	+ 1.330	10:16:50.215
4 -	1:42.156	+ 1.316	10:07:32.295	10 -	1:41.698	+ 0.858	10:18:31.913
5 -	1:45.085	+ 4.245	10:09:17.380	11 -	<b>1:40.840</b>		<b>10:20:12.753</b>
6 -	2:21.970 P	+ 41.130	10:11:39.350				

Car 25 - Transponder incorrectly fitted, please rectify.  
 Car 19 - Transponder low battery, please charge.  
 Weather / Track : Bright / Drying

Snetterton  
 Circuit Length = 1.9520 miles  
 Start: 10:00 End: 10:21

**Lackford Engineering Austin Healey Club Championship**  
**QUALIFYING - RACE 1 - LAP ANALYSIS**


<b>25</b>	<b>Tom WALKER</b>		<b>B Austin Healey 3000 Mk1</b>				
1 -	1:58.148	+ 14.227	10:02:15.059	7 -	1:45.119	+ 1.198	10:13:12.631
2 -	1:54.547	+ 10.626	10:04:09.606	8 -	1:46.043	+ 2.122	10:14:58.674
3 -	1:51.921	+ 8.000	10:06:01.527	9 -	1:45.042	+ 1.121	10:16:43.716
4 -	1:49.126	+ 5.205	10:07:50.653	10 -	1:47.074	+ 3.153	10:18:30.790
5 -	1:46.888	+ 2.967	10:09:37.541	11 -	<b>1:43.921</b>		<b>10:20:14.711</b>
6 -	1:49.971	+ 6.050	10:11:27.512				
<b>26</b>	<b>Brian BEDFORD</b>		<b>D Austin Healey Sprite</b>				
1 -	2:04.771	+ 21.696	10:02:27.084	6 -	1:45.118	+ 2.043	10:11:13.886
2 -	1:47.294	+ 4.219	10:04:14.378	7 -	<b>1:43.075</b>		<b>10:12:56.961</b>
3 -	1:46.337	+ 3.262	10:06:00.715	8 -	1:43.497	+ 0.422	10:14:40.458
4 -	1:44.361	+ 1.286	10:07:45.076	9 -	1:43.901	+ 0.826	10:16:24.359
5 -	1:43.692	+ 0.617	10:09:28.768				
<b>27</b>	<b>Neil CAMERON</b>		<b>D Austin Healey Arkley Sprite</b>				
1 -	2:05.765	+ 23.476	10:02:27.431	5 -	1:42.488	+ 0.199	10:09:49.258
2 -	1:53.120	+ 10.831	10:04:20.551	6 -	1:46.768	+ 4.479	10:11:36.026
3 -	1:48.230	+ 5.941	10:06:08.781	7 -	<b>1:42.289</b>		<b>10:13:18.315</b>
4 -	1:57.989	+ 15.700	10:08:06.770	8 -	1:42.296	+ 0.007	10:15:00.611
<b>57</b>	<b>Robin LACKFORD</b>		<b>E Austin Healey Frogeye SpritE</b>				
1 -	2:02.756	+ 19.615	10:02:29.254	7 -	1:45.121	+ 1.980	10:13:16.351
2 -	1:49.399	+ 6.258	10:04:18.653	8 -	<b>1:43.141</b>		<b>10:14:59.492</b>
3 -	1:48.562	+ 5.421	10:06:07.215	9 -	1:44.454	+ 1.313	10:16:43.946
4 -	1:48.263	+ 5.122	10:07:55.478	10 -	1:46.700	+ 3.559	10:18:30.646
5 -	1:48.401	+ 5.260	10:09:43.879	11 -	1:49.307	+ 6.166	10:20:19.953
6 -	1:47.351	+ 4.210	10:11:31.230				

Car 25 - Transponder incorrectly fitted, please rectify.  
 Car 19 - Transponder low battery, please charge.  
 Weather / Track : Bright / Drying

Snetterton  
 Circuit Length = 1.9520 miles  
 Start: 10:00 End: 10:21

# Lackford Engineering Austin Healey Club Championship

## RACE 1 - GRID

ROW 7	1:46.815 14 Jim PRIOR		
ROW 6		1:43.921 25 Tom WALKER	1:46.329 9 Patrick HARRIS
ROW 5	1:43.075 26 Brian BEDFORD		1:43.141 57 Robin LACKFORD
ROW 4		1:42.276 3 Nigel LACKFORD	1:42.289 27 Neil CAMERON
ROW 3	1:40.840 19 Peter GRANT		1:41.620 12 Drew CAMERON
ROW 2		1:33.385 16 Eric WOOLLEY	1:39.393 11 Paul CAMPFIELD
ROW 1	1:30.644 2 Marc CAMPFIELD		1:30.853 1 David SMITHIES
<b>Pole</b>			
			


Snetterton  
Circuit Length = 1.9520 miles

**These results are provisional until the conclusion of any judicial and technical matters.**

Clerk of Course :		Timekeeper :
-------------------	--	--------------

# Lackford Engineering Austin Healey Club Championship

## RACE 5 - GRID

ROW 7	1:48.345 9 Patrick HARRIS		
ROW 6		1:45.042 25 Tom WALKER	1:48.041 14 Jim PRIOR
ROW 5	1:44.227 12 Drew CAMERON		1:44.454 57 Robin LACKFORD
ROW 4		1:43.250 3 Nigel LACKFORD	1:43.497 26 Brian BEDFORD
ROW 3	1:41.698 19 Peter GRANT		1:42.296 27 Neil CAMERON
ROW 2		1:33.647 16 Eric WOOLLEY	1:40.541 11 Paul CAMPFIELD
ROW 1	1:30.909 2 Marc CAMPFIELD		1:30.990 1 David SMITHIES
<b>Pole</b>			
			

Snetterton  
Circuit Length = 1.9520 miles

**These results are provisional until the conclusion of any judicial and technical matters.**

Clerk of Course :		Timekeeper :
-------------------	--	--------------

# MSA British Superkart Championship

## QUALIFYING - RACE 3 - CLASSIFICATION

POS	NO	CL	NAME	ENTRY	TIME	ON	LAPS	GAP	DIFF	MPH
1	44	N	Peter BENNETT	Anderson/Honda	1:18.133	11	13			89.93
2	21	N	Ben DAVIS	Anderson/Honda	1:18.165	14	14	0.032	0.032	89.90
3	84	O	Danny BUTLER	F1/TM	1:18.794	13	13	0.661	0.629	89.18
4	20	N	Toby DAVIS	Anderson/Honda	1:18.974	10	12	0.841	0.180	88.98
5	4	O	Ben WILLSHIRE	Anderson/SGM	1:20.907	11	11	2.774	1.933	86.85
6	22	N	Graham JOHNSON	Anderson/Honda	1:21.163	13	13	3.030	0.256	86.58
7	GP	O	Danny EDWARDS	F1/TM	1:22.201	7	7	4.068	1.038	85.48
8	52	N	Steve BURTON	Anderson/Honda	1:23.103	12	13	4.970	0.902	84.55
9	89	N	Andy GRIMM	Jade/Honda	1:23.252	13	13	5.119	0.149	84.40
10	6	I	Daffyd ILES	Energy/TM	1:23.287	10	12	5.154	0.035	84.37
11	0	N	TBA		1:24.403	11	11	6.270	1.116	83.25
12	51	I	Garth DYER	Wright/TM	1:26.912	11	11	8.779	2.509	80.85
13	26	N	Andrew PHILLIPS	Anderson/Honda	1:26.944	11	11	8.811	0.032	80.82
14	99	O	Ben HUGHES	F1/TM	1:27.152	9	9	9.019	0.208	80.63
15	82	N	Ashley MACK	Anderson/Honda	1:28.094	7	8	9.961	0.942	79.76
16	68	N	Tom HATFIELD	PVP/Honda	1:28.459	12	12	10.326	0.365	79.43
17	88	N	Chris JOHNSON	F1/Honda	1:29.350	10	10	11.217	0.891	78.64
18	32	O	John HUTTON	Anderson/Pavesi	1:30.343	7	8	12.210	0.993	77.78
19	55	I	Bruce CRAWLEY	Energy/TM	1:32.387	5	5	14.254	2.044	76.06
20	41	O	Simon RUSHFORTH	Spyda/Pavesi	1:36.046	7	12	17.913	3.659	73.16
21	144	N	Gary ROTHWELL	F1/Honda	1:37.233	10	10	19.100	1.187	72.27
22	25	N	Paul HILTON	Anderson/Honda	1:49.722	8	8	31.589	12.489	64.04
23	03	I	Kevin GRAY	Energy/TM		0	1			

Kart 25 - Transponder low battery, please rectify.

Weather / Track : Cloudy / Dry

These results are provisional until the conclusion of any judicial and technical matters.

Snetterton

Circuit Length = 1.9520 miles

Start: 10:27 End: 10:49

Clerk of Course :

Timekeeper :

# MSA British Superkart Championship

## QUALIFYING - RACE 3 - LAP ANALYSIS

<b>0</b>	TBA						N
1 -	1:44.592	+ 20.189	10:30:53.145	7 -	1:27.883	+ 3.480	10:39:54.803
2 -	1:36.449	+ 12.046	10:32:29.594	8 -	3:32.621 P	+ 2:08.218	10:43:27.424
3 -	1:31.933	+ 7.530	10:34:01.527	9 -	1:55.599	+ 31.196	10:45:23.023
4 -	1:27.967	+ 3.564	10:35:29.494	10 -	1:24.754	+ 0.351	10:46:47.777
5 -	1:29.411	+ 5.008	10:36:58.905	11 -	<b>1:24.403</b>		<b>10:48:12.180</b>
6 -	1:28.015	+ 3.612	10:38:26.920				
<b>GP</b>	Danny EDWARDS						O F1/TM
1 -	1:43.606	+ 21.405	10:29:24.049	5 -	1:25.477	+ 3.276	10:40:09.011
2 -	1:27.081	+ 4.880	10:30:51.130	6 -	1:23.115	+ 0.914	10:41:32.126
3 -	6:20.113 P	+ 4:57.912	10:37:11.243	7 -	<b>1:22.201</b>		<b>10:42:54.327</b>
4 -	1:32.291	+ 10.090	10:38:43.534				
<b>03</b>	Kevin GRAY						I Energy/TM
1 -	1:47.701	- 03:59:07.075	10:29:40.820				
<b>4</b>	Ben WILLSHIRE						O Anderson/SGM
1 -	1:47.044	+ 26.137	10:29:17.216	7 -	1:29.312	+ 8.405	10:37:52.948
2 -	1:29.455	+ 8.548	10:30:46.671	8 -	1:35.051	+ 14.144	10:39:27.999
3 -	1:25.302	+ 4.395	10:32:11.973	9 -	1:25.132	+ 4.225	10:40:53.131
4 -	1:24.357	+ 3.450	10:33:36.330	10 -	1:23.832	+ 2.925	10:42:16.963
5 -	1:24.911	+ 4.004	10:35:01.241	11 -	<b>1:20.907</b>		<b>10:43:37.870</b>
6 -	1:22.395	+ 1.488	10:36:23.636				
<b>6</b>	Daffyd ILES						I Energy/TM
1 -	1:49.012	+ 25.725	10:29:24.759	7 -	1:25.461	+ 2.174	10:40:09.036
2 -	1:34.419	+ 11.132	10:30:59.178	8 -	1:24.171	+ 0.884	10:41:33.207
3 -	1:32.053	+ 8.766	10:32:31.231	9 -	1:25.712	+ 2.425	10:42:58.919
4 -	1:29.936	+ 6.649	10:34:01.167	10 -	<b>1:23.287</b>		<b>10:44:22.206</b>
5 -	3:10.189 P	+ 1:46.902	10:37:11.356	11 -	2:14.488 P	+ 51.201	10:46:36.694
6 -	1:32.219	+ 8.932	10:38:43.575	12 -	1:35.528	+ 12.241	10:48:12.222
<b>20</b>	Toby DAVIS						N Anderson/Honda
1 -	2:08.199	+ 49.225	10:29:58.326	7 -	1:23.283	+ 4.309	10:41:36.121
2 -	2:36.094 P	+ 1:17.120	10:32:34.420	8 -	1:21.295	+ 2.321	10:42:57.416
3 -	3:15.877 P	+ 1:56.903	10:35:01.297	9 -	1:21.886	+ 2.912	10:44:19.302
4 -	1:32.186	+ 13.212	10:37:22.483	10 -	<b>1:18.974</b>		<b>10:45:38.276</b>
5 -	1:27.323	+ 8.349	10:38:49.806	11 -	1:20.532	+ 1.558	10:46:58.808
6 -	1:23.032	+ 4.058	10:40:12.838	12 -	1:19.178	+ 0.204	10:48:17.986
<b>21</b>	Ben DAVIS						N Anderson/Honda
1 -	2:01.676	+ 43.511	10:29:48.660	8 -	1:26.067	+ 7.902	10:40:49.467
2 -	1:52.076	+ 33.911	10:31:40.736	9 -	1:22.919	+ 4.754	10:42:12.386
3 -	1:47.625	+ 29.460	10:33:28.361	10 -	1:19.557	+ 1.392	10:43:31.943
4 -	1:31.247	+ 13.082	10:34:59.608	11 -	1:23.808	+ 5.643	10:44:55.751
5 -	1:25.980	+ 7.815	10:36:25.588	12 -	1:20.474	+ 2.309	10:46:16.225
6 -	1:27.484	+ 9.319	10:37:53.072	13 -	1:19.279	+ 1.114	10:47:35.504
7 -	1:30.328	+ 12.163	10:39:23.400	14 -	<b>1:18.165</b>		<b>10:48:53.669</b>
<b>22</b>	Graham JOHNSON						N Anderson/Honda
1 -	2:08.027	+ 46.864	10:29:47.398	8 -	1:27.485	+ 6.322	10:42:05.498
2 -	1:58.877	+ 37.714	10:31:46.275	9 -	1:25.343	+ 4.180	10:43:30.841
3 -	1:54.834	+ 33.671	10:33:41.109	10 -	1:25.391	+ 4.228	10:44:56.232
4 -	1:50.374	+ 29.211	10:35:31.483	11 -	1:23.837	+ 2.674	10:46:20.069
5 -	1:49.345	+ 28.182	10:37:20.828	12 -	1:22.170	+ 1.007	10:47:42.239
6 -	1:45.781	+ 24.618	10:39:06.609	13 -	<b>1:21.163</b>		<b>10:49:03.402</b>
7 -	1:31.404	+ 10.241	10:40:38.013				
<b>25</b>	Paul HILTON						N Anderson/Honda
1 -	2:01.375	+ 11.653	10:29:34.841	5 -	1:52.257	+ 2.535	10:37:16.492

Kart 25 - Transponder low battery, please rectify.

Weather / Track : Cloudy / Dry

Snetterton  
Circuit Length = 1.9520 miles  
Start: 10:27 End: 10:49

# MSA British Superkart Championship

## QUALIFYING - RACE 3 - LAP ANALYSIS

2 -	1:56.579	+ 6.857	10:31:31.420	6 -	1:54.498	+ 4.776	10:39:10.990
3 -	1:59.470	+ 9.748	10:33:30.890	7 -	2:00.344	+ 10.622	10:41:11.334
4 -	1:53.345	+ 3.623	10:35:24.235	8 -	<b>1:49.722</b>		<b>10:43:01.056</b>
<b>26</b>	<b>Andrew PHILLIPS</b> N Anderson/Honda						
1 -	1:58.737	+ 31.793	10:29:27.025	7 -	3:35.432	+ 2:08.488	10:41:30.622
2 -	1:49.507	+ 22.563	10:31:16.532	8 -	1:39.142	+ 12.198	10:43:09.764
3 -	1:45.669	+ 18.725	10:33:02.201	9 -	1:35.494	+ 8.550	10:44:45.258
4 -	1:41.750	+ 14.806	10:34:43.951	10 -	1:30.403	+ 3.459	10:46:15.661
5 -	1:35.142	+ 8.198	10:36:19.093	11 -	<b>1:26.944</b>		<b>10:47:42.605</b>
6 -	1:36.097	+ 9.153	10:37:55.190				
<b>32</b>	<b>John HUTTON</b> O Anderson/Pavesi						
1 -	2:02.066	+ 31.723	10:30:01.901	5 -	1:36.125	+ 5.782	10:36:50.472
2 -	1:52.776	+ 22.433	10:31:54.677	6 -	1:33.439	+ 3.096	10:38:23.911
3 -	1:41.365	+ 11.022	10:33:36.042	7 -	<b>1:30.343</b>		<b>10:39:54.254</b>
4 -	1:38.305	+ 7.962	10:35:14.347	8 -	1:33.070	+ 2.727	10:41:27.324
<b>41</b>	<b>Simon RUSHFORTH</b> O Spyda/Pavesi						
1 -	1:55.587	+ 19.541	10:29:29.889	7 -	<b>1:36.046</b>		<b>10:39:19.451</b>
2 -	1:42.316	+ 6.270	10:31:12.205	8 -	1:40.381	+ 4.335	10:40:59.832
3 -	1:39.576	+ 3.530	10:32:51.781	9 -	1:39.687	+ 3.641	10:42:39.519
4 -	1:37.707	+ 1.661	10:34:29.488	10 -	1:38.884	+ 2.838	10:44:18.403
5 -	1:36.842	+ 0.796	10:36:06.330	11 -	1:42.467	+ 6.421	10:46:00.870
6 -	1:37.075	+ 1.029	10:37:43.405	12 -	1:38.228	+ 2.182	10:47:39.098
<b>44</b>	<b>Peter BENNETT</b> N Anderson/Honda						
1 -	1:29.710	+ 11.577	10:28:55.402	8 -	1:21.800	+ 3.667	10:42:04.571
2 -	1:22.639	+ 4.506	10:30:18.041	9 -	1:20.241	+ 2.108	10:43:24.812
3 -	1:25.035	+ 6.902	10:31:43.076	10 -	1:20.538	+ 2.405	10:44:45.350
4 -	1:25.249	+ 7.116	10:33:08.325	11 -	<b>1:18.133</b>		<b>10:46:03.483</b>
5 -	4:30.225 P	+ 3:12.092	10:37:38.550	12 -	1:28.137	+ 10.004	10:47:31.620
6 -	1:32.584	+ 14.451	10:39:11.134	13 -	1:18.271	+ 0.138	10:48:49.891
7 -	1:31.637	+ 13.504	10:40:42.771				
<b>51</b>	<b>Garth DYER</b> I Wright/TM						
1 -	1:51.804	+ 24.892	10:29:50.068	7 -	1:32.291	+ 5.379	10:39:19.480
2 -	1:42.284	+ 15.372	10:31:32.352	8 -	1:30.209	+ 3.297	10:40:49.689
3 -	1:36.536	+ 9.624	10:33:08.888	9 -	1:28.418	+ 1.506	10:42:18.107
4 -	1:33.021	+ 6.109	10:34:41.909	10 -	1:28.441	+ 1.529	10:43:46.548
5 -	1:31.574	+ 4.662	10:36:13.483	11 -	<b>1:26.912</b>		<b>10:45:13.460</b>
6 -	1:33.706	+ 6.794	10:37:47.189				
<b>52</b>	<b>Steve BURTON</b> N Anderson/Honda						
1 -	1:56.971	+ 33.868	10:29:39.948	8 -	1:28.506	+ 5.403	10:40:52.666
2 -	1:55.400	+ 32.297	10:31:35.348	9 -	1:26.145	+ 3.042	10:42:18.811
3 -	1:43.259	+ 20.156	10:33:18.607	10 -	1:26.167	+ 3.064	10:43:44.978
4 -	1:33.408	+ 10.305	10:34:52.015	11 -	1:27.371	+ 4.268	10:45:12.349
5 -	1:30.298	+ 7.195	10:36:22.313	12 -	<b>1:23.103</b>		<b>10:46:35.452</b>
6 -	1:29.933	+ 6.830	10:37:52.246	13 -	1:23.625	+ 0.522	10:47:59.077
7 -	1:31.914	+ 8.811	10:39:24.160				
<b>55</b>	<b>Bruce CRAWLEY</b> I Energy/TM						
1 -	1:49.836	+ 17.449	10:29:43.872	4 -	1:35.154	+ 2.767	10:34:42.237
2 -	1:45.878	+ 13.491	10:31:29.750	5 -	<b>1:32.387</b>		<b>10:36:14.624</b>
3 -	1:37.333	+ 4.946	10:33:07.083				
<b>68</b>	<b>Tom HATFIELD</b> N PVP/Honda						
1 -	2:00.788	+ 32.329	10:29:36.038	7 -	1:37.909	+ 9.450	10:40:11.222
2 -	1:59.010	+ 30.551	10:31:35.048	8 -	1:35.552	+ 7.093	10:41:46.774
3 -	1:52.600	+ 24.141	10:33:27.648	9 -	1:33.450	+ 4.991	10:43:20.224
4 -	1:43.632	+ 15.173	10:35:11.280	10 -	1:35.336	+ 6.877	10:44:55.560
5 -	1:43.479	+ 15.020	10:36:54.759	11 -	1:31.294	+ 2.835	10:46:26.854

Kart 25 - Transponder low battery, please rectify.

Weather / Track : Cloudy / Dry

Snetterton  
Circuit Length = 1.9520 miles  
Start: 10:27 End: 10:49

**MSA British Superkart Championship**  
**QUALIFYING - RACE 3 - LAP ANALYSIS**

<b>6</b> -	1:38.554	+ 10.095	10:38:33.313	<b>12</b> -	<b>1:28.459</b>		<b>10:47:55.313</b>
<b>82</b>	<b>Ashley MACK</b>		N		Anderson/Honda		
<b>1</b> -	1:57.187	+ 29.093	10:29:48.983	<b>5</b> -	1:29.332	+ 1.238	10:36:20.466
<b>2</b> -	1:42.040	+ 13.946	10:31:31.023	<b>6</b> -	1:28.573	+ 0.479	10:37:49.039
<b>3</b> -	1:43.126	+ 15.032	10:33:14.149	<b>7</b> -	<b>1:28.094</b>		<b>10:39:17.133</b>
<b>4</b> -	1:36.985	+ 8.891	10:34:51.134	<b>8</b> -	1:30.076	+ 1.982	10:40:47.209
<b>84</b>	<b>Danny BUTLER</b>		O		F1/TM		
<b>1</b> -	1:56.324	+ 37.530	10:29:54.052	<b>8</b> -	1:22.031	+ 3.237	10:40:16.000
<b>2</b> -	1:39.880	+ 21.086	10:31:33.932	<b>9</b> -	1:21.513	+ 2.719	10:41:37.513
<b>3</b> -	1:36.350	+ 17.556	10:33:10.282	<b>10</b> -	2:18.253 P	+ 59.459	10:43:55.766
<b>4</b> -	1:28.373	+ 9.579	10:34:38.655	<b>11</b> -	1:24.967	+ 6.173	10:45:20.733
<b>5</b> -	1:26.854	+ 8.060	10:36:05.509	<b>12</b> -	1:19.972	+ 1.178	10:46:40.705
<b>6</b> -	1:25.434	+ 6.640	10:37:30.943	<b>13</b> -	<b>1:18.794</b>		<b>10:47:59.499</b>
<b>7</b> -	1:23.026	+ 4.232	10:38:53.969				
<b>88</b>	<b>Chris JOHNSON</b>		N		F1/Honda		
<b>1</b> -	2:02.362	+ 33.012	10:29:39.762	<b>6</b> -	1:39.568	+ 10.218	10:42:37.496
<b>2</b> -	6:06.236	+ 4:36.886	10:35:45.998	<b>7</b> -	1:41.466	+ 12.116	10:44:18.962
<b>3</b> -	1:49.148	+ 19.798	10:37:35.146	<b>8</b> -	1:34.813	+ 5.463	10:45:53.775
<b>4</b> -	1:41.673	+ 12.323	10:39:16.819	<b>9</b> -	1:31.407	+ 2.057	10:47:25.182
<b>5</b> -	1:41.109	+ 11.759	10:40:57.928	<b>10</b> -	<b>1:29.350</b>		<b>10:48:54.532</b>
<b>89</b>	<b>Andy GRIMM</b>		N		Jade/Honda		
<b>1</b> -	2:11.599	+ 48.347	10:30:00.471	<b>8</b> -	1:30.453	+ 7.201	10:41:10.998
<b>2</b> -	1:48.990	+ 25.738	10:31:49.461	<b>9</b> -	1:28.883	+ 5.631	10:42:39.881
<b>3</b> -	1:39.443	+ 16.191	10:33:28.904	<b>10</b> -	1:29.022	+ 5.770	10:44:08.903
<b>4</b> -	1:35.172	+ 11.920	10:35:04.076	<b>11</b> -	1:25.974	+ 2.722	10:45:34.877
<b>5</b> -	1:34.323	+ 11.071	10:36:38.399	<b>12</b> -	1:23.878	+ 0.626	10:46:58.755
<b>6</b> -	1:31.546	+ 8.294	10:38:09.945	<b>13</b> -	<b>1:23.252</b>		<b>10:48:22.007</b>
<b>7</b> -	1:30.600	+ 7.348	10:39:40.545				
<b>99</b>	<b>Ben HUGHES</b>		O		F1/TM		
<b>1</b> -	1:46.429	+ 19.277	10:29:15.566	<b>6</b> -	1:29.660	+ 2.508	10:36:57.043
<b>2</b> -	1:34.915	+ 7.763	10:30:50.481	<b>7</b> -	1:27.753	+ 0.601	10:38:24.796
<b>3</b> -	1:34.119	+ 6.967	10:32:24.600	<b>8</b> -	1:27.722	+ 0.570	10:39:52.518
<b>4</b> -	1:32.527	+ 5.375	10:33:57.127	<b>9</b> -	<b>1:27.152</b>		<b>10:41:19.670</b>
<b>5</b> -	1:30.256	+ 3.104	10:35:27.383				
<b>144</b>	<b>Gary ROTHWELL</b>		N		F1/Honda		
<b>1</b> -	2:05.411	+ 28.178	10:30:01.552	<b>6</b> -	1:46.753	+ 9.520	10:39:36.888
<b>2</b> -	2:02.930	+ 25.697	10:32:04.482	<b>7</b> -	1:45.221	+ 7.988	10:41:22.109
<b>3</b> -	1:58.926	+ 21.693	10:34:03.408	<b>8</b> -	1:46.777	+ 9.544	10:43:08.886
<b>4</b> -	1:55.061	+ 17.828	10:35:58.469	<b>9</b> -	1:42.952	+ 5.719	10:44:51.838
<b>5</b> -	1:51.666	+ 14.433	10:37:50.135	<b>10</b> -	<b>1:37.233</b>		<b>10:46:29.071</b>

Kart 25 - Transponder low battery, please rectify.

Weather / Track : Cloudy / Dry

Snetterton  
 Circuit Length = 1.9520 miles  
 Start: 10:27 End: 10:49

# Easytrack Caterham Graduate Championship (Super Grad Class)

## QUALIFYING - RACE 2 - CLASSIFICATION

POS	NO	CL	NAME	ENTRY	TIME	ON	LAPS	GAP	DIFF	MPH
1	109		James SIBBET	Caterham 7	1:21.390	11	15			86.33
2	103		Mick WHITEHEAD	Caterham 7	1:22.092	13	14	0.702	0.702	85.60
3	107		Neil SHINNER	Caterham 7	1:22.124	12	14	0.734	0.032	85.56
4	105		Jamie WARING	Caterham 7	1:22.288	13	14	0.898	0.164	85.39
5	110		Dylan STANLEY	Caterham 7	1:22.430	8	14	1.040	0.142	85.24
6	148		Daniel MALKIN	Caterham 7	1:22.489	14	14	1.099	0.059	85.18
7	186		James SYKES	Caterham 7	1:22.598	10	12	1.208	0.109	85.07
8	132	S	Ian ANDERSON	Caterham 7	1:22.718	13	13	1.328	0.120	84.95
9	139		Mark GREGORY	Caterham 7	1:23.260	11	14	1.870	0.542	84.39
10	108		Gareth CORDEY	Caterham 7	1:23.273	13	14	1.883	0.013	84.38
11	118		Andy SKINNER	Caterham 7	1:23.448	14	14	2.058	0.175	84.20
12	112		Steve HUMPHREYS	Caterham 7	1:23.639	11	14	2.249	0.191	84.01
13	159		Andy MOLSOM	Caterham 7	1:23.713	13	14	2.323	0.074	83.94
14	128		Martin KAY	Caterham 7	1:23.793	14	14	2.403	0.080	83.86
15	170		James POTTER	Caterham 7	1:23.965	12	14	2.575	0.172	83.69
16	190		David PEARCE	Caterham 7	1:24.074	2	2	2.684	0.109	83.58
17	123		Sean MIGHALL	Caterham 7	1:24.182	13	14	2.792	0.108	83.47
18	120		Reece SOMERFIELD	Caterham 7	1:24.276	9	14	2.886	0.094	83.38
19	172		Toby BRIANT	Caterham 7	1:24.300	12	14	2.910	0.024	83.35
20	146		Nick PANCISI	Caterham 7	1:24.649	10	14	3.259	0.349	83.01
21	111		Yolande HUMPHREYS	Caterham 7	1:24.900	13	14	3.510	0.251	82.76
22	176		Andrew REDD	Caterham 7	1:25.092	14	14	3.702	0.192	82.58
23	125		Stephen HIRONS	Caterham 7	1:25.116	12	14	3.726	0.024	82.55
24	122		Martin GEE	Caterham 7	1:25.487	13	14	4.097	0.371	82.20
25	136	S	John GIL	Caterham 7	1:25.510	14	14	4.120	0.023	82.17
26	71		Martin COLLIER	Caterham 7	1:25.730	14	14	4.340	0.220	81.96
27	126		Chris WILLIAMS	Caterham 7	1:25.794	10	14	4.404	0.064	81.90
28	130	S	Andrew HAYTER	Caterham 7	1:25.864	8	13	4.474	0.070	81.84
29	133		Jonathan MILLER	Caterham 7	1:26.100	12	14	4.710	0.236	81.61
30	188		Chris ROME	Caterham 7	1:26.301	6	13	4.911	0.201	81.42
31	180		James BATCHELOR	Caterham 7	1:26.631	13	13	5.241	0.330	81.11
32	142	S	Ian DYBLE	Caterham 7	1:26.755	14	14	5.365	0.124	80.99
33	164		Paul ELLIOTT	Caterham 7	1:28.141	13	13	6.751	1.386	79.72
34	160		Peter HUGHES	Caterham 7	1:29.247	6	13	7.857	1.106	78.73
35	113		Martyn LEWIS	Caterham 7	1:31.003	4	13	9.613	1.756	77.21

CAR 186 - TRANSPONDER NOT WORKING - FIX OR YOU WILL BE IGNORED IN THE RACE

Weather / Track : Cloudy / Dry

These results are provisional until the conclusion of any judicial and technical matters.

Snetterton

Circuit Length = 1.9520 miles

Start: 10:57 End: 11:19

Clerk of Course :	Timekeeper :
-------------------	--------------

# Easytrack Caterham Graduate Championship (Super Grad Class)

## QUALIFYING - RACE 2 - LAP ANALYSIS

<b>71</b>	<b>Martin COLLIER</b>		Caterham 7				
1 -	1:36.819	+ 11.089	10:59:44.497	8 -	1:28.031	+ 2.301	11:10:16.694
2 -	1:35.170	+ 9.440	11:01:19.667	9 -	1:28.314	+ 2.584	11:11:45.008
3 -	1:31.405	+ 5.675	11:02:51.072	10 -	1:26.626	+ 0.896	11:13:11.634
4 -	1:29.524	+ 3.794	11:04:20.596	11 -	1:27.724	+ 1.994	11:14:39.358
5 -	1:29.009	+ 3.279	11:05:49.605	12 -	1:26.068	+ 0.338	11:16:05.426
6 -	1:28.267	+ 2.537	11:07:17.872	13 -	1:25.893	+ 0.163	11:17:31.319
7 -	1:30.791	+ 5.061	11:08:48.663	14 -	<b>1:25.730</b>		<b>11:18:57.049</b>
<b>103</b>	<b>Mick WHITEHEAD</b>		Caterham 7				
1 -	1:40.053	+ 17.961	11:00:16.037	8 -	1:23.698	+ 1.606	11:10:07.782
2 -	1:25.453	+ 3.361	11:01:41.490	9 -	1:25.556	+ 3.464	11:11:33.338
3 -	1:25.279	+ 3.187	11:03:06.769	10 -	1:24.539	+ 2.447	11:12:57.877
4 -	1:23.351	+ 1.259	11:04:30.120	11 -	1:23.487	+ 1.395	11:14:21.364
5 -	1:25.255	+ 3.163	11:05:55.375	12 -	1:23.055	+ 0.963	11:15:44.419
6 -	1:24.553	+ 2.461	11:07:19.928	13 -	<b>1:22.092</b>		<b>11:17:06.511</b>
7 -	1:24.156	+ 2.064	11:08:44.084	14 -	1:23.484	+ 1.392	11:18:29.995
<b>105</b>	<b>Jamie WARING</b>		Caterham 7				
1 -	1:35.112	+ 12.824	10:59:54.991	8 -	1:28.493	+ 6.205	11:09:53.386
2 -	1:28.037	+ 5.749	11:01:23.028	9 -	1:25.046	+ 2.758	11:11:18.432
3 -	1:25.896	+ 3.608	11:02:48.924	10 -	1:22.970	+ 0.682	11:12:41.402
4 -	1:25.423	+ 3.135	11:04:14.347	11 -	1:22.528	+ 0.240	11:14:03.930
5 -	1:23.980	+ 1.692	11:05:38.327	12 -	1:41.239	+ 18.951	11:15:45.169
6 -	1:23.763	+ 1.475	11:07:02.090	13 -	<b>1:22.288</b>		<b>11:17:07.457</b>
7 -	1:22.803	+ 0.515	11:08:24.893	14 -	1:23.134	+ 0.846	11:18:30.591
<b>107</b>	<b>Neil SHINNER</b>		Caterham 7				
1 -	2:00.028	+ 37.904	11:00:43.665	8 -	1:23.323	+ 1.199	11:10:37.886
2 -	1:25.214	+ 3.090	11:02:08.879	9 -	1:24.130	+ 2.006	11:12:02.016
3 -	1:25.514	+ 3.390	11:03:34.393	10 -	1:23.292	+ 1.168	11:13:25.308
4 -	1:27.317	+ 5.193	11:05:01.710	11 -	1:24.362	+ 2.238	11:14:49.670
5 -	1:24.451	+ 2.327	11:06:26.161	12 -	<b>1:22.124</b>		<b>11:16:11.794</b>
6 -	1:23.556	+ 1.432	11:07:49.717	13 -	1:24.528	+ 2.404	11:17:36.322
7 -	1:24.846	+ 2.722	11:09:14.563	14 -	1:22.790	+ 0.666	11:18:59.112
<b>108</b>	<b>Gareth CORDEY</b>		Caterham 7				
1 -	1:35.698	+ 12.425	10:59:54.591	8 -	1:25.832	+ 2.559	11:10:00.303
2 -	1:29.193	+ 5.920	11:01:23.784	9 -	1:25.344	+ 2.071	11:11:25.647
3 -	1:28.278	+ 5.005	11:02:52.062	10 -	1:25.693	+ 2.420	11:12:51.340
4 -	1:26.177	+ 2.904	11:04:18.239	11 -	1:25.185	+ 1.912	11:14:16.525
5 -	1:25.632	+ 2.359	11:05:43.871	12 -	1:25.289	+ 2.016	11:15:41.814
6 -	1:25.478	+ 2.205	11:07:09.349	13 -	<b>1:23.273</b>		<b>11:17:05.087</b>
7 -	1:25.122	+ 1.849	11:08:34.471	14 -	1:24.887	+ 1.614	11:18:29.974
<b>109</b>	<b>James SIBBET</b>		Caterham 7				
1 -	1:30.014	+ 8.624	10:59:37.049	9 -	1:24.788	+ 3.398	11:10:43.515
2 -	1:25.072	+ 3.682	11:01:02.121	10 -	1:21.599	+ 0.209	11:12:05.114
3 -	1:24.080	+ 2.690	11:02:26.201	11 -	<b>1:21.390</b>		<b>11:13:26.504</b>
4 -	1:22.937	+ 1.547	11:03:49.138	12 -	1:22.630	+ 1.240	11:14:49.134
5 -	1:22.777	+ 1.387	11:05:11.915	13 -	1:23.431	+ 2.041	11:16:12.565
6 -	1:22.537	+ 1.147	11:06:34.452	14 -	1:25.149	+ 3.759	11:17:37.714
7 -	1:22.308	+ 0.918	11:07:56.760	15 -	1:22.196	+ 0.806	11:18:59.910
8 -	1:21.967	+ 0.577	11:09:18.727				
<b>110</b>	<b>Dylan STANLEY</b>		Caterham 7				
1 -	2:01.117	+ 38.687	11:00:43.212	8 -	<b>1:22.430</b>		<b>11:10:37.352</b>
2 -	1:25.279	+ 2.849	11:02:08.491	9 -	1:25.037	+ 2.607	11:12:02.389
3 -	1:27.965	+ 5.535	11:03:36.456	10 -	1:22.682	+ 0.252	11:13:25.071
4 -	1:25.776	+ 3.346	11:05:02.232	11 -	1:23.650	+ 1.220	11:14:48.721
5 -	1:23.748	+ 1.318	11:06:25.980	12 -	1:22.825	+ 0.395	11:16:11.546
6 -	1:24.142	+ 1.712	11:07:50.122	13 -	1:25.497	+ 3.067	11:17:37.043

CAR 186 - TRANSPONDER NOT WORKING - FIX OR YOU WILL BE IGNORED IN THE RACE

Weather / Track : Cloudy / Dry

Snetterton

Circuit Length = 1.9520 miles

Start: 10:57 End: 11:19

# Easytrack Caterham Graduate Championship (Super Grad Class)

## QUALIFYING - RACE 2 - LAP ANALYSIS

7 -	1:24.800	+ 2.370	11:09:14.922	14 -	1:23.402	+ 0.972	11:19:00.445
<b>111</b>	<b>Yolande HUMPHREYS</b>			Caterham 7			
1 -	1:36.666	+ 11.766	10:59:35.159	8 -	1:27.687	+ 2.787	11:10:01.973
2 -	1:31.966	+ 7.066	11:01:07.125	9 -	1:26.878	+ 1.978	11:11:28.851
3 -	1:28.213	+ 3.313	11:02:35.338	10 -	1:28.994	+ 4.094	11:12:57.845
4 -	1:32.311	+ 7.411	11:04:07.649	11 -	1:27.996	+ 3.096	11:14:25.841
5 -	1:30.371	+ 5.471	11:05:38.020	12 -	1:26.519	+ 1.619	11:15:52.360
6 -	1:28.315	+ 3.415	11:07:06.335	13 -	<b>1:24.900</b>		<b>11:17:17.260</b>
7 -	1:27.951	+ 3.051	11:08:34.286	14 -	1:25.192	+ 0.292	11:18:42.452
<b>112</b>	<b>Steve HUMPHREYS</b>			Caterham 7			
1 -	1:37.379	+ 13.740	10:59:36.674	8 -	1:24.986	+ 1.347	11:09:42.673
2 -	1:28.236	+ 4.597	11:01:04.910	9 -	1:24.098	+ 0.459	11:11:06.771
3 -	1:27.993	+ 4.354	11:02:32.903	10 -	1:24.315	+ 0.676	11:12:31.086
4 -	1:26.769	+ 3.130	11:03:59.672	11 -	<b>1:23.639</b>		<b>11:13:54.725</b>
5 -	1:25.765	+ 2.126	11:05:25.437	12 -	1:25.213	+ 1.574	11:15:19.938
6 -	1:26.888	+ 3.249	11:06:52.325	13 -	1:24.188	+ 0.549	11:16:44.126
7 -	1:25.362	+ 1.723	11:08:17.687	14 -	1:26.499	+ 2.860	11:18:10.625
<b>113</b>	<b>Martyn LEWIS</b>			Caterham 7			
1 -	1:40.826	+ 9.823	11:00:04.098	8 -	1:31.791	+ 0.788	11:10:48.749
2 -	1:31.946	+ 0.943	11:01:36.044	9 -	1:31.248	+ 0.245	11:12:19.997
3 -	1:32.456	+ 1.453	11:03:08.500	10 -	1:31.468	+ 0.465	11:13:51.465
4 -	<b>1:31.003</b>		<b>11:04:39.503</b>	11 -	1:33.094	+ 2.091	11:15:24.559
5 -	1:32.702	+ 1.699	11:06:12.205	12 -	1:31.858	+ 0.855	11:16:56.417
6 -	1:31.295	+ 0.292	11:07:43.500	13 -	1:31.853	+ 0.850	11:18:28.270
7 -	1:33.458	+ 2.455	11:09:16.958				
<b>118</b>	<b>Andy SKINNER</b>			Caterham 7			
1 -	1:35.189	+ 11.741	11:00:01.907	8 -	1:26.175	+ 2.727	11:10:05.513
2 -	1:27.498	+ 4.050	11:01:29.405	9 -	1:24.259	+ 0.811	11:11:29.772
3 -	1:27.936	+ 4.488	11:02:57.341	10 -	1:23.628	+ 0.180	11:12:53.400
4 -	1:28.155	+ 4.707	11:04:25.496	11 -	1:23.723	+ 0.275	11:14:17.123
5 -	1:25.339	+ 1.891	11:05:50.835	12 -	1:24.474	+ 1.026	11:15:41.597
6 -	1:24.499	+ 1.051	11:07:15.334	13 -	1:25.489	+ 2.041	11:17:07.086
7 -	1:24.004	+ 0.556	11:08:39.338	14 -	<b>1:23.448</b>		<b>11:18:30.534</b>
<b>120</b>	<b>Reece SOMERFIELD</b>			Caterham 7			
1 -	1:32.673	+ 8.397	10:59:39.103	8 -	1:25.561	+ 1.285	11:09:40.018
2 -	1:27.812	+ 3.536	11:01:06.915	9 -	<b>1:24.276</b>		<b>11:11:04.294</b>
3 -	1:26.185	+ 1.909	11:02:33.100	10 -	1:24.953	+ 0.677	11:12:29.247
4 -	1:25.600	+ 1.324	11:03:58.700	11 -	1:24.434	+ 0.158	11:13:53.681
5 -	1:25.241	+ 0.965	11:05:23.941	12 -	1:24.557	+ 0.281	11:15:18.238
6 -	1:25.723	+ 1.447	11:06:49.664	13 -	1:24.394	+ 0.118	11:16:42.632
7 -	1:24.793	+ 0.517	11:08:14.457	14 -	1:30.933	+ 6.657	11:18:13.565
<b>122</b>	<b>Martin GEE</b>			Caterham 7			
1 -	1:34.007	+ 8.520	10:59:42.506	8 -	1:27.084	+ 1.597	11:09:51.579
2 -	1:27.104	+ 1.617	11:01:09.610	9 -	1:26.813	+ 1.326	11:11:18.392
3 -	1:27.037	+ 1.550	11:02:36.647	10 -	1:27.010	+ 1.523	11:12:45.402
4 -	1:26.921	+ 1.434	11:04:03.568	11 -	1:26.338	+ 0.851	11:14:11.740
5 -	1:27.047	+ 1.560	11:05:30.615	12 -	1:25.773	+ 0.286	11:15:37.513
6 -	1:26.457	+ 0.970	11:06:57.072	13 -	<b>1:25.487</b>		<b>11:17:03.000</b>
7 -	1:27.423	+ 1.936	11:08:24.495	14 -	1:25.830	+ 0.343	11:18:28.830
<b>123</b>	<b>Sean MIGHALL</b>			Caterham 7			
1 -	1:36.899	+ 12.717	10:59:37.159	8 -	1:25.543	+ 1.361	11:09:40.814
2 -	1:28.268	+ 4.086	11:01:05.427	9 -	1:24.306	+ 0.124	11:11:05.120
3 -	1:26.229	+ 2.047	11:02:31.656	10 -	1:25.023	+ 0.841	11:12:30.143
4 -	1:26.339	+ 2.157	11:03:57.995	11 -	1:24.277	+ 0.095	11:13:54.420
5 -	1:26.804	+ 2.622	11:05:24.799	12 -	1:27.296	+ 3.114	11:15:21.716
6 -	1:25.689	+ 1.507	11:06:50.488	13 -	<b>1:24.182</b>		<b>11:16:45.898</b>

CAR 186 - TRANSPONDER NOT WORKING - FIX OR YOU WILL BE IGNORED IN THE RACE

Weather / Track : Cloudy / Dry

Snetterton

Circuit Length = 1.9520 miles

Start: 10:57 End: 11:19

# Easytrack Caterham Graduate Championship (Super Grad Class)

## QUALIFYING - RACE 2 - LAP ANALYSIS

7 -	1:24.783	+ 0.601	11:08:15.271	14 -	1:25.211	+ 1.029	11:18:11.109
<b>125</b>	<b>Stephen HIRONS</b>			Caterham 7			
1 -	1:37.548	+ 12.432	10:59:48.515	8 -	1:27.614	+ 2.498	11:10:19.143
2 -	1:34.678	+ 9.562	11:01:23.193	9 -	1:25.383	+ 0.267	11:11:44.526
3 -	1:31.483	+ 6.367	11:02:54.676	10 -	1:25.566	+ 0.450	11:13:10.092
4 -	1:30.835	+ 5.719	11:04:25.511	11 -	1:35.389	+ 10.273	11:14:45.481
5 -	1:29.700	+ 4.584	11:05:55.211	12 -	<b>1:25.116</b>		<b>11:16:10.597</b>
6 -	1:29.673	+ 4.557	11:07:24.884	13 -	1:43.509	+ 18.393	11:17:54.106
7 -	1:26.645	+ 1.529	11:08:51.529	14 -	1:25.369	+ 0.253	11:19:19.475
<b>126</b>	<b>Chris WILLIAMS</b>			Caterham 7			
1 -	1:35.604	+ 9.810	10:59:45.029	8 -	1:31.483	+ 5.689	11:09:59.435
2 -	1:28.484	+ 2.690	11:01:13.513	9 -	1:26.112	+ 0.318	11:11:25.547
3 -	1:28.214	+ 2.420	11:02:41.727	10 -	<b>1:25.794</b>		<b>11:12:51.341</b>
4 -	1:26.729	+ 0.935	11:04:08.456	11 -	1:42.951	+ 17.157	11:14:34.292
5 -	1:27.086	+ 1.292	11:05:35.542	12 -	1:26.342	+ 0.548	11:16:00.634
6 -	1:26.491	+ 0.697	11:07:02.033	13 -	1:39.098	+ 13.304	11:17:39.732
7 -	1:25.919	+ 0.125	11:08:27.952	14 -	1:26.658	+ 0.864	11:19:06.390
<b>128</b>	<b>Martin KAY</b>			Caterham 7			
1 -	1:40.164	+ 16.371	10:59:44.267	8 -	1:31.303	+ 7.510	11:09:59.992
2 -	1:29.130	+ 5.337	11:01:13.397	9 -	1:30.440	+ 6.647	11:11:30.432
3 -	1:28.660	+ 4.867	11:02:42.057	10 -	1:27.159	+ 3.366	11:12:57.591
4 -	1:28.304	+ 4.511	11:04:10.361	11 -	1:26.259	+ 2.466	11:14:23.850
5 -	1:27.489	+ 3.696	11:05:37.850	12 -	1:25.033	+ 1.240	11:15:48.883
6 -	1:25.782	+ 1.989	11:07:03.632	13 -	1:27.544	+ 3.751	11:17:16.427
7 -	1:25.057	+ 1.264	11:08:28.689	14 -	<b>1:23.793</b>		<b>11:18:40.220</b>
<b>130</b>	<b>Andrew HAYTER</b>			S Caterham 7			
1 -	1:31.010	+ 5.146	11:01:32.968	8 -	<b>1:25.864</b>		<b>11:11:45.301</b>
2 -	1:29.296	+ 3.432	11:03:02.264	9 -	1:27.434	+ 1.570	11:13:12.735
3 -	1:27.997	+ 2.133	11:04:30.261	10 -	1:27.469	+ 1.605	11:14:40.204
4 -	1:27.485	+ 1.621	11:05:57.746	11 -	1:26.015	+ 0.151	11:16:06.219
5 -	1:27.673	+ 1.809	11:07:25.419	12 -	1:27.477	+ 1.613	11:17:33.696
6 -	1:26.962	+ 1.098	11:08:52.381	13 -	1:25.895	+ 0.031	11:18:59.591
7 -	1:27.056	+ 1.192	11:10:19.437				
<b>132</b>	<b>Ian ANDERSON</b>			S Caterham 7			
1 -	1:26.316	+ 3.598	11:01:33.008	8 -	1:24.705	+ 1.987	11:11:28.537
2 -	1:25.298	+ 2.580	11:02:58.306	9 -	1:24.016	+ 1.298	11:12:52.553
3 -	1:25.877	+ 3.159	11:04:24.183	10 -	1:28.825	+ 6.107	11:14:21.378
4 -	1:25.475	+ 2.757	11:05:49.658	11 -	1:27.122	+ 4.404	11:15:48.500
5 -	1:25.279	+ 2.561	11:07:14.937	12 -	1:27.293	+ 4.575	11:17:15.793
6 -	1:24.888	+ 2.170	11:08:39.825	13 -	<b>1:22.718</b>		<b>11:18:38.511</b>
7 -	1:24.007	+ 1.289	11:10:03.832				
<b>133</b>	<b>Jonathan MILLER</b>			Caterham 7			
1 -	1:38.933	+ 12.833	10:59:57.155	8 -	1:28.850	+ 2.750	11:10:20.267
2 -	1:29.506	+ 3.406	11:01:26.661	9 -	1:30.276	+ 4.176	11:11:50.543
3 -	1:28.617	+ 2.517	11:02:55.278	10 -	1:26.920	+ 0.820	11:13:17.463
4 -	1:28.888	+ 2.788	11:04:24.166	11 -	1:26.362	+ 0.262	11:14:43.825
5 -	1:29.816	+ 3.716	11:05:53.982	12 -	<b>1:26.100</b>		<b>11:16:09.925</b>
6 -	1:29.838	+ 3.738	11:07:23.820	13 -	1:26.133	+ 0.033	11:17:36.058
7 -	1:27.597	+ 1.497	11:08:51.417	14 -	1:28.022	+ 1.922	11:19:04.080
<b>136</b>	<b>John GIL</b>			S Caterham 7			
1 -	1:37.917	+ 12.407	10:59:52.159	8 -	1:28.156	+ 2.646	11:10:21.014
2 -	1:33.489	+ 7.979	11:01:25.648	9 -	1:27.017	+ 1.507	11:11:48.031
3 -	1:31.013	+ 5.503	11:02:56.661	10 -	1:26.453	+ 0.943	11:13:14.484
4 -	1:29.787	+ 4.277	11:04:26.448	11 -	1:26.036	+ 0.526	11:14:40.520
5 -	1:28.378	+ 2.868	11:05:54.826	12 -	1:26.208	+ 0.698	11:16:06.728
6 -	1:29.485	+ 3.975	11:07:24.311	13 -	1:26.194	+ 0.684	11:17:32.922

CAR 186 - TRANSPONDER NOT WORKING - FIX OR YOU WILL BE IGNORED IN THE RACE

Weather / Track : Cloudy / Dry

Snetterton  
Circuit Length = 1.9520 miles  
Start: 10:57 End: 11:19

# Easytrack Caterham Graduate Championship (Super Grad Class)

## QUALIFYING - RACE 2 - LAP ANALYSIS

7 -	1:28.547	+ 3.037	11:08:52.858	14 -	1:25.510		11:18:58.432
<b>139</b>	Mark GREGORY			Caterham 7			
1 -	1:36.758	+ 13.498	10:59:34.591	8 -	1:24.915	+ 1.655	11:09:41.290
2 -	1:30.001	+ 6.741	11:01:04.592	9 -	1:24.147	+ 0.887	11:11:05.437
3 -	1:26.869	+ 3.609	11:02:31.461	10 -	1:23.989	+ 0.729	11:12:29.426
4 -	1:25.566	+ 2.306	11:03:57.027	11 -	<b>1:23.260</b>		<b>11:13:52.686</b>
5 -	1:26.150	+ 2.890	11:05:23.177	12 -	2:23.350 P	+ 1:00.090	11:16:16.036
6 -	1:28.312	+ 5.052	11:06:51.489	13 -	1:30.059	+ 6.799	11:17:46.095
7 -	1:24.886	+ 1.626	11:08:16.375	14 -	1:25.039	+ 1.779	11:19:11.134
<b>142</b>	Ian DYBLE			S Caterham 7			
1 -	1:37.344	+ 10.589	10:59:59.580	8 -	1:27.281	+ 0.526	11:10:28.484
2 -	1:29.747	+ 2.992	11:01:29.327	9 -	1:26.836	+ 0.081	11:11:55.320
3 -	1:29.960	+ 3.205	11:02:59.287	10 -	1:26.968	+ 0.213	11:13:22.288
4 -	1:28.126	+ 1.371	11:04:27.413	11 -	1:34.912	+ 8.157	11:14:57.200
5 -	1:28.422	+ 1.667	11:05:55.835	12 -	1:27.101	+ 0.346	11:16:24.301
6 -	1:35.651	+ 8.896	11:07:31.486	13 -	1:33.600	+ 6.845	11:17:57.901
7 -	1:29.717	+ 2.962	11:09:01.203	14 -	<b>1:26.755</b>		<b>11:19:24.656</b>
<b>146</b>	Nick PANCISI			Caterham 7			
1 -	1:38.278	+ 13.629	11:00:16.851	8 -	1:25.933	+ 1.284	11:10:26.254
2 -	1:28.048	+ 3.399	11:01:44.899	9 -	1:25.075	+ 0.426	11:11:51.329
3 -	1:27.888	+ 3.239	11:03:12.787	10 -	<b>1:24.649</b>		<b>11:13:15.978</b>
4 -	1:26.919	+ 2.270	11:04:39.706	11 -	1:24.660	+ 0.011	11:14:40.638
5 -	1:27.843	+ 3.194	11:06:07.549	12 -	1:25.464	+ 0.815	11:16:06.102
6 -	1:26.617	+ 1.968	11:07:34.166	13 -	1:25.191	+ 0.542	11:17:31.293
7 -	1:26.155	+ 1.506	11:09:00.321	14 -	1:25.200	+ 0.551	11:18:56.493
<b>148</b>	Daniel MALKIN			Caterham 7			
1 -	1:36.335	+ 13.846	11:00:15.493	8 -	1:23.418	+ 0.929	11:10:06.627
2 -	1:25.829	+ 3.340	11:01:41.322	9 -	1:26.548	+ 4.059	11:11:33.175
3 -	1:26.168	+ 3.679	11:03:07.490	10 -	1:25.101	+ 2.612	11:12:58.276
4 -	1:23.853	+ 1.364	11:04:31.343	11 -	1:30.459	+ 7.970	11:14:28.735
5 -	1:24.524	+ 2.035	11:05:55.867	12 -	1:22.593	+ 0.104	11:15:51.328
6 -	1:24.135	+ 1.646	11:07:20.002	13 -	1:23.103	+ 0.614	11:17:14.431
7 -	1:23.207	+ 0.718	11:08:43.209	14 -	<b>1:22.489</b>		<b>11:18:36.920</b>
<b>159</b>	Andy MOLSON			Caterham 7			
1 -	1:37.537	+ 13.824	10:59:54.753	8 -	1:25.998	+ 2.285	11:10:01.198
2 -	1:29.361	+ 5.648	11:01:24.114	9 -	1:25.015	+ 1.302	11:11:26.213
3 -	1:27.551	+ 3.838	11:02:51.665	10 -	1:25.397	+ 1.684	11:12:51.610
4 -	1:27.629	+ 3.916	11:04:19.294	11 -	1:24.643	+ 0.930	11:14:16.253
5 -	1:25.365	+ 1.652	11:05:44.659	12 -	1:24.793	+ 1.080	11:15:41.046
6 -	1:25.484	+ 1.771	11:07:10.143	13 -	<b>1:23.713</b>		<b>11:17:04.759</b>
7 -	1:25.057	+ 1.344	11:08:35.200	14 -	1:24.818	+ 1.105	11:18:29.577
<b>160</b>	Peter HUGHES			Caterham 7			
1 -	1:37.961	+ 8.714	10:59:59.253	8 -	1:30.227	+ 0.980	11:10:35.972
2 -	1:33.142	+ 3.895	11:01:32.395	9 -	1:30.318	+ 1.071	11:12:06.290
3 -	1:31.824	+ 2.577	11:03:04.219	10 -	1:36.962	+ 7.715	11:13:43.252
4 -	1:31.207	+ 1.960	11:04:35.426	11 -	1:30.400	+ 1.153	11:15:13.652
5 -	1:31.113	+ 1.866	11:06:06.539	12 -	1:30.531	+ 1.284	11:16:44.183
6 -	<b>1:29.247</b>		<b>11:07:35.786</b>	13 -	1:30.181	+ 0.934	11:18:14.364
7 -	1:29.959	+ 0.712	11:09:05.745				
<b>164</b>	Paul ELLIOTT			Caterham 7			
1 -	1:39.486	+ 11.345	10:59:54.703	8 -	1:32.025	+ 3.884	11:10:43.518
2 -	1:34.646	+ 6.505	11:01:29.349	9 -	1:31.634	+ 3.493	11:12:15.152
3 -	1:33.763	+ 5.622	11:03:03.112	10 -	1:29.923	+ 1.782	11:13:45.075
4 -	1:31.377	+ 3.236	11:04:34.489	11 -	1:28.933	+ 0.792	11:15:14.008
5 -	1:32.214	+ 4.073	11:06:06.703	12 -	1:33.069	+ 4.928	11:16:47.077
6 -	1:33.246	+ 5.105	11:07:39.949	13 -	<b>1:28.141</b>		<b>11:18:15.218</b>

CAR 186 - TRANSPONDER NOT WORKING - FIX OR YOU WILL BE IGNORED IN THE RACE

Weather / Track : Cloudy / Dry

Snetterton

Circuit Length = 1.9520 miles

Start: 10:57 End: 11:19

# Easytrack Caterham Graduate Championship (Super Grad Class)

## QUALIFYING - RACE 2 - LAP ANALYSIS

7 -	1:31.544	+ 3.403	11:09:11.493				
<b>170</b>	<b>James POTTER</b>		Caterham 7				
1 -	1:37.340	+ 13.375	10:59:49.919	8 -	1:26.321	+ 2.356	11:10:08.728
2 -	1:31.985	+ 8.020	11:01:21.904	9 -	1:25.964	+ 1.999	11:11:34.692
3 -	1:32.241	+ 8.276	11:02:54.145	10 -	1:24.073	+ 0.108	11:12:58.765
4 -	1:27.232	+ 3.267	11:04:21.377	11 -	1:26.189	+ 2.224	11:14:24.954
5 -	1:27.292	+ 3.327	11:05:48.669	12 -	<b>1:23.965</b>		<b>11:15:48.919</b>
6 -	1:26.535	+ 2.570	11:07:15.204	13 -	1:24.819	+ 0.854	11:17:13.738
7 -	1:27.203	+ 3.238	11:08:42.407	14 -	1:24.060	+ 0.095	11:18:37.798
<b>172</b>	<b>Toby BRIANT</b>		Caterham 7				
1 -	1:34.825	+ 10.525	10:59:35.974	8 -	1:24.654	+ 0.354	11:09:39.199
2 -	1:27.941	+ 3.641	11:01:03.915	9 -	1:24.820	+ 0.520	11:11:04.019
3 -	1:27.178	+ 2.878	11:02:31.093	10 -	1:24.636	+ 0.336	11:12:28.655
4 -	1:26.285	+ 1.985	11:03:57.378	11 -	1:24.585	+ 0.285	11:13:53.240
5 -	1:26.133	+ 1.833	11:05:23.511	12 -	<b>1:24.300</b>		<b>11:15:17.540</b>
6 -	1:25.716	+ 1.416	11:06:49.227	13 -	1:25.031	+ 0.731	11:16:42.571
7 -	1:25.318	+ 1.018	11:08:14.545	14 -	1:35.057	+ 10.757	11:18:17.628
<b>176</b>	<b>Andrew REDD</b>		Caterham 7				
1 -	1:47.695	+ 22.603	11:00:25.061	8 -	1:26.791	+ 1.699	11:10:43.495
2 -	1:30.796	+ 5.704	11:01:55.857	9 -	1:25.630	+ 0.538	11:12:09.125
3 -	1:29.090	+ 3.998	11:03:24.947	10 -	1:25.853	+ 0.761	11:13:34.978
4 -	1:28.585	+ 3.493	11:04:53.532	11 -	1:26.198	+ 1.106	11:15:01.176
5 -	1:28.285	+ 3.193	11:06:21.817	12 -	1:25.198	+ 0.106	11:16:26.374
6 -	1:27.284	+ 2.192	11:07:49.101	13 -	1:25.644	+ 0.552	11:17:52.018
7 -	1:27.603	+ 2.511	11:09:16.704	14 -	<b>1:25.092</b>		<b>11:19:17.110</b>
<b>180</b>	<b>James BATCHELOR</b>		Caterham 7				
1 -	1:41.404	+ 14.773	11:00:14.448	8 -	1:31.280	+ 4.649	11:10:38.165
2 -	1:28.545	+ 1.914	11:01:42.993	9 -	2:28.762 P	+ 1:02.131	11:13:06.927
3 -	1:28.408	+ 1.777	11:03:11.401	10 -	1:31.462	+ 4.831	11:14:38.389
4 -	1:28.385	+ 1.754	11:04:39.786	11 -	1:26.979	+ 0.348	11:16:05.368
5 -	1:28.749	+ 2.118	11:06:08.535	12 -	1:28.262	+ 1.631	11:17:33.630
6 -	1:27.789	+ 1.158	11:07:36.324	13 -	<b>1:26.631</b>		<b>11:19:00.261</b>
7 -	1:30.561	+ 3.930	11:09:06.885				
<b>186</b>	<b>James SYKES</b>		Caterham 7				
1 -	1:27.115	+ 4.517	11:01:40.179	7 -	1:23.227	+ 0.629	11:10:09.468
2 -	1:25.772	+ 3.174	11:03:05.951	8 -	1:24.352	+ 1.754	11:11:33.820
3 -	1:24.693	+ 2.095	11:04:30.644	9 -	2:48.488	+ 1:25.890	11:14:22.308
4 -	1:25.743	+ 3.145	11:05:56.387	10 -	<b>1:22.598</b>		<b>11:15:44.906</b>
5 -	1:25.795	+ 3.197	11:07:22.182	11 -	1:23.529	+ 0.931	11:17:08.435
6 -	1:24.059	+ 1.461	11:08:46.241	12 -	1:23.036	+ 0.438	11:18:31.471
<b>188</b>	<b>Chris ROME</b>		Caterham 7				
1 -	1:35.759	+ 9.458	10:59:41.223	8 -	1:31.008	+ 4.707	11:10:03.774
2 -	1:28.953	+ 2.652	11:01:10.176	9 -	1:27.825	+ 1.524	11:11:31.599
3 -	1:27.377	+ 1.076	11:02:37.553	10 -	1:30.254	+ 3.953	11:13:01.853
4 -	1:27.218	+ 0.917	11:04:04.771	11 -	1:28.018	+ 1.717	11:14:29.871
5 -	1:26.413	+ 0.112	11:05:31.184	12 -	1:27.887	+ 1.586	11:15:57.758
6 -	<b>1:26.301</b>		<b>11:06:57.485</b>	13 -	1:30.287	+ 3.986	11:17:28.045
7 -	1:35.281	+ 8.980	11:08:32.766				
<b>190</b>	<b>David PEARCE</b>		Caterham 7				
1 -	1:29.892	+ 5.818	11:17:58.419	2 -	<b>1:24.074</b>		<b>11:19:22.493</b>

CAR 186 - TRANSPONDER NOT WORKING - FIX OR YOU WILL BE IGNORED IN THE RACE

Weather / Track : Cloudy / Dry

Snetterton

Circuit Length = 1.9520 miles

Start: 10:57 End: 11:19

# Easytrack Caterham Graduate Championship (Super Grad Class)

## RACE 2 - GRID

ROW 18		1:31.003 113 Martyn LEWIS	
ROW 17	1:28.141 164 Paul ELLIOTT		1:29.247 160 Peter HUGHES
ROW 16		1:26.631 180 James BATCHELOR	1:26.755 142 Ian DYBLE
ROW 15	1:26.100 133 Jonathan MILLER		1:26.301 188 Chris ROME
ROW 14		1:25.794 126 Chris WILLIAMS	1:25.864 130 Andrew HAYTER
ROW 13	1:25.510 136 John GIL		1:25.730 71 Martin COLLIER
ROW 12		1:25.116 125 Stephen HIRONS	1:25.487 122 Martin GEE
ROW 11	1:24.900 111 Yolande HUMPHREYS		1:25.092 176 Andrew REDD
ROW 10		1:24.300 172 Toby BRIANT	1:24.649 146 Nick PANCISI
ROW 9	1:24.182 123 Sean MIGHALL		1:24.276 120 Reece SOMERFIELD
ROW 8		1:23.965 170 James POTTER	1:24.074 190 David PEARCE
ROW 7	1:23.713 159 Andy MOLSON		1:23.793 128 Martin KAY
ROW 6		1:23.448 118 Andy SKINNER	1:23.639 112 Steve HUMPHREYS
ROW 5	1:23.260 139 Mark GREGORY		1:23.273 108 Gareth CORDEY
ROW 4		1:22.598 186 James SYKES	1:22.718 132 Ian ANDERSON
ROW 3	1:22.430 110 Dylan STANLEY		1:22.489 148 Daniel MALKIN
ROW 2		1:22.124 107 Neil SHINNER	1:22.288 105 Jamie WARING
ROW 1	1:21.390 109 James SIBBET		1:22.092 103 Mick WHITEHEAD

**Pole**

Snetterton  
Circuit Length = 1.9520 miles

**These results are provisional until the conclusion of any judicial and technical matters.**

Clerk of Course :		Timekeeper :
-------------------	--	--------------

# Easytrack Caterham Graduate Championship (Super Grad Class)

## RACE 8 - GRID

ROW 18	119	Anthony JAFFE	
ROW 17	113	Martyn LEWIS	190 David PEARCE
ROW 16	164	1:28.933 Paul ELLIOTT	160 1:29.959 Peter HUGHES
ROW 15	142	1:26.836 Ian DYBLE	180 1:26.979 James BATCHELOR
ROW 14	133	1:26.133 Jonathan MILLER	188 1:26.413 Chris ROME
ROW 13	130	1:25.895 Andrew HAYTER	136 1:26.036 John GIL
ROW 12	122	1:25.773 Martin GEE	71 1:25.893 Martin COLLIER
ROW 11	176	1:25.198 Andrew REDD	125 1:25.369 Stephen HIRONS
ROW 10	128	1:25.033 Martin KAY	111 1:25.192 Yolande HUMPHREYS
ROW 9	146	1:24.660 Nick PANCISI	108 1:24.887 Gareth CORDEY
ROW 8	172	1:24.585 Toby BRIANT	159 1:24.643 Andy MOLSON
ROW 7	123	1:24.277 Sean MIGHALL	120 1:24.394 Reece SOMERFIELD
ROW 6	170	1:24.060 James POTTER	112 1:24.098 Steve HUMPHREYS
ROW 5	139	1:23.989 Mark GREGORY	132 1:24.007 Ian ANDERSON
ROW 4	103	1:23.055 Mick WHITEHEAD	118 1:23.628 Andy SKINNER
ROW 3	107	1:22.790 Neil SHINNER	186 1:23.036 James SYKES
ROW 2	148	1:22.593 Daniel MALKIN	110 1:22.682 Dylan STANLEY
ROW 1	109	1:21.599 James SIBBET	105 1:22.528 Jamie WARING

**Pole**

Snetterton  
Circuit Length = 1.9520 miles

**These results are provisional until the conclusion of any judicial and technical matters.**

Clerk of Course :		Timekeeper :
-------------------	--	--------------

# Easytrack Caterham Graduate Championship (Classic Grad Class)

## QUALIFYING - RACE 4 - CLASSIFICATION

POS	NO	CL	NAME	ENTRY	TIME	ON	LAPS	GAP	DIFF	MPH
1	77		Jennifer GRACE	Caterham 7	1:27.033	14	14			80.74
2	97		Justin COX	Caterham 7	1:27.498	14	14	0.465	0.465	80.31
3	76		John PARKER	Caterham 7	1:28.402	6	14	1.369	0.904	79.49
4	72		Graeme SMITH	Caterham 7	1:28.463	7	14	1.430	0.061	79.43
5	96		Simon BONSER	Caterham 7	1:28.579	14	14	1.546	0.116	79.33
6	98		James RUSSELL	Caterham 7	1:29.237	12	13	2.204	0.658	78.74
7	80		Trevor HARBER	Caterham 7	1:29.253	13	14	2.220	0.016	78.73
8	90		Graham SMITH	Caterham 7	1:29.306	13	13	2.273	0.053	78.68
9	74		Charles FITZHUGH	Caterham 7	1:29.350	8	11	2.317	0.044	78.64
10	78		Andrew SAGAR	Caterham 7	1:29.690	14	14	2.657	0.340	78.34
11	87		Rowan WILLIAMS	Caterham 7	1:30.006	8	8	2.973	0.316	78.07
12	89		Paul HAWKER	Caterham 7	1:30.235	13	13	3.202	0.229	77.87
13	84		Stu THOMPSON	Caterham 7	1:30.262	12	13	3.229	0.027	77.85
14	83		Colin ROTHWELL	Caterham 7	1:30.548	8	13	3.515	0.286	77.60
15	86		Darren GRAINGER	Caterham 7	1:30.738	12	13	3.705	0.190	77.44
16	81		Pete CANNARD	Caterham 7	1:31.610	13	13	4.577	0.872	76.70
17	85		Terry PALMER	Caterham 7	1:32.353	7	8	5.320	0.743	76.08
18	91		Nigel LIDDELL	Caterham 7	1:32.962	5	13	5.929	0.609	75.59
19	88		Sheila MARSHALL	Caterham 7	1:33.602	8	13	6.569	0.640	75.07

Weather / Track : Cloudy / Dry

These results are provisional until the conclusion of any judicial and technical matters.

Snetterton

Circuit Length = 1.9520 miles

Start: 11:24 End: 11:53

Clerk of Course :

Timekeeper :

# Easytrack Caterham Graduate Championship (Classic Grad Class)

## QUALIFYING - RACE 4 - LAP ANALYSIS

<b>72</b>	<b>Graeme SMITH</b>		Caterham 7				
1 -	1:36.322	+ 7.859	11:26:40.270	8 -	1:28.569	+ 0.106	11:37:15.827
2 -	1:30.684	+ 2.221	11:28:10.954	9 -	1:29.669	+ 1.206	11:38:45.496
3 -	1:30.093	+ 1.630	11:29:41.047	10 -	1:31.957	+ 3.494	11:40:17.453
4 -	1:40.155	+ 11.692	11:31:21.202	11 -	7:47.376 P	+ 6:18.913	11:48:04.829
5 -	1:28.920	+ 0.457	11:32:50.122	12 -	1:31.131	+ 2.668	11:49:35.960
6 -	1:28.673	+ 0.210	11:34:18.795	13 -	1:28.747	+ 0.284	11:51:04.707
7 -	<b>1:28.463</b>		<b>11:35:47.258</b>	14 -	1:28.957	+ 0.494	11:52:33.664
<b>74</b>	<b>Charles FITZHUGH</b>		Caterham 7				
1 -	1:41.866	+ 12.516	11:27:27.752	7 -	1:29.546	+ 0.196	11:36:28.802
2 -	1:30.659	+ 1.309	11:28:58.411	8 -	<b>1:29.350</b>		<b>11:37:58.152</b>
3 -	1:30.286	+ 0.936	11:30:28.697	9 -	1:29.414	+ 0.064	11:39:27.566
4 -	1:30.125	+ 0.775	11:31:58.822	10 -	8:51.179 P	+ 7:21.829	11:48:18.745
5 -	1:30.454	+ 1.104	11:33:29.276	11 -	1:36.104	+ 6.754	11:49:54.849
6 -	1:29.980	+ 0.630	11:34:59.256				
<b>76</b>	<b>John PARKER</b>		Caterham 7				
1 -	1:34.058	+ 5.656	11:26:32.690	8 -	1:29.387	+ 0.985	11:36:58.875
2 -	1:30.094	+ 1.692	11:28:02.784	9 -	1:28.815	+ 0.413	11:38:27.690
3 -	1:29.938	+ 1.536	11:29:32.722	10 -	1:29.395	+ 0.993	11:39:57.085
4 -	1:28.854	+ 0.452	11:31:01.576	11 -	8:00.504 P	+ 6:32.102	11:47:57.589
5 -	1:30.356	+ 1.954	11:32:31.932	12 -	1:37.895	+ 9.493	11:49:35.484
6 -	<b>1:28.402</b>		<b>11:34:00.334</b>	13 -	1:29.271	+ 0.869	11:51:04.755
7 -	1:29.154	+ 0.752	11:35:29.488	14 -	1:28.557	+ 0.155	11:52:33.312
<b>77</b>	<b>Jennifer GRACE</b>		Caterham 7				
1 -	1:38.743	+ 11.710	11:26:50.552	8 -	1:29.080	+ 2.047	11:37:15.970
2 -	1:30.332	+ 3.299	11:28:20.884	9 -	1:30.837	+ 3.804	11:38:46.807
3 -	1:28.470	+ 1.437	11:29:49.354	10 -	1:31.686	+ 4.653	11:40:18.493
4 -	1:29.217	+ 2.184	11:31:18.571	11 -	7:49.707 P	+ 6:22.674	11:48:08.200
5 -	1:29.727	+ 2.694	11:32:48.298	12 -	1:31.184	+ 4.151	11:49:39.384
6 -	1:29.718	+ 2.685	11:34:18.016	13 -	1:28.217	+ 1.184	11:51:07.601
7 -	1:28.874	+ 1.841	11:35:46.890	14 -	<b>1:27.033</b>		<b>11:52:34.634</b>
<b>78</b>	<b>Andrew SAGAR</b>		Caterham 7				
1 -	1:37.391	+ 7.701	11:26:46.210	8 -	1:30.944	+ 1.254	11:37:21.257
2 -	1:31.779	+ 2.089	11:28:17.989	9 -	1:31.002	+ 1.312	11:38:52.259
3 -	1:30.809	+ 1.119	11:29:48.798	10 -	1:30.856	+ 1.166	11:40:23.115
4 -	1:30.967	+ 1.277	11:31:19.765	11 -	7:47.574 P	+ 6:17.884	11:48:10.689
5 -	1:30.465	+ 0.775	11:32:50.230	12 -	1:31.864	+ 2.174	11:49:42.553
6 -	1:29.773	+ 0.083	11:34:20.003	13 -	1:29.965	+ 0.275	11:51:12.518
7 -	1:30.310	+ 0.620	11:35:50.313	14 -	<b>1:29.690</b>		<b>11:52:42.208</b>
<b>80</b>	<b>Trevor HARBER</b>		Caterham 7				
1 -	1:36.484	+ 7.231	11:26:52.245	8 -	1:30.935	+ 1.682	11:37:26.650
2 -	1:30.025	+ 0.772	11:28:22.270	9 -	1:30.769	+ 1.516	11:38:57.419
3 -	1:30.339	+ 1.086	11:29:52.609	10 -	1:30.769	+ 1.516	11:40:28.188
4 -	1:30.793	+ 1.540	11:31:23.402	11 -	7:43.649 P	+ 6:14.396	11:48:11.837
5 -	1:30.743	+ 1.490	11:32:54.145	12 -	1:32.173	+ 2.920	11:49:44.010
6 -	1:30.901	+ 1.648	11:34:25.046	13 -	<b>1:29.253</b>		<b>11:51:13.263</b>
7 -	1:30.669	+ 1.416	11:35:55.715	14 -	1:30.068	+ 0.815	11:52:43.331
<b>81</b>	<b>Pete CANNARD</b>		Caterham 7				
1 -	1:40.605	+ 8.995	11:26:58.553	8 -	1:33.632	+ 2.022	11:37:50.122
2 -	1:32.875	+ 1.265	11:28:31.428	9 -	1:32.215	+ 0.605	11:39:22.337
3 -	1:32.641	+ 1.031	11:30:04.069	10 -	8:53.260 P	+ 7:21.650	11:48:15.597
4 -	1:33.886	+ 2.276	11:31:37.955	11 -	1:36.076	+ 4.466	11:49:51.673
5 -	1:33.267	+ 1.657	11:33:11.222	12 -	1:32.050	+ 0.440	11:51:23.723
6 -	1:32.674	+ 1.064	11:34:43.896	13 -	<b>1:31.610</b>		<b>11:52:55.333</b>
7 -	1:32.594	+ 0.984	11:36:16.490				

Weather / Track : Cloudy / Dry

Snetterton  
Circuit Length = 1.9520 miles  
Start: 11:24 End: 11:53

# Easytrack Caterham Graduate Championship (Classic Grad Class)

## QUALIFYING - RACE 4 - LAP ANALYSIS

<b>83</b>	<b>Colin ROTHWELL</b>		Caterham 7			
1 -	1:42.677	+ 12.129	11:27:15.056	<b>8 -</b>	<b>1:30.548</b>	<b>11:37:56.534</b>
2 -	1:33.097	+ 2.549	11:28:48.153	<b>9 -</b>	1:31.392	11:39:27.926
3 -	1:31.964	+ 1.416	11:30:20.117	<b>10 -</b>	8:52.608 P	+ 7:22.060 11:48:20.534
4 -	1:31.147	+ 0.599	11:31:51.264	<b>11 -</b>	1:34.637	+ 4.089 11:49:55.171
5 -	1:31.705	+ 1.157	11:33:22.969	<b>12 -</b>	1:31.123	+ 0.575 11:51:26.294
6 -	1:31.738	+ 1.190	11:34:54.707	<b>13 -</b>	1:30.837	+ 0.289 11:52:57.131
7 -	1:31.279	+ 0.731	11:36:25.986			
<b>84</b>	<b>Stu THOMPSON</b>		Caterham 7			
1 -	1:40.461	+ 10.199	11:27:04.408	<b>8 -</b>	1:32.481	+ 2.219 11:37:54.363
2 -	1:33.621	+ 3.359	11:28:38.029	<b>9 -</b>	1:32.003	+ 1.741 11:39:26.366
3 -	1:33.035	+ 2.773	11:30:11.064	<b>10 -</b>	8:53.072 P	+ 7:22.810 11:48:19.438
4 -	1:32.817	+ 2.555	11:31:43.881	<b>11 -</b>	1:36.871	+ 6.609 11:49:56.309
5 -	1:33.440	+ 3.178	11:33:17.321	<b>12 -</b>	<b>1:30.262</b>	<b>11:51:26.571</b>
6 -	1:32.335	+ 2.073	11:34:49.656	<b>13 -</b>	1:31.065	+ 0.803 11:52:57.636
7 -	1:32.226	+ 1.964	11:36:21.882			
<b>85</b>	<b>Terry PALMER</b>		Caterham 7			
1 -	1:40.016	+ 7.663	11:27:06.024	<b>5 -</b>	1:33.057	+ 0.704 11:33:17.946
2 -	1:32.463	+ 0.110	11:28:38.487	<b>6 -</b>	1:32.736	+ 0.383 11:34:50.682
3 -	1:33.398	+ 1.045	11:30:11.885	<b>7 -</b>	<b>1:32.353</b>	<b>11:36:23.035</b>
4 -	1:33.004	+ 0.651	11:31:44.889	<b>8 -</b>	1:32.612	+ 0.259 11:37:55.647
<b>86</b>	<b>Darren GRAINGER</b>		Caterham 7			
1 -	1:49.173	+ 18.435	11:27:19.424	<b>8 -</b>	1:32.973	+ 2.235 11:38:18.583
2 -	1:39.104	+ 8.366	11:28:58.528	<b>9 -</b>	1:36.164	+ 5.426 11:39:54.747
3 -	1:33.093	+ 2.355	11:30:31.621	<b>10 -</b>	8:08.819 P	+ 6:38.081 11:48:03.566
4 -	1:34.095	+ 3.357	11:32:05.716	<b>11 -</b>	1:36.637	+ 5.899 11:49:40.203
5 -	1:33.563	+ 2.825	11:33:39.279	<b>12 -</b>	<b>1:30.738</b>	<b>11:51:10.941</b>
6 -	1:33.005	+ 2.267	11:35:12.284	<b>13 -</b>	1:32.329	+ 1.591 11:52:43.270
7 -	1:33.326	+ 2.588	11:36:45.610			
<b>87</b>	<b>Rowan WILLIAMS</b>		Caterham 7			
1 -	1:41.102	+ 11.096	11:26:42.148	<b>5 -</b>	16:31.504 P	+ 15:01.498 11:47:54.237
2 -	1:34.581	+ 4.575	11:28:16.729	<b>6 -</b>	1:34.899	+ 4.893 11:49:29.136
3 -	1:32.564	+ 2.558	11:29:49.293	<b>7 -</b>	1:30.156	+ 0.150 11:50:59.292
4 -	1:33.440	+ 3.434	11:31:22.733	<b>8 -</b>	<b>1:30.006</b>	<b>11:52:29.298</b>
<b>88</b>	<b>Sheila MARSHALL</b>		Caterham 7			
1 -	1:48.720	+ 15.118	11:27:31.117	<b>8 -</b>	<b>1:33.602</b>	<b>11:38:36.583</b>
2 -	1:36.819	+ 3.217	11:29:07.936	<b>9 -</b>	1:36.029	+ 2.427 11:40:12.612
3 -	1:34.897	+ 1.295	11:30:42.833	<b>10 -</b>	8:11.289 P	+ 6:37.687 11:48:23.901
4 -	1:34.897	+ 1.295	11:32:17.730	<b>11 -</b>	1:39.698	+ 6.096 11:50:03.599
5 -	1:35.160	+ 1.558	11:33:52.890	<b>12 -</b>	1:34.249	+ 0.647 11:51:37.848
6 -	1:34.735	+ 1.133	11:35:27.625	<b>13 -</b>	1:33.972	+ 0.370 11:53:11.820
7 -	1:35.356	+ 1.754	11:37:02.981			
<b>89</b>	<b>Paul HAWKER</b>		Caterham 7			
1 -	1:41.298	+ 11.063	11:27:32.413	<b>8 -</b>	1:32.021	+ 1.786 11:38:23.836
2 -	1:33.554	+ 3.319	11:29:05.967	<b>9 -</b>	1:32.446	+ 2.211 11:39:56.282
3 -	1:33.893	+ 3.658	11:30:39.860	<b>10 -</b>	8:05.119 P	+ 6:34.884 11:48:01.401
4 -	1:34.274	+ 4.039	11:32:14.134	<b>11 -</b>	1:35.484	+ 5.249 11:49:36.885
5 -	1:32.943	+ 2.708	11:33:47.077	<b>12 -</b>	1:30.827	+ 0.592 11:51:07.712
6 -	1:32.090	+ 1.855	11:35:19.167	<b>13 -</b>	<b>1:30.235</b>	<b>11:52:37.947</b>
7 -	1:32.648	+ 2.413	11:36:51.815			
<b>90</b>	<b>Graham SMITH</b>		Caterham 7			
1 -	1:33.924	+ 4.618	11:27:13.271	<b>8 -</b>	1:30.986	+ 1.680 11:37:48.095
2 -	1:31.101	+ 1.795	11:28:44.372	<b>9 -</b>	1:30.183	+ 0.877 11:39:18.278
3 -	1:30.819	+ 1.513	11:30:15.191	<b>10 -</b>	8:55.789 P	+ 7:26.483 11:48:14.067
4 -	1:30.224	+ 0.918	11:31:45.415	<b>11 -</b>	1:33.638	+ 4.332 11:49:47.705

Weather / Track : Cloudy / Dry

Snetterton  
Circuit Length = 1.9520 miles  
Start: 11:24 End: 11:53

## Easytrack Caterham Graduate Championship (Classic Grad Class)

### QUALIFYING - RACE 4 - LAP ANALYSIS


5 -	1:31.704	+ 2.398	11:33:17.119	12 -	1:30.046	+ 0.740	11:51:17.751
6 -	1:30.230	+ 0.924	11:34:47.349	13 -	<b>1:29.306</b>		<b>11:52:47.057</b>
7 -	1:29.760	+ 0.454	11:36:17.109				
<b>91</b>	<b>Nigel LIDDELL</b> Caterham 7						
1 -	1:43.046	+ 10.084	11:27:05.752	8 -	1:35.556	+ 2.594	11:38:08.727
2 -	1:35.505	+ 2.543	11:28:41.257	9 -	1:35.154	+ 2.192	11:39:43.881
3 -	1:35.801	+ 2.839	11:30:17.058	10 -	8:12.792 P	+ 6:39.830	11:47:56.673
4 -	1:34.386	+ 1.424	11:31:51.444	11 -	1:37.936	+ 4.974	11:49:34.609
5 -	<b>1:32.962</b>		<b>11:33:24.406</b>	12 -	1:34.949	+ 1.987	11:51:09.558
6 -	1:34.265	+ 1.303	11:34:58.671	13 -	1:33.955	+ 0.993	11:52:43.513
7 -	1:34.500	+ 1.538	11:36:33.171				
<b>96</b>	<b>Simon BONSER</b> Caterham 7						
1 -	1:33.851	+ 5.272	11:26:33.178	8 -	1:29.540	+ 0.961	11:36:58.737
2 -	1:30.120	+ 1.541	11:28:03.298	9 -	1:29.250	+ 0.671	11:38:27.987
3 -	1:29.804	+ 1.225	11:29:33.102	10 -	1:29.532	+ 0.953	11:39:57.519
4 -	1:29.007	+ 0.428	11:31:02.109	11 -	8:01.875 P	+ 6:33.296	11:47:59.394
5 -	1:28.945	+ 0.366	11:32:31.054	12 -	1:38.369	+ 9.790	11:49:37.763
6 -	1:29.507	+ 0.928	11:34:00.561	13 -	1:28.910	+ 0.331	11:51:06.673
7 -	1:28.636	+ 0.057	11:35:29.197	14 -	<b>1:28.579</b>		<b>11:52:35.252</b>
<b>97</b>	<b>Justin COX</b> Caterham 7						
1 -	1:37.243	+ 9.745	11:26:51.074	8 -	1:29.352	+ 1.854	11:37:16.596
2 -	1:29.695	+ 2.197	11:28:20.769	9 -	1:30.558	+ 3.060	11:38:47.154
3 -	1:29.121	+ 1.623	11:29:49.890	10 -	1:30.249	+ 2.751	11:40:17.403
4 -	1:29.152	+ 1.654	11:31:19.042	11 -	7:52.311 P	+ 6:24.813	11:48:09.714
5 -	1:29.129	+ 1.631	11:32:48.171	12 -	1:31.448	+ 3.950	11:49:41.162
6 -	1:29.985	+ 2.487	11:34:18.156	13 -	1:27.938	+ 0.440	11:51:09.100
7 -	1:29.088	+ 1.590	11:35:47.244	14 -	<b>1:27.498</b>		<b>11:52:36.598</b>
<b>98</b>	<b>James RUSSELL</b> Caterham 7						
1 -	1:35.158	+ 5.921	11:26:55.200	8 -	1:30.528	+ 1.291	11:37:48.135
2 -	1:30.363	+ 1.126	11:28:25.563	9 -	1:30.152	+ 0.915	11:39:18.287
3 -	1:32.116	+ 2.879	11:29:57.679	10 -	8:37.028 P	+ 7:07.791	11:47:55.315
4 -	1:47.538	+ 18.301	11:31:45.217	11 -	1:34.222	+ 4.985	11:49:29.537
5 -	1:30.068	+ 0.831	11:33:15.285	12 -	<b>1:29.237</b>		<b>11:50:58.774</b>
6 -	1:30.758	+ 1.521	11:34:46.043	13 -	1:29.591	+ 0.354	11:52:28.365
7 -	1:31.564	+ 2.327	11:36:17.607				

Weather / Track : Cloudy / Dry

Snetterton  
Circuit Length = 1.9520 miles  
Start: 11:24 End: 11:53

# Easytrack Caterham Graduate Championship (Classic Grad Class)

## RACE 4 - GRID

ROW 10	1:33.602 88 Sheila MARSHALL		
ROW 9	1:32.353 85 Terry PALMER	1:32.962 91 Nigel LIDDELL	
ROW 8	1:30.738 86 Darren GRAINGER		1:31.610 81 Pete CANNARD
ROW 7	1:30.262 84 Stu THOMPSON	1:30.548 83 Colin ROTHWELL	
ROW 6	1:30.006 87 Rowan WILLIAMS		1:30.235 89 Paul HAWKER
ROW 5	1:29.350 74 Charles FITZHUGH	1:29.690 78 Andrew SAGAR	
ROW 4	1:29.253 80 Trevor HARBER		1:29.306 90 Graham SMITH
ROW 3	1:28.579 96 Simon BONSER	1:29.237 98 James RUSSELL	
ROW 2	1:28.402 76 John PARKER		1:28.463 72 Graeme SMITH
ROW 1	1:27.033 77 Jennifer GRACE	1:27.498 97 Justin COX	
<b>Pole</b>			
			


Snetterton  
Circuit Length = 1.9520 miles

**These results are provisional until the conclusion of any judicial and technical matters.**

Clerk of Course :		Timekeeper :

# Easytrack Caterham Graduate Championship (Classic Grad Class)

## RACE 10 - GRID

ROW 10	1:33.972 88 Sheila MARSHALL	
ROW 9	1:32.463 85 Terry PALMER	1:33.955 91 Nigel LIDDELL
ROW 8	1:32.050 81 Pete CANNARD	1:32.329 86 Darren GRAINGER
ROW 7	1:30.837 83 Colin ROTHWELL	1:31.065 84 Stu THOMPSON
ROW 6	1:30.156 87 Rowan WILLIAMS	1:30.827 89 Paul HAWKER
ROW 5	1:29.773 78 Andrew SAGAR	1:30.025 80 Trevor HARBER
ROW 4	1:29.591 98 James RUSSELL	1:29.760 90 Graham SMITH
ROW 3	1:28.636 96 Simon BONSER	1:29.414 74 Charles FITZHUGH
ROW 2	1:28.557 76 John PARKER	1:28.569 72 Graeme SMITH
ROW 1	1:27.938 97 Justin COX	1:28.217 77 Jennifer GRACE
<b>Pole</b>		
		

Snetterton  
Circuit Length = 1.9520 miles

**These results are provisional until the conclusion of any judicial and technical matters.**

Clerk of Course :		Timekeeper :
-------------------	--	--------------

# Easytrack Caterham Graduate Championship (Mega Grad Class)

## QUALIFYING - RACE 6 - CLASSIFICATION - AMENDED

POS	NO	CL	NAME	ENTRY	TIME	ON	LAPS	GAP	DIFF	MPH
1	1		Jamie ELLWOOD	Caterham 7	1:19.606	13	15			88.27
2	24		Nigel SMITH	Caterham 7	1:19.798	14	14	0.192	0.192	88.06
3	11		Myles PACKMAN	Caterham 7	1:19.827	15	15	0.221	0.029	88.02
4	12		Trevor CARVEY	Caterham 7	1:19.861	13	14	0.255	0.034	87.99
5	66		David PEARSON	Caterham 7	1:20.194	14	14	0.588	0.333	87.62
6	8		Martin AMISON	Caterham 7	1:20.227	12	15	0.621	0.033	87.59
7	7		Paul MANYWEATHERS	Caterham 7	1:20.310	12	15	0.704	0.083	87.49
8	17		Paul TURLEY	Caterham 7	1:20.425	12	15	0.819	0.115	87.37
9	3		Adrian RUSSELL	Caterham 7	1:20.472	13	15	0.866	0.047	87.32
10	21		Nicholas HARYETT	Caterham 7	1:20.514	15	15	0.908	0.042	87.27
11	37		Declan DOLAN	Caterham 7	1:20.622	11	14	1.016	0.108	87.16
12	40		David SHAW	Caterham 7	1:20.708	11	14	1.102	0.086	87.06
13	4		Paul HUDSON	Caterham 7	1:20.734	15	15	1.128	0.026	87.04
14	5		Nick FROST	Caterham 7	1:21.183	15	15	1.577	0.449	86.55
15	6		Tom OVERTON	Caterham 7	1:21.410	14	15	1.804	0.227	86.31
16	54		Peter FRITH	Caterham 7	1:21.544	11	14	1.938	0.134	86.17
17	10		Kim RAYMENT	Caterham 7	1:21.581	13	14	1.975	0.037	86.13
18	52		Mike FESEMEYER	Caterham 7	1:21.885	11	15	2.279	0.304	85.81
19	44		Kevin DODD	Caterham 7	1:22.249	12	13	2.643	0.364	85.43
20	16		Mark HARRISON	Caterham 7	1:22.494	13	14	2.888	0.245	85.18
21	25		Keith PENNINGTON	Caterham 7	1:22.611	14	14	3.005	0.117	85.06
22	46		Alwynn MORRIS	Caterham 7	1:23.123	6	6	3.517	0.512	84.53
23	69		Dave MARSON	Caterham 7	1:23.174	13	14	3.568	0.051	84.48
24	14		Mark HEYWOOD	Caterham 7	1:23.309	12	14	3.703	0.135	84.34
25	38		Ian BRUNNING	Caterham 7	1:23.527	14	14	3.921	0.218	84.12
26	43		John WAKE	Caterham 7	1:23.636	12	14	4.030	0.109	84.02
27	22		Peter MARSH	Caterham 7	1:23.980	10	13	4.374	0.344	83.67
28	50		Iain MILLIGAN	Caterham 7	1:24.430	3	6	4.824	0.450	83.23
29	62		Stephen PATTEMORE	Caterham 7	1:26.553	9	12	6.947	2.123	81.18

Cars 1 & 6 fastest laptimes disallowed

Car 44 - Transponder not working - fix or you will be ignored in the race

Weather / Track : Drizzle / Damp

These results are provisional until the conclusion of any judicial and technical matters.

Snetterton

Circuit Length = 1.9520 miles

Start: 11:58 End: 12:19

Clerk of Course :

Timekeeper :

# Easytrack Caterham Graduate Championship (Mega Grad Class)

## QUALIFYING - RACE 6 - LAP ANALYSIS

<b>1</b>	<b>Jamie ELLWOOD</b>		Caterham 7				
1 -	1:27.471	+ 8.138	11:59:34.913	9 -	1:23.255	+ 3.922	12:10:38.077
2 -	1:21.709	+ 2.376	12:00:56.622	10 -	1:20.570	+ 1.237	12:11:58.647
3 -	1:21.315	+ 1.982	12:02:17.937	11 -	1:21.302	+ 1.969	12:13:19.949
4 -	1:28.171	+ 8.838	12:03:46.108	12 -	1:26.771	+ 7.438	12:14:46.720
5 -	1:23.601	+ 4.268	12:05:09.709	13 -	1:19.606	+ 0.273	12:16:06.326
6 -	1:22.504	+ 3.171	12:06:32.213	14 -	1:21.902	+ 2.569	12:17:28.228
7 -	1:21.697	+ 2.364	12:07:53.910	15 -	<b>1:19.333</b>		<b>12:18:47.561</b>
8 -	1:20.912	+ 1.579	12:09:14.822				
<b>3</b>	<b>Adrian RUSSELL</b>		Caterham 7				
1 -	1:30.613	+ 10.141	12:00:09.157	9 -	1:22.415	+ 1.943	12:11:14.452
2 -	1:25.274	+ 4.802	12:01:34.431	10 -	1:21.840	+ 1.368	12:12:36.292
3 -	1:21.895	+ 1.423	12:02:56.326	11 -	1:21.589	+ 1.117	12:13:57.881
4 -	1:24.835	+ 4.363	12:04:21.161	12 -	1:20.944	+ 0.472	12:15:18.825
5 -	1:23.367	+ 2.895	12:05:44.528	13 -	<b>1:20.472</b>		<b>12:16:39.297</b>
6 -	1:22.949	+ 2.477	12:07:07.477	14 -	1:21.347	+ 0.875	12:18:00.644
7 -	1:22.167	+ 1.695	12:08:29.644	15 -	1:20.527	+ 0.055	12:19:21.171
8 -	1:22.393	+ 1.921	12:09:52.037				
<b>4</b>	<b>Paul HUDSON</b>		Caterham 7				
1 -	1:29.725	+ 8.991	11:59:36.495	9 -	1:24.137	+ 3.403	12:10:55.271
2 -	1:25.238	+ 4.504	12:01:01.733	10 -	1:22.563	+ 1.829	12:12:17.834
3 -	1:24.933	+ 4.199	12:02:26.666	11 -	1:21.508	+ 0.774	12:13:39.342
4 -	1:24.502	+ 3.768	12:03:51.168	12 -	1:21.129	+ 0.395	12:15:00.471
5 -	1:25.729	+ 4.995	12:05:16.897	13 -	1:20.757	+ 0.023	12:16:21.228
6 -	1:24.760	+ 4.026	12:06:41.657	14 -	1:21.205	+ 0.471	12:17:42.433
7 -	1:23.112	+ 2.378	12:08:04.769	15 -	<b>1:20.734</b>		<b>12:19:03.167</b>
8 -	1:26.365	+ 5.631	12:09:31.134				
<b>5</b>	<b>Nick FROST</b>		Caterham 7				
1 -	1:28.505	+ 7.322	11:59:45.801	9 -	1:22.586	+ 1.403	12:10:51.807
2 -	1:23.937	+ 2.754	12:01:09.738	10 -	1:21.793	+ 0.610	12:12:13.600
3 -	1:23.107	+ 1.924	12:02:32.845	11 -	1:22.024	+ 0.841	12:13:35.624
4 -	1:23.565	+ 2.382	12:03:56.410	12 -	1:22.791	+ 1.608	12:14:58.415
5 -	1:22.592	+ 1.409	12:05:19.002	13 -	1:21.966	+ 0.783	12:16:20.381
6 -	1:23.364	+ 2.181	12:06:42.366	14 -	1:21.338	+ 0.155	12:17:41.719
7 -	1:22.641	+ 1.458	12:08:05.007	15 -	<b>1:21.183</b>		<b>12:19:02.902</b>
8 -	1:24.214	+ 3.031	12:09:29.221				
<b>6</b>	<b>Tom OVERTON</b>		Caterham 7				
1 -	1:28.207	+ 6.989	11:59:33.212	9 -	1:22.153	+ 0.935	12:10:37.408
2 -	1:23.266	+ 2.048	12:00:56.478	10 -	1:22.281	+ 1.063	12:11:59.689
3 -	1:22.656	+ 1.438	12:02:19.134	11 -	1:22.617	+ 1.399	12:13:22.306
4 -	1:23.615	+ 2.397	12:03:42.749	12 -	1:22.344	+ 1.126	12:14:44.650
5 -	1:23.782	+ 2.564	12:05:06.531	13 -	1:21.473	+ 0.255	12:16:06.123
6 -	1:24.281	+ 3.063	12:06:30.812	14 -	1:21.410	+ 0.192	12:17:27.533
7 -	1:22.531	+ 1.313	12:07:53.343	15 -	<b>1:21.218</b>		<b>12:18:48.751</b>
8 -	1:21.912	+ 0.694	12:09:15.255				
<b>7</b>	<b>Paul MANYWEATHERS</b>		Caterham 7				
1 -	1:28.702	+ 8.392	11:59:41.169	9 -	1:22.446	+ 2.136	12:10:53.606
2 -	1:23.312	+ 3.002	12:01:04.481	10 -	1:21.621	+ 1.311	12:12:15.227
3 -	1:22.994	+ 2.684	12:02:27.475	11 -	1:21.820	+ 1.510	12:13:37.047
4 -	1:32.893	+ 12.583	12:04:00.368	12 -	<b>1:20.310</b>		<b>12:14:57.357</b>
5 -	1:23.340	+ 3.030	12:05:23.708	13 -	1:21.500	+ 1.190	12:16:18.857
6 -	1:23.173	+ 2.863	12:06:46.881	14 -	1:29.681	+ 9.371	12:17:48.538
7 -	1:21.223	+ 0.913	12:08:08.104	15 -	1:21.202	+ 0.892	12:19:09.740
8 -	1:23.056	+ 2.746	12:09:31.160				
<b>8</b>	<b>Martin AMISON</b>		Caterham 7				
1 -	1:28.647	+ 8.420	11:59:32.522	9 -	1:22.098	+ 1.871	12:10:51.339

Car 25 - Transponder incorrectly mounted, please rectify.  
 Car 44 - Transponder not working - fix or you will be ignored in the race  
 Weather / Track : Drizzle / Damp

Snetterton  
 Circuit Length = 1.9520 miles  
 Start: 11:58 End: 12:19

# Easytrack Caterham Graduate Championship (Mega Grad Class)

## QUALIFYING - RACE 6 - LAP ANALYSIS

2 -	1:23.020	+ 2.793	12:00:55.542	10 -	1:21.240	+ 1.013	12:12:12.579
3 -	1:30.230	+ 10.003	12:02:25.772	11 -	1:26.426	+ 6.199	12:13:39.005
4 -	1:26.194	+ 5.967	12:03:51.966	12 -	<b>1:20.227</b>		<b>12:14:59.232</b>
5 -	1:24.361	+ 4.134	12:05:16.327	13 -	1:20.550	+ 0.323	12:16:19.782
6 -	1:24.668	+ 4.441	12:06:40.995	14 -	1:20.671	+ 0.444	12:17:40.453
7 -	1:25.212	+ 4.985	12:08:06.207	15 -	1:21.370	+ 1.143	12:19:01.823
8 -	1:23.034	+ 2.807	12:09:29.241				
<b>10</b>	<b>Kim RAYMENT</b>				<b>Caterham 7</b>		
1 -	1:34.546	+ 12.965	12:00:07.335	8 -	1:22.826	+ 1.245	12:09:54.127
2 -	1:24.733	+ 3.152	12:01:32.068	9 -	1:22.686	+ 1.105	12:11:16.813
3 -	1:23.040	+ 1.459	12:02:55.108	10 -	1:22.209	+ 0.628	12:12:39.022
4 -	1:26.224	+ 4.643	12:04:21.332	11 -	1:22.114	+ 0.533	12:14:01.136
5 -	1:23.747	+ 2.166	12:05:45.079	12 -	1:21.682	+ 0.101	12:15:22.818
6 -	1:23.528	+ 1.947	12:07:08.607	13 -	<b>1:21.581</b>		<b>12:16:44.399</b>
7 -	1:22.694	+ 1.113	12:08:31.301	14 -	1:21.676	+ 0.095	12:18:06.075
<b>11</b>	<b>Myles PACKMAN</b>				<b>Caterham 7</b>		
1 -	1:27.369	+ 7.542	11:59:40.417	9 -	1:21.342	+ 1.515	12:10:52.116
2 -	1:22.971	+ 3.144	12:01:03.388	10 -	1:20.954	+ 1.127	12:12:13.070
3 -	1:22.213	+ 2.386	12:02:25.601	11 -	1:23.160	+ 3.333	12:13:36.230
4 -	1:29.432	+ 9.605	12:03:55.033	12 -	1:20.510	+ 0.683	12:14:56.740
5 -	1:24.266	+ 4.439	12:05:19.299	13 -	1:27.385	+ 7.558	12:16:24.125
6 -	1:24.070	+ 4.243	12:06:43.369	14 -	1:20.637	+ 0.810	12:17:44.762
7 -	1:22.153	+ 2.326	12:08:05.522	15 -	<b>1:19.827</b>		<b>12:19:04.589</b>
8 -	1:25.252	+ 5.425	12:09:30.774				
<b>12</b>	<b>Trevor CARVEY</b>				<b>Caterham 7</b>		
1 -	1:41.476	+ 21.615	12:00:19.294	8 -	1:21.581	+ 1.720	12:10:37.027
2 -	1:39.474	+ 19.613	12:01:58.768	9 -	1:29.895	+ 10.034	12:12:06.922
3 -	1:44.966	+ 25.105	12:03:43.734	10 -	1:22.154	+ 2.293	12:13:29.076
4 -	1:22.833	+ 2.972	12:05:06.567	11 -	1:28.621	+ 8.760	12:14:57.697
5 -	1:23.265	+ 3.404	12:06:29.832	12 -	1:25.095	+ 5.234	12:16:22.792
6 -	1:23.003	+ 3.142	12:07:52.835	13 -	<b>1:19.861</b>		<b>12:17:42.653</b>
7 -	1:22.611	+ 2.750	12:09:15.446	14 -	1:21.669	+ 1.808	12:19:04.322
<b>14</b>	<b>Mark HEYWOOD</b>				<b>Caterham 7</b>		
1 -	1:36.904	+ 13.595	12:00:10.494	8 -	1:25.533	+ 2.224	12:10:30.671
2 -	1:30.718	+ 7.409	12:01:41.212	9 -	1:25.363	+ 2.054	12:11:56.034
3 -	1:26.406	+ 3.097	12:03:07.618	10 -	1:25.231	+ 1.922	12:13:21.265
4 -	1:27.530	+ 4.221	12:04:35.148	11 -	1:25.046	+ 1.737	12:14:46.311
5 -	1:27.459	+ 4.150	12:06:02.607	12 -	<b>1:23.309</b>		<b>12:16:09.620</b>
6 -	1:34.091	+ 10.782	12:07:36.698	13 -	1:23.694	+ 0.385	12:17:33.314
7 -	1:28.440	+ 5.131	12:09:05.138	14 -	1:25.020	+ 1.711	12:18:58.334
<b>16</b>	<b>Mark HARRISON</b>				<b>Caterham 7</b>		
1 -	1:35.680	+ 13.186	12:00:15.214	8 -	1:27.332	+ 4.838	12:10:31.825
2 -	1:28.400	+ 5.906	12:01:43.614	9 -	1:25.414	+ 2.920	12:11:57.239
3 -	1:26.418	+ 3.924	12:03:10.032	10 -	1:26.307	+ 3.813	12:13:23.546
4 -	1:28.859	+ 6.365	12:04:38.891	11 -	1:24.555	+ 2.061	12:14:48.101
5 -	1:28.768	+ 6.274	12:06:07.659	12 -	1:23.319	+ 0.825	12:16:11.420
6 -	1:28.665	+ 6.171	12:07:36.324	13 -	<b>1:22.494</b>		<b>12:17:33.914</b>
7 -	1:28.169	+ 5.675	12:09:04.493	14 -	1:23.303	+ 0.809	12:18:57.217
<b>17</b>	<b>Paul TURLEY</b>				<b>Caterham 7</b>		
1 -	1:27.068	+ 6.643	11:59:41.304	9 -	1:24.359	+ 3.934	12:10:53.820
2 -	1:22.490	+ 2.065	12:01:03.794	10 -	1:22.341	+ 1.916	12:12:16.161
3 -	1:22.996	+ 2.571	12:02:26.790	11 -	1:21.098	+ 0.673	12:13:37.259
4 -	1:24.609	+ 4.184	12:03:51.399	12 -	<b>1:20.425</b>		<b>12:14:57.684</b>
5 -	1:25.189	+ 4.764	12:05:16.588	13 -	1:21.698	+ 1.273	12:16:19.382
6 -	1:25.414	+ 4.989	12:06:42.002	14 -	1:22.263	+ 1.838	12:17:41.645
7 -	1:23.306	+ 2.881	12:08:05.308	15 -	1:21.970	+ 1.545	12:19:03.615
8 -	1:24.153	+ 3.728	12:09:29.461				

Car 25 - Transponder incorrectly mounted, please rectify.  
 Car 44 - Transponder not working - fix or you will be ignored in the race  
 Weather / Track : Drizzle / Damp

Snetterton  
 Circuit Length = 1.9520 miles  
 Start: 11:58 End: 12:19

**Easytrack Caterham Graduate Championship (Mega Grad Class)**  
**QUALIFYING - RACE 6 - LAP ANALYSIS**

<b>21</b>	<b>Nicholas HARYETT</b>		Caterham 7				
1 -	1:28.643	+ 8.129	11:59:37.677	9 -	1:22.082	+ 1.568	12:10:54.273
2 -	1:24.204	+ 3.690	12:01:01.881	10 -	1:23.074	+ 2.560	12:12:17.347
3 -	1:25.154	+ 4.640	12:02:27.035	11 -	1:21.054	+ 0.540	12:13:38.401
4 -	1:31.055	+ 10.541	12:03:58.090	12 -	1:21.308	+ 0.794	12:14:59.709
5 -	1:22.922	+ 2.408	12:05:21.012	13 -	1:22.702	+ 2.188	12:16:22.411
6 -	1:23.098	+ 2.584	12:06:44.110	14 -	1:22.362	+ 1.848	12:17:44.773
7 -	1:22.281	+ 1.767	12:08:06.391	15 -	<b>1:20.514</b>		<b>12:19:05.287</b>
8 -	1:25.800	+ 5.286	12:09:32.191				
<b>22</b>	<b>Peter MARSH</b>		Caterham 7				
1 -	1:32.787	+ 8.807	11:59:48.193	8 -	1:25.576	+ 1.596	12:09:54.672
2 -	1:26.717	+ 2.737	12:01:14.910	9 -	1:24.288	+ 0.308	12:11:18.960
3 -	1:26.434	+ 2.454	12:02:41.344	10 -	<b>1:23.980</b>		<b>12:12:42.940</b>
4 -	1:26.833	+ 2.853	12:04:08.177	11 -	1:24.800	+ 0.820	12:14:07.740
5 -	1:27.714	+ 3.734	12:05:35.891	12 -	1:25.232	+ 1.252	12:15:32.972
6 -	1:26.769	+ 2.789	12:07:02.660	13 -	1:24.238	+ 0.258	12:16:57.210
7 -	1:26.436	+ 2.456	12:08:29.096				
<b>24</b>	<b>Nigel SMITH</b>		Caterham 7				
1 -	1:33.860	+ 14.062	12:00:00.668	8 -	1:21.991	+ 2.193	12:10:00.540
2 -	1:24.674	+ 4.876	12:01:25.342	9 -	1:22.616	+ 2.818	12:11:23.156
3 -	1:23.543	+ 3.745	12:02:48.885	10 -	1:21.577	+ 1.779	12:12:44.733
4 -	1:33.572	+ 13.774	12:04:22.457	11 -	1:20.828	+ 1.030	12:14:05.561
5 -	1:26.737	+ 6.939	12:05:49.194	12 -	1:20.678	+ 0.880	12:15:26.239
6 -	1:25.716	+ 5.918	12:07:14.910	13 -	1:20.965	+ 1.167	12:16:47.204
7 -	1:23.639	+ 3.841	12:08:38.549	14 -	<b>1:19.798</b>		<b>12:18:07.002</b>
<b>25</b>	<b>Keith PENNINGTON</b>		Caterham 7				
1 -	1:37.427	+ 14.816	12:00:05.885	8 -	1:25.777	+ 3.166	12:10:12.024
2 -	1:28.613	+ 6.002	12:01:34.498	9 -	1:24.700	+ 2.089	12:11:36.724
3 -	1:25.554	+ 2.943	12:03:00.052	10 -	1:24.621	+ 2.010	12:13:01.345
4 -	1:27.380	+ 4.769	12:04:27.432	11 -	1:24.546	+ 1.935	12:14:25.891
5 -	1:26.106	+ 3.495	12:05:53.538	12 -	1:24.225	+ 1.614	12:15:50.116
6 -	1:25.804	+ 3.193	12:07:19.342	13 -	1:22.904	+ 0.293	12:17:13.020
7 -	1:26.905	+ 4.294	12:08:46.247	14 -	<b>1:22.611</b>		<b>12:18:35.631</b>
<b>37</b>	<b>Declan DOLAN</b>		Caterham 7				
1 -	1:31.242	+ 10.620	12:00:15.552	8 -	1:23.830	+ 3.208	12:10:21.889
2 -	1:25.401	+ 4.779	12:01:40.953	9 -	1:23.344	+ 2.722	12:11:45.233
3 -	1:24.164	+ 3.542	12:03:05.117	10 -	1:22.068	+ 1.446	12:13:07.301
4 -	1:33.479	+ 12.857	12:04:38.596	11 -	<b>1:20.622</b>		<b>12:14:27.923</b>
5 -	1:26.858	+ 6.236	12:06:05.454	12 -	1:21.179	+ 0.557	12:15:49.102
6 -	1:24.716	+ 4.094	12:07:30.170	13 -	1:22.062	+ 1.440	12:17:11.164
7 -	1:27.889	+ 7.267	12:08:58.059	14 -	1:22.304	+ 1.682	12:18:33.468
<b>38</b>	<b>Ian BRUNNING</b>		Caterham 7				
1 -	1:40.087	+ 16.560	12:00:05.204	8 -	1:25.656	+ 2.129	12:10:23.134
2 -	1:31.877	+ 8.350	12:01:37.081	9 -	1:24.517	+ 0.990	12:11:47.651
3 -	1:27.052	+ 3.525	12:03:04.133	10 -	1:24.105	+ 0.578	12:13:11.756
4 -	1:28.900	+ 5.373	12:04:33.033	11 -	1:23.719	+ 0.192	12:14:35.475
5 -	1:28.722	+ 5.195	12:06:01.755	12 -	1:23.767	+ 0.240	12:15:59.242
6 -	1:27.774	+ 4.247	12:07:29.529	13 -	1:24.150	+ 0.623	12:17:23.392
7 -	1:27.949	+ 4.422	12:08:57.478	14 -	<b>1:23.527</b>		<b>12:18:46.919</b>
<b>40</b>	<b>David SHAW</b>		Caterham 7				
1 -	1:31.998	+ 11.290	12:00:22.378	8 -	1:21.185	+ 0.477	12:10:24.115
2 -	1:23.291	+ 2.583	12:01:45.669	9 -	1:21.243	+ 0.535	12:11:45.358
3 -	1:28.552	+ 7.844	12:03:14.221	10 -	1:21.596	+ 0.888	12:13:06.954
4 -	1:38.977	+ 18.269	12:04:53.198	11 -	<b>1:20.708</b>		<b>12:14:27.662</b>
5 -	1:24.098	+ 3.390	12:06:17.296	12 -	1:22.251	+ 1.543	12:15:49.913
6 -	1:22.673	+ 1.965	12:07:39.969	13 -	1:23.671	+ 2.963	12:17:13.584

Car 25 - Transponder incorrectly mounted, please rectify.  
 Car 44 - Transponder not working - fix or you will be ignored in the race  
 Weather / Track : Drizzle / Damp

Snetterton  
 Circuit Length = 1.9520 miles  
 Start: 11:58 End: 12:19

# Easytrack Caterham Graduate Championship (Mega Grad Class)

## QUALIFYING - RACE 6 - LAP ANALYSIS

7 -	1:22.961	+ 2.253	12:09:02.930	14 -	1:21.094	+ 0.386	12:18:34.678
<b>43</b>	<b>John WAKE</b>			Caterham 7			
1 -	1:29.419	+ 5.783	11:59:51.641	8 -	1:23.793	+ 0.157	12:09:42.557
2 -	1:25.005	+ 1.369	12:01:16.646	9 -	1:24.557	+ 0.921	12:11:07.114
3 -	1:24.591	+ 0.955	12:02:41.237	10 -	1:24.809	+ 1.173	12:12:31.923
4 -	1:24.879	+ 1.243	12:04:06.116	11 -	1:24.128	+ 0.492	12:13:56.051
5 -	1:24.473	+ 0.837	12:05:30.589	12 -	<b>1:23.636</b>		<b>12:15:19.687</b>
6 -	1:24.136	+ 0.500	12:06:54.725	13 -	1:23.915	+ 0.279	12:16:43.602
7 -	1:24.039	+ 0.403	12:08:18.764	14 -	1:30.472	+ 6.836	12:18:14.074
<b>44</b>	<b>Kevin DODD</b>			Caterham 7			
1 -	1:32.802	+ 10.553	12:00:09.283	8 -	1:23.241	+ 0.992	12:11:24.887
2 -	1:25.922	+ 3.673	12:01:35.205	9 -	1:25.372	+ 3.123	12:12:50.259
3 -	2:50.540	+ 1:28.291	12:04:25.745	10 -	1:31.817	+ 9.568	12:14:22.076
4 -	1:23.750	+ 1.501	12:05:49.495	11 -	1:22.730	+ 0.481	12:15:44.806
5 -	1:26.126	+ 3.877	12:07:15.621	12 -	<b>1:22.249</b>		<b>12:17:07.055</b>
6 -	1:23.312	+ 1.063	12:08:38.933	13 -	1:22.374	+ 0.125	12:18:29.429
7 -	1:22.713	+ 0.464	12:10:01.646				
<b>46</b>	<b>Alwynn MORRIS</b>			Caterham 7			
1 -	1:33.907	+ 10.784	12:00:09.079	4 -	1:25.885	+ 2.762	12:04:26.251
2 -	1:26.373	+ 3.250	12:01:35.452	5 -	1:24.293	+ 1.170	12:05:50.544
3 -	1:24.914	+ 1.791	12:03:00.366	6 -	<b>1:23.123</b>		<b>12:07:13.667</b>
<b>50</b>	<b>Iain MILLIGAN</b>			Caterham 7			
1 -	1:34.166	+ 9.736	11:59:45.980	4 -	1:26.376	+ 1.946	12:04:01.761
2 -	1:24.975	+ 0.545	12:01:10.955	5 -	1:38.729	+ 14.299	12:05:40.490
3 -	<b>1:24.430</b>		<b>12:02:35.385</b>	6 -	1:25.463	+ 1.033	12:07:05.953
<b>52</b>	<b>Mike FESEMEYER</b>			Caterham 7			
1 -	1:29.971	+ 8.086	11:59:40.343	9 -	1:24.340	+ 2.455	12:10:56.930
2 -	1:25.030	+ 3.145	12:01:05.373	10 -	1:22.807	+ 0.922	12:12:19.737
3 -	1:22.987	+ 1.102	12:02:28.360	11 -	<b>1:21.885</b>		<b>12:13:41.622</b>
4 -	1:27.864	+ 5.979	12:03:56.224	12 -	1:22.139	+ 0.254	12:15:03.761
5 -	1:24.772	+ 2.887	12:05:20.996	13 -	1:22.481	+ 0.596	12:16:26.242
6 -	1:24.107	+ 2.222	12:06:45.103	14 -	1:31.358	+ 9.473	12:17:57.600
7 -	1:22.520	+ 0.635	12:08:07.623	15 -	1:23.090	+ 1.205	12:19:20.690
8 -	1:24.967	+ 3.082	12:09:32.590				
<b>54</b>	<b>Peter FRITH</b>			Caterham 7			
1 -	1:31.520	+ 9.976	11:59:51.374	8 -	1:21.967	+ 0.423	12:09:54.797
2 -	1:25.734	+ 4.190	12:01:17.108	9 -	1:22.401	+ 0.857	12:11:17.198
3 -	1:24.769	+ 3.225	12:02:41.877	10 -	1:22.463	+ 0.919	12:12:39.661
4 -	1:24.570	+ 3.026	12:04:06.447	11 -	<b>1:21.544</b>		<b>12:14:01.205</b>
5 -	1:38.095	+ 16.551	12:05:44.542	12 -	1:22.369	+ 0.825	12:15:23.574
6 -	1:25.202	+ 3.658	12:07:09.744	13 -	1:22.394	+ 0.850	12:16:45.968
7 -	1:23.086	+ 1.542	12:08:32.830	14 -	1:22.036	+ 0.492	12:18:08.004
<b>62</b>	<b>Stephen PATTEMORE</b>			Caterham 7			
1 -	1:38.927	+ 12.374	12:00:09.149	7 -	1:48.349	+ 21.796	12:09:29.367
2 -	1:31.213	+ 4.660	12:01:40.362	8 -	1:28.151	+ 1.598	12:10:57.518
3 -	1:29.504	+ 2.951	12:03:09.866	9 -	<b>1:26.553</b>		<b>12:12:24.071</b>
4 -	1:31.323	+ 4.770	12:04:41.189	10 -	1:27.620	+ 1.067	12:13:51.691
5 -	1:29.372	+ 2.819	12:06:10.561	11 -	1:27.072	+ 0.519	12:15:18.763
6 -	1:30.457	+ 3.904	12:07:41.018	12 -	1:28.788	+ 2.235	12:16:47.551
<b>66</b>	<b>David PEARSON</b>			Caterham 7			
1 -	1:29.164	+ 8.970	12:00:11.580	8 -	1:21.978	+ 1.784	12:10:02.714
2 -	1:24.348	+ 4.154	12:01:35.928	9 -	1:21.202	+ 1.008	12:11:23.916
3 -	1:24.132	+ 3.938	12:03:00.060	10 -	1:21.272	+ 1.078	12:12:45.188
4 -	1:24.844	+ 4.650	12:04:24.904	11 -	1:21.116	+ 0.922	12:14:06.304
5 -	1:24.274	+ 4.080	12:05:49.178	12 -	1:20.859	+ 0.665	12:15:27.163

Car 25 - Transponder incorrectly mounted, please rectify.  
 Car 44 - Transponder not working - fix or you will be ignored in the race  
 Weather / Track : Drizzle / Damp

Snetterton  
 Circuit Length = 1.9520 miles  
 Start: 11:58 End: 12:19

**Easytrack Caterham Graduate Championship (Mega Grad Class)**  
**QUALIFYING - RACE 6 - LAP ANALYSIS**

6 -	1:24.028	+ 3.834	12:07:13.206	13 -	1:20.865	+ 0.671	12:16:48.028
7 -	1:27.530	+ 7.336	12:08:40.736	14 -	<b>1:20.194</b>		<b>12:18:08.222</b>
<b>69</b>	<b>Dave MARSON</b>			Caterham 7			
1 -	1:32.368	+ 9.194	12:00:23.624	8 -	1:24.582	+ 1.408	12:10:23.277
2 -	1:26.169	+ 2.995	12:01:49.793	9 -	1:23.466	+ 0.292	12:11:46.743
3 -	1:25.155	+ 1.981	12:03:14.948	10 -	1:23.375	+ 0.201	12:13:10.118
4 -	1:26.283	+ 3.109	12:04:41.231	11 -	1:59.144 P	+ 35.970	12:15:09.262
5 -	1:24.771	+ 1.597	12:06:06.002	12 -	1:26.447	+ 3.273	12:16:35.709
6 -	1:24.525	+ 1.351	12:07:30.527	13 -	<b>1:23.174</b>		<b>12:17:58.883</b>
7 -	1:28.168	+ 4.994	12:08:58.695	14 -	1:23.246	+ 0.072	12:19:22.129

Car 25 - Transponder incorrectly mounted, please rectify.  
 Car 44 - Transponder not working - fix or you will be ignored in the race  
 Weather / Track : Drizzle / Damp

Snetterton  
 Circuit Length = 1.9520 miles  
 Start: 11:58 End: 12:19

# Easytrack Caterham Graduate Championship (Mega Grad Class)

## RACE 6 - GRID - AMENDED

ROW 15	1:26.553 62 Stephen PATTEMORE		
ROW 14		1:23.980 22 Peter MARSH	1:24.430 50 Iain MILLIGAN
ROW 13	1:23.527 38 Ian BRUNNING		1:23.636 43 John WAKE
ROW 12		1:23.174 69 Dave MARSON	1:23.309 14 Mark HEYWOOD
ROW 11	1:22.611 25 Keith PENNINGTON		1:23.123 46 Alwynn MORRIS
ROW 10		1:22.249 44 Kevin DODD	1:22.494 16 Mark HARRISON
ROW 9	1:21.581 10 Kim RAYMENT		1:21.885 52 Mike FESEMEYER
ROW 8		1:21.410 6 Tom OVERTON	1:21.544 54 Peter FRITH
ROW 7	1:20.734 4 Paul HUDSON		1:21.183 5 Nick FROST
ROW 6		1:20.622 37 Declan DOLAN	1:20.708 40 David SHAW
ROW 5	1:20.472 3 Adrian RUSSELL		1:20.514 21 Nicholas HARYETT
ROW 4		1:20.310 7 Paul MANYWEATHERS	1:20.425 17 Paul TURLEY
ROW 3	1:20.194 66 David PEARSON		1:20.227 8 Martin AMISON
ROW 2		1:19.827 11 Myles PACKMAN	1:19.861 12 Trevor CARVEY
ROW 1	1:19.606 1 Jamie ELLWOOD		1:19.798 24 Nigel SMITH

**Pole**



Snetterton  
Circuit Length = 1.9520 miles

**These results are provisional until the conclusion of any judicial and technical matters.**

Clerk of Course :		Timekeeper :
-------------------	--	--------------

# Easytrack Caterham Graduate Championship (Mega Grad Class)

## RACE 12 - GRID - AMENDED

ROW 15	1:27.072 62 Stephen PATTEMORE		
ROW 14		1:24.293 46 Alwynn MORRIS	1:24.975 50 Iain MILLIGAN
ROW 13	1:23.793 43 John WAKE		1:24.238 22 Peter MARSH
ROW 12		1:23.694 14 Mark HEYWOOD	1:23.719 38 Ian BRUNNING
ROW 11	1:23.246 69 Dave MARSON		1:23.303 16 Mark HARRISON
ROW 10		1:22.374 44 Kevin DODD	1:22.904 25 Keith PENNINGTON
ROW 9	1:21.967 54 Peter FRITH		1:22.139 52 Mike FESEMEYER
ROW 8		1:21.581 12 Trevor CARVEY	1:21.676 10 Kim RAYMENT
ROW 7	1:21.338 5 Nick FROST		1:21.473 6 Tom OVERTON
ROW 6		1:21.179 37 Declan DOLAN	1:21.202 7 Paul MANYWEATHERS
ROW 5	1:21.094 40 David SHAW		1:21.098 17 Paul TURLEY
ROW 4		1:20.859 66 David PEARSON	1:21.054 21 Nicholas HARYETT
ROW 3	1:20.678 24 Nigel SMITH		1:20.757 4 Paul HUDSON
ROW 2		1:20.550 8 Martin AMISON	1:20.570 1 Jamie ELLWOOD
ROW 1	1:20.510 11 Myles PACKMAN		1:20.527 3 Adrian RUSSELL

**Pole**

Snetterton  
Circuit Length = 1.9520 miles

**These results are provisional until the conclusion of any judicial and technical matters.**

Clerk of Course :		Timekeeper :
-------------------	--	--------------

# Lancaster Insurance MG Owners Club Championship

## QUALIFYING - RACE 9 - CLASSIFICATION

POS	NO	CL	NAME	ENTRY	TIME	ON	LAPS	GAP	DIFF	MPH
1	44	F	Martin WILLS	MG F	1:25.821	6	7			81.88
2	53	F	Mark BAKER	MG F	1:26.728	13	13	0.907	0.907	81.02
3	4	F	Ian EVANS	MG MGF	1:27.875	9	12	2.054	1.147	79.96
4	23	F	Paul SAVAGE	MG F VVC	1:28.060	12	13	2.239	0.185	79.79
5	10	Z	Nick GOLHAR	MG ZR	1:28.294	10	13	2.473	0.234	79.58
6	8	F	Paul WISBEY	MG F VVC	1:28.514	9	10	2.693	0.220	79.38
7	62	A	Sam SMITH	MG F	1:28.721	11	11	2.900	0.207	79.20
8	22	Z	Paul CLACKETT	MG ZS 160	1:28.783	7	13	2.962	0.062	79.14
9	27	F	Peter HIGTON	MG F	1:28.835	13	13	3.014	0.052	79.10
10	29	Z	Richard WATERMAN	MG ZR 160	1:28.944	8	9	3.123	0.109	79.00
11	42	F	Simon KENDRICK	MG F VVC	1:29.514	10	13	3.693	0.570	78.50
12	2	A	Jim BAYNAM	MG B Roadster	1:30.158	10	13	4.337	0.644	77.94
13	46	Z	Mark HALSALL	MG ZR 160	1:30.350	13	13	4.529	0.192	77.77
14	18	A	Malcolm HILL	MG B GT	1:30.791	6	11	4.970	0.441	77.39
15	66	A	Will SHARPE	MG Midget	1:31.038	12	13	5.217	0.247	77.18
16	12	A	Paul EALES	MG BGT	1:31.282	10	10	5.461	0.244	76.98
17	45	B	Harjinder BHAMBRA	MG ZS	1:31.346	13	13	5.525	0.064	76.92
18	34	F	Andrew OSBORNE	MG F	1:31.556	12	13	5.735	0.210	76.75
19	61	B	Bob KETT	MG B	1:32.170	9	13	6.349	0.614	76.24
20	28	A	Chris POLLARD	MG Midget	1:32.289	10	12	6.468	0.119	76.14
21	90	A	Philip CHURCHILL	MG B Roadster	1:33.204	3	11	7.383	0.915	75.39
22	25	A	Kevin BROADLEY	MG B GT	1:33.371	10	13	7.550	0.167	75.26
23	16	A	Paul WILLIAMS	MG B GT	1:34.339	9	12	8.518	0.968	74.48
24	9	A	Chris FLOOKS	MG B GT	1:34.803	7	9	8.982	0.464	74.12
25	55	B	Hardipak JOHAL	MG Maestro Efi	1:35.551	8	12	9.730	0.748	73.54
26	31	A	Peter HEAD	MG	1:35.867	6	12	10.046	0.316	73.30
27	52	I	Bob FISHER	MG B	1:37.676	11	12	11.855	1.809	71.94
28	15	A	Vincent HUNT	MG B	1:37.929	11	12	12.108	0.253	71.75
29	50	A	Gordon PUXTY	MG Midget	1:38.329	9	12	12.508	0.400	71.46
30	20	A	Samantha DYSON	MG MIDGET	1:38.394	8	12	12.573	0.065	71.41
31	26	Z	Dean SULLIVAN	MG ZR	1:40.694	2	5	14.873	2.300	69.78

Weather / Track : Cloudy / Dry

These results are provisional until the conclusion of any judicial and technical matters.

Snetterton

Circuit Length = 1.9520 miles

Start: 12:24 End: 12:46

Clerk of Course :

Timekeeper :

**Lancaster Insurance MG Owners Club Championship**  
**QUALIFYING - RACE 9 - LAP ANALYSIS**

<b>2</b>	<b>Jim BAYNAM</b>		A MG B Roadster				
1 -	1:45.875	+ 15.717	12:27:26.262	8 -	1:31.436	+ 1.278	12:38:18.371
2 -	1:35.287	+ 5.129	12:29:01.549	9 -	1:30.557	+ 0.399	12:39:48.928
3 -	1:34.668	+ 4.510	12:30:36.217	10 -	<b>1:30.158</b>		<b>12:41:19.086</b>
4 -	1:33.725	+ 3.567	12:32:09.942	11 -	1:36.423	+ 6.265	12:42:55.509
5 -	1:33.865	+ 3.707	12:33:43.807	12 -	1:30.792	+ 0.634	12:44:26.301
6 -	1:31.449	+ 1.291	12:35:15.256	13 -	1:31.278	+ 1.120	12:45:57.579
7 -	1:31.679	+ 1.521	12:36:46.935				
<b>4</b>	<b>Ian EVANS</b>		F MG MGF				
1 -	1:36.700	+ 8.825	12:27:03.277	7 -	1:28.732	+ 0.857	12:36:05.914
2 -	1:29.974	+ 2.099	12:28:33.251	8 -	1:28.964	+ 1.089	12:37:34.878
3 -	1:29.191	+ 1.316	12:30:02.442	9 -	<b>1:27.875</b>		<b>12:39:02.753</b>
4 -	1:35.296	+ 7.421	12:31:37.738	10 -	1:28.900	+ 1.025	12:40:31.653
5 -	1:30.360	+ 2.485	12:33:08.098	11 -	1:33.240	+ 5.365	12:42:04.893
6 -	1:29.084	+ 1.209	12:34:37.182	12 -	1:28.200	+ 0.325	12:43:33.093
<b>8</b>	<b>Paul WISBEY</b>		F MG F VVC				
1 -	1:51.040	+ 22.526	12:26:41.542	6 -	1:29.196	+ 0.682	12:34:12.505
2 -	1:32.346	+ 3.832	12:28:13.888	7 -	1:29.636	+ 1.122	12:35:42.141
3 -	1:29.482	+ 0.968	12:29:43.370	8 -	1:28.551	+ 0.037	12:37:10.692
4 -	1:29.560	+ 1.046	12:31:12.930	9 -	<b>1:28.514</b>		<b>12:38:39.206</b>
5 -	1:30.379	+ 1.865	12:32:43.309	10 -	1:28.923	+ 0.409	12:40:08.129
<b>9</b>	<b>Chris FLOOKS</b>		A MG B GT				
1 -	1:47.613	+ 12.810	12:27:12.679	6 -	1:36.288	+ 1.485	12:35:21.045
2 -	1:40.101	+ 5.298	12:28:52.780	7 -	<b>1:34.803</b>		<b>12:36:55.848</b>
3 -	1:37.030	+ 2.227	12:30:29.810	8 -	1:35.090	+ 0.287	12:38:30.938
4 -	1:37.650	+ 2.847	12:32:07.460	9 -	1:35.507	+ 0.704	12:40:06.445
5 -	1:37.297	+ 2.494	12:33:44.757				
<b>10</b>	<b>Nick GOLHAR</b>		Z MG ZR				
1 -	1:52.688	+ 24.394	12:27:37.992	8 -	1:29.146	+ 0.852	12:38:18.168
2 -	1:35.183	+ 6.889	12:29:13.175	9 -	1:29.269	+ 0.975	12:39:47.437
3 -	1:33.785	+ 5.491	12:30:46.960	10 -	<b>1:28.294</b>		<b>12:41:15.731</b>
4 -	1:31.303	+ 3.009	12:32:18.263	11 -	1:29.197	+ 0.903	12:42:44.928
5 -	1:30.912	+ 2.618	12:33:49.175	12 -	1:29.124	+ 0.830	12:44:14.052
6 -	1:30.059	+ 1.765	12:35:19.234	13 -	1:29.132	+ 0.838	12:45:43.184
7 -	1:29.788	+ 1.494	12:36:49.022				
<b>12</b>	<b>Paul EALES</b>		A MG BGT				
1 -	1:41.139	+ 9.857	12:26:47.447	6 -	1:32.193	+ 0.911	12:34:33.338
2 -	1:33.927	+ 2.645	12:28:21.374	7 -	1:33.106	+ 1.824	12:36:06.444
3 -	1:33.488	+ 2.206	12:29:54.862	8 -	2:16.745 P	+ 45.463	12:38:23.189
4 -	1:34.142	+ 2.860	12:31:29.004	9 -	1:34.986	+ 3.704	12:39:58.175
5 -	1:32.141	+ 0.859	12:33:01.145	10 -	<b>1:31.282</b>		<b>12:41:29.457</b>
<b>15</b>	<b>Vincent HUNT</b>		A MG B				
1 -	1:46.522	+ 8.593	12:26:46.387	7 -	1:40.984	+ 3.055	12:36:50.308
2 -	1:41.743	+ 3.814	12:28:28.130	8 -	1:39.851	+ 1.922	12:38:30.159
3 -	1:40.398	+ 2.469	12:30:08.528	9 -	1:38.419	+ 0.490	12:40:08.578
4 -	1:39.872	+ 1.943	12:31:48.400	10 -	1:42.157	+ 4.228	12:41:50.735
5 -	1:41.050	+ 3.121	12:33:29.450	11 -	<b>1:37.929</b>		<b>12:43:28.664</b>
6 -	1:39.874	+ 1.945	12:35:09.324	12 -	1:42.833	+ 4.904	12:45:11.497
<b>16</b>	<b>Paul WILLIAMS</b>		A MG B GT				
1 -	1:58.893	+ 24.554	12:26:54.884	7 -	1:34.646	+ 0.307	12:36:44.128
2 -	1:42.542	+ 8.203	12:28:37.426	8 -	1:39.727	+ 5.388	12:38:23.855
3 -	1:38.626	+ 4.287	12:30:16.052	9 -	<b>1:34.339</b>		<b>12:39:58.194</b>
4 -	1:39.243	+ 4.904	12:31:55.295	10 -	1:34.493	+ 0.154	12:41:32.687
5 -	1:37.840	+ 3.501	12:33:33.135	11 -	1:34.783	+ 0.444	12:43:07.470
6 -	1:36.347	+ 2.008	12:35:09.482	12 -	1:34.520	+ 0.181	12:44:41.990

Weather / Track : Cloudy / Dry

Snetterton  
Circuit Length = 1.9520 miles  
Start: 12:24 End: 12:46

Lancaster Insurance MG Owners Club Championship  
**QUALIFYING - RACE 9 - LAP ANALYSIS**

<b>18</b>	<b>Malcolm HILL</b>						A MG B GT	
1 -	1:44.544	+ 13.753	12:26:46.735	7 -	1:31.028	+ 0.237	12:36:02.427	
2 -	1:33.976	+ 3.185	12:28:20.711	8 -	1:33.938	+ 3.147	12:37:36.365	
3 -	1:33.148	+ 2.357	12:29:53.859	9 -	2:11.096 P	+ 40.305	12:39:47.461	
4 -	1:31.804	+ 1.013	12:31:25.663	10 -	1:37.893	+ 7.102	12:41:25.354	
5 -	1:34.945	+ 4.154	12:33:00.608	11 -	1:33.513	+ 2.722	12:42:58.867	
6 -	<b>1:30.791</b>		<b>12:34:31.399</b>					
<b>20</b>	<b>Samantha DYSON</b>						A MG MIDGET	
1 -	1:55.167	+ 16.773	12:27:08.405	7 -	1:42.538	+ 4.144	12:37:30.819	
2 -	1:48.477	+ 10.083	12:28:56.882	8 -	<b>1:38.394</b>		<b>12:39:09.213</b>	
3 -	1:43.117	+ 4.723	12:30:39.999	9 -	1:43.849	+ 5.455	12:40:53.062	
4 -	1:41.612	+ 3.218	12:32:21.611	10 -	1:42.833	+ 4.439	12:42:35.895	
5 -	1:44.626	+ 6.232	12:34:06.237	11 -	1:48.337	+ 9.943	12:44:24.232	
6 -	1:42.044	+ 3.650	12:35:48.281	12 -	1:41.855	+ 3.461	12:46:06.087	
<b>22</b>	<b>Paul CLACKETT</b>						Z MG ZS 160	
1 -	1:38.310	+ 9.527	12:26:52.597	8 -	1:30.087	+ 1.304	12:37:19.868	
2 -	1:29.930	+ 1.147	12:28:22.527	9 -	1:31.189	+ 2.406	12:38:51.057	
3 -	1:29.769	+ 0.986	12:29:52.296	10 -	1:29.612	+ 0.829	12:40:20.669	
4 -	1:29.610	+ 0.827	12:31:21.906	11 -	1:33.211	+ 4.428	12:41:53.880	
5 -	1:29.092	+ 0.309	12:32:50.998	12 -	1:30.133	+ 1.350	12:43:24.013	
6 -	1:30.000	+ 1.217	12:34:20.998	13 -	1:32.085	+ 3.302	12:44:56.098	
7 -	<b>1:28.783</b>		<b>12:35:49.781</b>					
<b>23</b>	<b>Paul SAVAGE</b>						F MG F VVC	
1 -	1:39.297	+ 11.237	12:27:09.945	8 -	1:29.194	+ 1.134	12:37:33.244	
2 -	1:31.295	+ 3.235	12:28:41.240	9 -	1:28.592	+ 0.532	12:39:01.836	
3 -	1:28.453	+ 0.393	12:30:09.693	10 -	1:28.814	+ 0.754	12:40:30.650	
4 -	1:28.894	+ 0.834	12:31:38.587	11 -	1:29.259	+ 1.199	12:41:59.909	
5 -	1:28.551	+ 0.491	12:33:07.138	12 -	<b>1:28.060</b>		<b>12:43:27.969</b>	
6 -	1:28.760	+ 0.700	12:34:35.898	13 -	1:30.759	+ 2.699	12:44:58.728	
7 -	1:28.152	+ 0.092	12:36:04.050					
<b>25</b>	<b>Kevin BROADLEY</b>						A MG B GT	
1 -	1:45.606	+ 12.235	12:26:55.485	8 -	1:34.181	+ 0.810	12:38:04.722	
2 -	1:38.115	+ 4.744	12:28:33.600	9 -	1:34.943	+ 1.572	12:39:39.665	
3 -	1:35.963	+ 2.592	12:30:09.563	10 -	<b>1:33.371</b>		<b>12:41:13.036</b>	
4 -	1:35.563	+ 2.192	12:31:45.126	11 -	1:34.042	+ 0.671	12:42:47.078	
5 -	1:34.857	+ 1.486	12:33:19.983	12 -	1:34.653	+ 1.282	12:44:21.731	
6 -	1:35.637	+ 2.266	12:34:55.620	13 -	1:34.195	+ 0.824	12:45:55.926	
7 -	1:34.921	+ 1.550	12:36:30.541					
<b>26</b>	<b>Dean SULLIVAN</b>						Z MG ZR	
1 -	1:54.560	+ 13.866	12:27:41.208	4 -	4:11.656 P	+ 2:30.962	12:35:21.157	
2 -	<b>1:40.694</b>		<b>12:29:21.902</b>	5 -	1:47.427	+ 6.733	12:37:08.584	
3 -	1:47.599	+ 6.905	12:31:09.501					
<b>27</b>	<b>Peter HIGTON</b>						F MG F	
1 -	1:53.927	+ 25.092	12:26:39.133	8 -	1:31.884	+ 3.049	12:37:16.889	
2 -	1:30.274	+ 1.439	12:28:09.407	9 -	1:30.907	+ 2.072	12:38:47.796	
3 -	1:29.730	+ 0.895	12:29:39.137	10 -	1:29.400	+ 0.565	12:40:17.196	
4 -	1:29.876	+ 1.041	12:31:09.013	11 -	1:29.266	+ 0.431	12:41:46.462	
5 -	1:31.232	+ 2.397	12:32:40.245	12 -	1:29.463	+ 0.628	12:43:15.925	
6 -	1:29.064	+ 0.229	12:34:09.309	13 -	<b>1:28.835</b>		<b>12:44:44.760</b>	
7 -	1:35.696	+ 6.861	12:35:45.005					
<b>28</b>	<b>Chris POLLARD</b>						A MG Midget	
1 -	1:47.701	+ 15.412	12:26:40.559	7 -	1:33.310	+ 1.021	12:36:14.223	
2 -	1:35.838	+ 3.549	12:28:16.397	8 -	1:33.357	+ 1.068	12:37:47.580	
3 -	1:36.464	+ 4.175	12:29:52.861	9 -	1:32.935	+ 0.646	12:39:20.515	
4 -	1:35.719	+ 3.430	12:31:28.580	10 -	<b>1:32.289</b>		<b>12:40:52.804</b>	

Weather / Track : Cloudy / Dry

Snetterton  
 Circuit Length = 1.9520 miles  
 Start: 12:24 End: 12:46

**Lancaster Insurance MG Owners Club Championship**  
**QUALIFYING - RACE 9 - LAP ANALYSIS**

5 -	1:38.308	+ 6.019	12:33:06.888	11 -	2:09.890	+ 37.601	12:43:02.694
6 -	1:34.025	+ 1.736	12:34:40.913	12 -	1:34.965	+ 2.676	12:44:37.659
<b>29</b>	<b>Richard WATERMAN</b>		Z	MG ZR 160			
1 -	1:41.154	+ 12.210	12:26:49.443	6 -	1:29.852	+ 0.908	12:34:26.954
2 -	1:34.400	+ 5.456	12:28:23.843	7 -	1:30.415	+ 1.471	12:35:57.369
3 -	1:31.770	+ 2.826	12:29:55.613	8 -	<b>1:28.944</b>		<b>12:37:26.313</b>
4 -	1:30.664	+ 1.720	12:31:26.277	9 -	1:29.486	+ 0.542	12:38:55.799
5 -	1:30.825	+ 1.881	12:32:57.102				
<b>31</b>	<b>Peter HEAD</b>		A	MG			
1 -	1:45.835	+ 9.968	12:27:04.772	7 -	1:37.440	+ 1.573	12:36:52.080
2 -	1:38.950	+ 3.083	12:28:43.722	8 -	1:36.547	+ 0.680	12:38:28.627
3 -	1:37.443	+ 1.576	12:30:21.165	9 -	1:37.340	+ 1.473	12:40:05.967
4 -	1:40.278	+ 4.411	12:32:01.443	10 -	1:38.586	+ 2.719	12:41:44.553
5 -	1:37.330	+ 1.463	12:33:38.773	11 -	1:37.963	+ 2.096	12:43:22.516
6 -	<b>1:35.867</b>		<b>12:35:14.640</b>	12 -	1:36.131	+ 0.264	12:44:58.647
<b>34</b>	<b>Andrew OSBORNE</b>		F	MG F			
1 -	1:55.356	+ 23.800	12:26:42.991	8 -	1:33.374	+ 1.818	12:37:38.556
2 -	1:34.382	+ 2.826	12:28:17.373	9 -	1:32.120	+ 0.564	12:39:10.676
3 -	1:34.086	+ 2.530	12:29:51.459	10 -	1:32.463	+ 0.907	12:40:43.139
4 -	1:33.315	+ 1.759	12:31:24.774	11 -	1:32.986	+ 1.430	12:42:16.125
5 -	1:33.814	+ 2.258	12:32:58.588	12 -	<b>1:31.556</b>		<b>12:43:47.681</b>
6 -	1:33.627	+ 2.071	12:34:32.215	13 -	1:31.908	+ 0.352	12:45:19.589
7 -	1:32.967	+ 1.411	12:36:05.182				
<b>42</b>	<b>Simon KENDRICK</b>		F	MG F VVC			
1 -	1:54.119	+ 24.605	12:26:40.585	8 -	1:30.551	+ 1.037	12:37:18.609
2 -	1:32.061	+ 2.547	12:28:12.646	9 -	1:30.270	+ 0.756	12:38:48.879
3 -	1:29.970	+ 0.456	12:29:42.616	10 -	<b>1:29.514</b>		<b>12:40:18.393</b>
4 -	1:32.009	+ 2.495	12:31:14.625	11 -	1:32.170	+ 2.656	12:41:50.563
5 -	1:31.440	+ 1.926	12:32:46.065	12 -	1:30.214	+ 0.700	12:43:20.777
6 -	1:31.818	+ 2.304	12:34:17.883	13 -	1:36.321	+ 6.807	12:44:57.098
7 -	1:30.175	+ 0.661	12:35:48.058				
<b>44</b>	<b>Martin WILLS</b>		F	MG F			
1 -	2:02.498	+ 36.677	12:26:38.449	5 -	1:26.025	+ 0.204	12:32:33.189
2 -	1:32.670	+ 6.849	12:28:11.119	6 -	<b>1:25.821</b>		<b>12:33:59.010</b>
3 -	1:28.599	+ 2.778	12:29:39.718	7 -	1:26.536	+ 0.715	12:35:25.546
4 -	1:27.446	+ 1.625	12:31:07.164				
<b>45</b>	<b>Harjinder BHAMBRA</b>		B	MG ZS			
1 -	1:41.187	+ 9.841	12:27:15.847	8 -	1:31.694	+ 0.348	12:38:06.347
2 -	1:35.437	+ 4.091	12:28:51.284	9 -	1:32.108	+ 0.762	12:39:38.455
3 -	1:33.078	+ 1.732	12:30:24.362	10 -	1:32.791	+ 1.445	12:41:11.246
4 -	1:32.760	+ 1.414	12:31:57.122	11 -	1:32.912	+ 1.566	12:42:44.158
5 -	1:33.084	+ 1.738	12:33:30.206	12 -	1:33.784	+ 2.438	12:44:17.942
6 -	1:32.331	+ 0.985	12:35:02.537	13 -	<b>1:31.346</b>		<b>12:45:49.288</b>
7 -	1:32.116	+ 0.770	12:36:34.653				
<b>46</b>	<b>Mark HALSALL</b>		Z	MG ZR 160			
1 -	1:41.060	+ 10.710	12:27:09.660	8 -	1:30.779	+ 0.429	12:37:55.526
2 -	1:34.015	+ 3.665	12:28:43.675	9 -	1:31.240	+ 0.890	12:39:26.766
3 -	1:33.267	+ 2.917	12:30:16.942	10 -	1:31.258	+ 0.908	12:40:58.024
4 -	1:32.982	+ 2.632	12:31:49.924	11 -	1:31.604	+ 1.254	12:42:29.628
5 -	1:32.049	+ 1.699	12:33:21.973	12 -	1:30.645	+ 0.295	12:44:00.273
6 -	1:31.323	+ 0.973	12:34:53.296	13 -	<b>1:30.350</b>		<b>12:45:30.623</b>
7 -	1:31.451	+ 1.101	12:36:24.747				
<b>50</b>	<b>Gordon PUXTY</b>		A	MG Midget			
1 -	1:53.198	+ 14.869	12:26:58.043	7 -	1:40.791	+ 2.462	12:37:11.230
2 -	1:43.131	+ 4.802	12:28:41.174	8 -	1:39.929	+ 1.600	12:38:51.159

Weather / Track : Cloudy / Dry

Snetterton  
 Circuit Length = 1.9520 miles  
 Start: 12:24 End: 12:46

**Lancaster Insurance MG Owners Club Championship**  
**QUALIFYING - RACE 9 - LAP ANALYSIS**

3 -	1:41.880	+ 3.551	12:30:23.054	9 -	<b>1:38.329</b>		<b>12:40:29.488</b>
4 -	1:44.606	+ 6.277	12:32:07.660	10 -	1:57.012	+ 18.683	12:42:26.500
5 -	1:40.392	+ 2.063	12:33:48.052	11 -	1:38.406	+ 0.077	12:44:04.906
6 -	1:42.387	+ 4.058	12:35:30.439	12 -	1:39.103	+ 0.774	12:45:44.009
<b>52</b>	<b>Bob FISHER</b> I MG B						
1 -	1:54.132	+ 16.456	12:27:42.775	7 -	1:39.219	+ 1.543	12:37:44.350
2 -	1:40.689	+ 3.013	12:29:23.464	8 -	1:37.783	+ 0.107	12:39:22.133
3 -	1:40.343	+ 2.667	12:31:03.807	9 -	1:38.322	+ 0.646	12:41:00.455
4 -	1:40.291	+ 2.615	12:32:44.098	10 -	1:39.235	+ 1.559	12:42:39.690
5 -	1:41.097	+ 3.421	12:34:25.195	11 -	<b>1:37.676</b>		<b>12:44:17.366</b>
6 -	1:39.936	+ 2.260	12:36:05.131	12 -	1:38.088	+ 0.412	12:45:55.454
<b>53</b>	<b>Mark BAKER</b> F MG F						
1 -	1:35.099	+ 8.371	12:26:54.736	8 -	1:27.363	+ 0.635	12:37:11.683
2 -	1:29.029	+ 2.301	12:28:23.765	9 -	2:26.974 P	+ 1:00.246	12:39:38.657
3 -	1:29.695	+ 2.967	12:29:53.460	10 -	1:30.439	+ 3.711	12:41:09.096
4 -	1:27.338	+ 0.610	12:31:20.798	11 -	1:30.068	+ 3.340	12:42:39.164
5 -	1:27.852	+ 1.124	12:32:48.650	12 -	1:27.028	+ 0.300	12:44:06.192
6 -	1:26.824	+ 0.096	12:34:15.474	13 -	<b>1:26.728</b>		<b>12:45:32.920</b>
7 -	1:28.846	+ 2.118	12:35:44.320				
<b>55</b>	<b>Hardipak JOHAL</b> B MG Maestro Efi						
1 -	1:45.536	+ 9.985	12:27:22.080	7 -	1:38.232	+ 2.681	12:37:39.564
2 -	1:40.028	+ 4.477	12:29:02.108	8 -	<b>1:35.551</b>		<b>12:39:15.115</b>
3 -	1:47.322	+ 11.771	12:30:49.430	9 -	1:35.979	+ 0.428	12:40:51.094
4 -	1:53.937	+ 18.386	12:32:43.367	10 -	1:37.996	+ 2.445	12:42:29.090
5 -	1:40.566	+ 5.015	12:34:23.933	11 -	1:37.063	+ 1.512	12:44:06.153
6 -	1:37.399	+ 1.848	12:36:01.332	12 -	1:35.903	+ 0.352	12:45:42.056
<b>61</b>	<b>Bob KETT</b> B MG B						
1 -	1:40.474	+ 8.304	12:26:57.824	8 -	1:33.979	+ 1.809	12:37:55.950
2 -	1:34.325	+ 2.155	12:28:32.149	9 -	<b>1:32.170</b>		<b>12:39:28.120</b>
3 -	1:34.052	+ 1.882	12:30:06.201	10 -	1:32.606	+ 0.436	12:41:00.726
4 -	1:34.455	+ 2.285	12:31:40.656	11 -	1:36.863	+ 4.693	12:42:37.589
5 -	1:33.024	+ 0.854	12:33:13.680	12 -	1:33.912	+ 1.742	12:44:11.501
6 -	1:35.432	+ 3.262	12:34:49.112	13 -	1:33.979	+ 1.809	12:45:45.480
7 -	1:32.859	+ 0.689	12:36:21.971				
<b>62</b>	<b>Sam SMITH</b> A MG F						
1 -	1:50.208	+ 21.487	12:27:13.435	7 -	1:30.013	+ 1.292	12:39:51.181
2 -	1:36.678	+ 7.957	12:28:50.113	8 -	1:29.115	+ 0.394	12:41:20.296
3 -	1:33.551	+ 4.830	12:30:23.664	9 -	1:31.701	+ 2.980	12:42:51.997
4 -	4:46.466 P	+ 3:17.745	12:35:10.130	10 -	1:29.787	+ 1.066	12:44:21.784
5 -	1:38.251	+ 9.530	12:36:48.381	11 -	<b>1:28.721</b>		<b>12:45:50.505</b>
6 -	1:32.787	+ 4.066	12:38:21.168				
<b>66</b>	<b>Will SHARPE</b> A MG Midget						
1 -	1:48.500	+ 17.462	12:26:36.921	8 -	1:32.538	+ 1.500	12:37:27.910
2 -	1:34.778	+ 3.740	12:28:11.699	9 -	1:31.463	+ 0.425	12:38:59.373
3 -	1:32.926	+ 1.888	12:29:44.625	10 -	1:34.305	+ 3.267	12:40:33.678
4 -	1:32.989	+ 1.951	12:31:17.614	11 -	1:33.393	+ 2.355	12:42:07.071
5 -	1:32.229	+ 1.191	12:32:49.843	12 -	<b>1:31.038</b>		<b>12:43:38.109</b>
6 -	1:33.274	+ 2.236	12:34:23.117	13 -	1:31.351	+ 0.313	12:45:09.460
7 -	1:32.255	+ 1.217	12:35:55.372				
<b>90</b>	<b>Philip CHURCHILL</b> A MG B Roadster						
1 -	1:44.349	+ 11.145	12:27:17.008	7 -	1:33.972	+ 0.768	12:36:44.489
2 -	1:35.786	+ 2.582	12:28:52.794	8 -	1:35.751	+ 2.547	12:38:20.240
3 -	<b>1:33.204</b>		<b>12:30:25.998</b>	9 -	1:56.700	+ 23.496	12:40:16.940
4 -	1:36.569	+ 3.365	12:32:02.567	10 -	1:33.582	+ 0.378	12:41:50.522
5 -	1:34.264	+ 1.060	12:33:36.831	11 -	1:34.267	+ 1.063	12:43:24.789
6 -	1:33.686	+ 0.482	12:35:10.517				

Weather / Track : Cloudy / Dry

Snetterton  
Circuit Length = 1.9520 miles  
Start: 12:24 End: 12:46

# Lancaster Insurance MG Owners Club Championship

## RACE 9 - GRID

ROW 16		1:40.694 26 Dean SULLIVAN	
ROW 15	1:38.329 50 Gordon PUXTY		1:38.394 20 Samantha DYSON
ROW 14		1:37.676 52 Bob FISHER	1:37.929 15 Vincent HUNT
ROW 13	1:35.551 55 Hardipak JOHAL		1:35.867 31 Peter HEAD
ROW 12		1:34.339 16 Paul WILLIAMS	1:34.803 9 Chris FLOOKS
ROW 11	1:33.204 90 Philip CHURCHILL		1:33.371 25 Kevin BROADLEY
ROW 10		1:32.170 61 Bob KETT	1:32.289 28 Chris POLLARD
ROW 9	1:31.346 45 Harjinder BHAMBRA		1:31.556 34 Andrew OSBORNE
ROW 8		1:31.038 66 Will SHARPE	1:31.282 12 Paul EALES
ROW 7	1:30.350 46 Mark HALSALL		1:30.791 18 Malcolm HILL
ROW 6		1:29.514 42 Simon KENDRICK	1:30.158 2 Jim BAYNAM
ROW 5	1:28.835 27 Peter HIGTON		1:28.944 29 Richard WATERMAN
ROW 4		1:28.721 62 Sam SMITH	1:28.783 22 Paul CLACKETT
ROW 3	1:28.294 10 Nick GOLHAR		1:28.514 8 Paul WISBEY
ROW 2		1:27.875 4 Ian EVANS	1:28.060 23 Paul SAVAGE
ROW 1	1:25.821 44 Martin WILLS		1:26.728 53 Mark BAKER

**Pole**

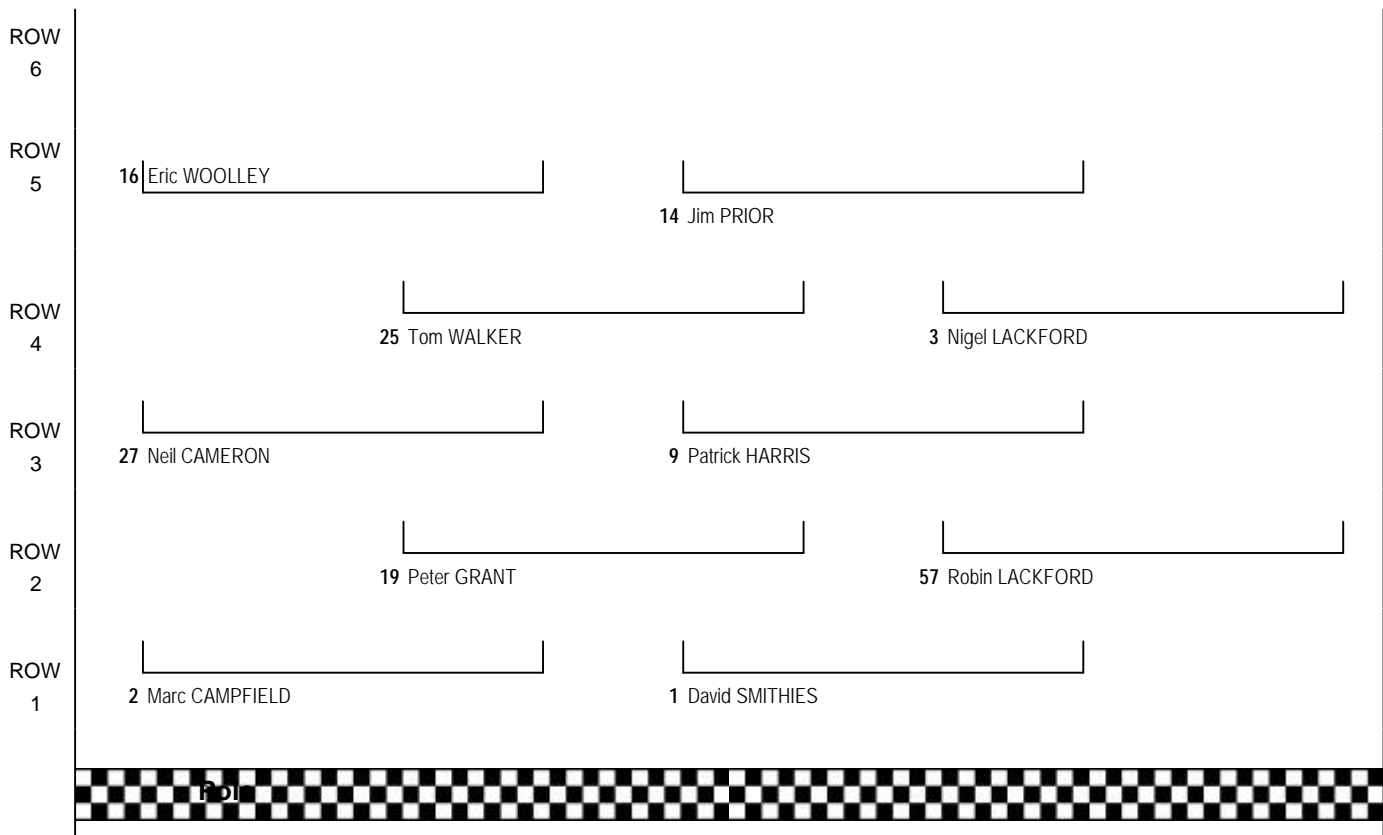
Snetterton  
Circuit Length = 1.9520 miles

**These results are provisional until the conclusion of any judicial and technical matters.**

Clerk of Course :		Timekeeper :
-------------------	--	--------------

# Lackford Engineering Austin Healey Club Championship

## RACE 1 - GRID - RESTART



Snetterton  
Circuit Length = 1.9520 miles

Clerk of Course :

Timekeeper :

# Lackford Engineering Austin Healey Club Championship

## RACE 1 - CLASSIFICATION

POS	NO	CL	NAME	ENTRY	LAPS	TIME	GAP	DIFF	MPH	BEST	ON
1	2	G	<b>Marc CAMPFIELD</b>	Austin Healey 3000 MK 2	10	15:10.816			77.15	1:28.302	7
2	1	B	<b>David SMITHIES</b>	Austin Healey 3000	10	15:21.404	<b>10.588</b>	10.588	76.26	1:28.366	10
3	16	B	<b>Eric WOOLLEY</b>	Austin Healey 3000	10	16:04.985	<b>54.169</b>	43.581	72.82	1:32.873	9
4	19	B	<b>Peter GRANT</b>	Austin Healey 3000	10	16:06.188	<b>55.372</b>	1.203	72.73	1:32.292	10
5	25	B	<b>Tom WALKER</b>	Austin Healey 3000 Mk1	10	16:16.787	<b>1:05.971</b>	10.599	71.94	1:34.131	8
6	27	D	<b>Neil CAMERON</b>	Austin Healey Arkley Sprite	10	16:48.956	<b>1:38.140</b>	32.169	69.64	1:37.875	9
7	9	E	<b>Patrick HARRIS</b>	Austin Healey Sprite	9	15:21.013	<b>1 lap</b>	1 lap	68.66	1:37.793	9
8	14	D	<b>Jim PRIOR</b>	Austin Healey Sprite	9	16:22.876	<b>1 lap</b>	1:01.863	64.34	1:44.104	9

### NOT CLASSIFIED

<i>DNF</i>	3	D	<b>Nigel LACKFORD</b>	Austin Healey Sprite	0						
<i>DNF</i>	12	E	<b>Drew CAMERON</b>	Austin Healey Frogeye Sprite	0						
<i>DNF</i>	57	E	<b>Robin LACKFORD</b>	Austin Healey Frogeye SpritE	0						

### FASTEST LAP

2	G	<b>Marc CAMPFIELD</b>	Austin Healey 3000 MK 2	7	1:28.302	79.58 mph	128.07 kph
1	B	<b>David SMITHIES</b>	Austin Healey 3000	10	1:28.366	79.52 mph	127.97 kph
9	E	<b>Patrick HARRIS</b>	Austin Healey Sprite	9	1:37.793	71.85 mph	115.64 kph
27	D	<b>Neil CAMERON</b>	Austin Healey Arkley Sprite	9	1:37.875	71.79 mph	115.54 kph

Weather / Track : Cloudy / Drying

These results are provisional until the conclusion of any judicial and technical matters.

Snetterton

Circuit Length = 1.9520 miles

Start: 14:16 End: 14:32

Clerk of Course :

Timekeeper :

# Lackford Engineering Austin Healey Club Championship

## RACE 1 - LAP CHART

Lap 1			Lap 2			Lap 3			Lap 4			Lap 5		
No	Behind	Laptime	No	Behind	Laptime	No	Behind	Laptime	No	Behind	Laptime	No	Behind	Laptime
2		1:37.482	2		1:32.740	2		1:32.416	2		1:31.062	2		1:30.003
1	3.513	1:40.995	1	5.209	1:34.436	1	6.809	1:34.016	1	7.818	1:32.071	1	8.787	1:30.972
19	6.202	1:43.684	16	10.203	1:36.727	16	14.481	1:36.694	16	18.780	1:35.361	16	34.191	1:45.414
16	6.216	1:43.698	19	13.706	1:40.244	19	21.944	1:40.654	19	28.714	1:37.832	19	35.023	1:36.312
25	8.454	1:45.936	25	15.993	1:40.279	25	23.826	1:40.249	25	30.731	1:37.967	25	37.599	1:36.871
27	11.469	1:48.951	27	19.270	1:40.541	27	27.999	1:41.145	27	36.917	1:39.980	27	46.268	1:39.354
9	14.469	1:51.951	9	27.252	1:45.523	9	39.770	1:44.934	9	51.828	1:43.120	9	1:03.672	1:41.847
14	17.438	1:54.920	14	30.222	1:45.524	14	46.822	1:49.016	14	1:18.889	2:03.129			

Weather / Track : Cloudy / Drying

Snetterton  
 Circuit Length = 1.9520 miles  
 Start: 14:16 End: 14:32

# Lackford Engineering Austin Healey Club Championship

## RACE 1 - LAP CHART

Lap 6			Lap 7			Lap 8			Lap 9			Lap 10		
No	Behind	Laptime	No	Behind	Laptime	No	Behind	Laptime	No	Behind	Laptime	No	Behind	Laptime
2		1:29.579	2		1:28.302	2		1:28.869	2		1:29.060	2		1:31.303
14	1 LAP	1:48.046	1	11.416	1:30.304	1	13.027	1:30.480	9	1 LAP	1:38.139	9	1 LAP	1:37.793
1	9.414	1:30.206	14	1 LAP	1:47.033	14	1 LAP	1:44.271	1	13.525	1:29.558	1	10.588	1:28.366
16	38.544	1:33.932	16	43.899	1:33.657	16	47.959	1:32.929	16	51.772	1:32.873	16	54.169	1:33.700
19	40.012	1:34.568	19	45.495	1:33.785	19	50.043	1:33.417	19	54.383	1:33.400	19	55.372	1:32.292
25	43.879	1:35.859	25	50.892	1:35.315	25	56.154	1:34.131	14	1 LAP	1:46.833	25	1:05.971	1:35.005
27	56.755	1:40.066	27	1:09.218	1:40.765	27	1:18.316	1:37.967	25	1:02.269	1:35.175	14	1 LAP	1:44.104
9	1:13.912	1:39.819	9	1:23.497	1:37.887				27	1:27.131	1:37.875	27	1:38.140	1:42.312

Weather / Track : Cloudy / Drying

Snetterton  
 Circuit Length = 1.9520 miles  
 Start: 14:16 End: 14:32

# Easytrack Caterham Graduate Championship (Super Grad Class)

## RACE 2 - CLASSIFICATION

POS	NO	CL	NAME	ENTRY	LAPS	TIME	GAP	DIFF	MPH	BEST	ON
1	109		James SIBBET	Caterham 7	15	20:53.085			84.11	1:21.584	11
2	148		Daniel MALKIN	Caterham 7	15	21:00.424	7.339	7.339	83.62	1:21.849	10
3	103		Mick WHITEHEAD	Caterham 7	15	21:10.153	17.068	9.729	82.98	1:22.279	9
4	107		Neil SHINNER	Caterham 7	15	21:12.859	19.774	2.706	82.81	1:21.584	13
5	190		David PEARCE	Caterham 7	15	21:12.924	19.839	0.065	82.80	1:22.231	13
6	105		Jamie WARING	Caterham 7	15	21:19.012	25.927	6.088	82.41	1:22.049	9
7	120 S		Reece SOMERFIELD	Caterham 7	15	21:19.044	25.959	0.032	82.41	1:22.029	12
8	110		Dylan STANLEY	Caterham 7	15	21:19.299	26.214	0.255	82.39	1:21.915	12
9	118		Andy SKINNER	Caterham 7	15	21:20.978	27.893	1.679	82.28	1:22.385	12
10	108		Gareth CORDEY	Caterham 7	15	21:22.460	29.375	1.482	82.19	1:22.772	9
11	159		Andy MOLSOM	Caterham 7	15	21:28.508	35.423	6.048	81.80	1:22.903	13
12	186		James SYKES	Caterham 7	15	21:32.017	38.932	3.509	81.58	1:22.113	9
13	139		Mark GREGORY	Caterham 7	15	21:44.733	51.648	12.716	80.78	1:23.952	12
14	188		Chris ROME	Caterham 7	15	21:46.514	53.429	1.781	80.67	1:23.649	12
15	170		James POTTER	Caterham 7	15	21:47.038	53.953	0.524	80.64	1:23.595	9
16	71		Martin COLLIER	Caterham 7	15	21:47.569	54.484	0.531	80.61	1:23.003	12
17	125		Stephen HIRONS	Caterham 7	15	21:48.280	55.195	0.711	80.56	1:23.631	15
18	128		Martin KAY	Caterham 7	15	21:51.645	58.560	3.365	80.36	1:23.612	14
19	176		Andrew REDD	Caterham 7	15	21:56.667	1:03.582	5.022	80.05	1:24.971	9
20	123		Sean MIGHALL	Caterham 7	15	21:59.734	1:06.649	3.067	79.86	1:24.290	14
21	122		Martin GEE	Caterham 7	15	22:09.444	1:16.359	9.710	79.28	1:24.955	12
22	146		Nick PANCISI	Caterham 7	14	20:55.814	1 lap	1 lap	78.33	1:24.441	14
23	180		James BATCHELOR	Caterham 7	14	21:01.082	1 lap	5.268	78.01	1:25.751	14
24	130 S		Andrew HAYTER	Caterham 7	14	21:07.902	1 lap	6.820	77.59	1:26.289	11
25	111		Yolande HUMPHREYS	Caterham 7	14	21:07.905	1 lap	0.003	77.59	1:27.152	12
26	133		Jonathan MILLER	Caterham 7	14	21:08.653	1 lap	0.748	77.54	1:27.785	10
27	142 S		Ian DYBLE	Caterham 7	14	21:08.934	1 lap	0.281	77.52	1:27.304	10
28	136 S		John GIL	Caterham 7	14	21:09.291	1 lap	0.357	77.50	1:26.490	11
29	164		Paul ELLIOTT	Caterham 7	14	21:49.567	1 lap	40.276	75.12	1:28.216	11
30	113		Martyn LEWIS	Caterham 7	14	21:51.534	1 lap	1.967	75.01	1:28.662	14
31	160		Peter HUGHES	Caterham 7	14	21:57.258	1 lap	5.724	74.68	1:29.609	11
32	112		Steve HUMPHREYS	Caterham 7	13	21:46.730	2 laps	1 lap	69.90	1:24.331	8
NOT CLASSIFIED											
DNF	132 S		Ian ANDERSON	Caterham 7	1	1:41.933	14 laps	12 laps	68.93		
DNF	172		Toby BRIANT	Caterham 7	1	1:42.863	14 laps	0.930	68.31		
DNF	126		Chris WILLIAMS	Caterham 7	1	1:44.181	14 laps	1.318	67.45		
FASTEST LAP											
	109		James SIBBET	Caterham 7	11	1:21.584		86.13 mph		138.61 kph	
	107		Neil SHINNER	Caterham 7	13	1:21.584		86.13 mph		138.61 kph	
	120 S		Reece SOMERFIELD	Caterham 7	12	1:22.029		85.66 mph		137.86 kph	

Weather / Track : Cloudy / Dry

These results are provisional until the conclusion of any judicial and technical matters.

Snetterton

Circuit Length = 1.9520 miles

Start: 14:42 End: 15:05

Clerk of Course :

Timekeeper :

# Easytrack Caterham Graduate Championship (Super Grad Class)

## RACE 2 - LAP CHART

Lap 1			Lap 2			Lap 3			Lap 4			Lap 5		
No	Behind	Laptime	No	Behind	Laptime	No	Behind	Laptime	No	Behind	Laptime	No	Behind	Laptime
148		1:34.955	109		1:26.057	109		1:24.396	109		1:23.155	109		1:22.439
109	0.177	1:35.132	148	0.160	1:26.394	148	0.933	1:25.169	148	0.880	1:23.102	148	1.123	1:22.682
103	2.588	1:37.543	107	3.477	1:26.598	103	5.240	1:25.719	103	7.006	1:24.921	103	8.742	1:24.175
105	2.640	1:37.595	103	3.917	1:27.563	105	6.803	1:27.054	105	8.799	1:25.151	105	11.675	1:25.315
107	3.113	1:38.068	105	4.145	1:27.739	120	6.875	1:26.636	120	8.933	1:25.213	110	11.725	1:24.621
108	4.288	1:39.243	120	4.635	1:26.262	107	6.883	1:27.802	110	9.543	1:25.803	120	11.930	1:25.436
110	4.560	1:39.515	108	5.389	1:27.335	110	6.895	1:25.775	107	9.710	1:25.982	107	12.152	1:24.881
120	4.607	1:39.562	110	5.516	1:27.190	108	7.998	1:27.005	118	10.526	1:25.272	118	12.894	1:24.807
186	4.891	1:39.846	186	6.410	1:27.753	118	8.409	1:26.122	108	11.001	1:26.158	190	13.047	1:23.622
118	5.559	1:40.514	118	6.683	1:27.358	186	8.701	1:26.687	186	11.559	1:26.013	108	13.824	1:25.262
159	5.743	1:40.698	159	8.006	1:28.497	159	10.755	1:27.145	190	11.864	1:23.503	186	14.369	1:25.249
139	5.773	1:40.728	139	9.489	1:29.950	190	11.516	1:25.550	159	13.607	1:26.007	159	15.992	1:24.824
132	6.978	1:41.933	190	10.362	1:28.361	139	13.441	1:28.348	139	17.325	1:27.039	112	2 LAPS	3:54.409 P
112	6.997	1:41.952	176	13.424	1:30.434	170	15.777	1:26.463	170	17.609	1:24.987	170	22.535	1:27.365
172	7.908	1:42.863	170	13.710	1:31.644	176	17.278	1:28.250	176	20.879	1:26.756	139	22.634	1:27.748
123	8.015	1:42.970	128	14.919	1:31.223	128	19.560	1:29.037	128	24.527	1:28.122	176	25.541	1:27.101
190	8.235	1:43.190	71	16.450	1:32.083	125	21.966	1:28.981	188	25.693	1:26.458	128	28.081	1:25.993
170	8.300	1:43.255	125	17.381	1:32.561	71	22.319	1:30.265	125	25.896	1:27.085	188	28.887	1:25.633
176	9.224	1:44.179	188	18.275	1:33.335	188	22.390	1:28.511	71	26.604	1:27.440	125	29.247	1:25.790
126	9.226	1:44.181	111	19.481	1:34.675	122	26.366	1:29.798	122	32.228	1:29.017	71	30.137	1:25.972
146	9.808	1:44.763	142	19.727	1:34.141	111	26.458	1:31.373	111	33.961	1:30.658	122	39.009	1:29.220
128	9.930	1:44.885	136	20.225	1:34.013	142	27.443	1:32.112	142	34.177	1:29.889	123	39.114	1:27.036
71	10.601	1:45.556	122	20.964	1:32.434	123	27.961	1:30.067	123	34.517	1:29.711	111	40.915	1:29.393
111	11.040	1:45.995	180	22.208	1:35.705	136	27.995	1:32.166	133	35.284	1:28.957	142	41.498	1:29.760
125	11.054	1:46.009	123	22.290	1:40.509	180	28.600	1:30.788	136	36.122	1:31.282	133	41.693	1:28.848
188	11.174	1:46.129	133	23.552	1:33.808	133	29.482	1:30.326	180	36.255	1:30.810	180	41.925	1:28.109
142	11.820	1:46.775	130	27.776	1:41.362	130	34.828	1:31.448	130	42.778	1:31.105	136	42.959	1:29.276
136	12.446	1:47.401	160	29.383	1:39.406	146	41.195	1:33.699	146	47.634	1:29.594	130	50.211	1:29.872
130	12.648	1:47.603	164	30.120	1:39.441	160	42.025	1:37.038	160	52.726	1:33.856	146	53.049	1:27.854
180	12.737	1:47.692	113	31.743	1:40.638	113	42.282	1:34.935	113	52.857	1:33.730	113	1:02.272	1:31.854
122	14.764	1:49.719	146	31.892	1:48.318	164	43.278	1:37.554	164	53.733	1:33.610	160	1:04.008	1:33.721
133	15.978	1:50.933	112	35.614	1:54.851							164	1:04.604	1:33.310
160	16.211	1:51.166												
164	16.913	1:51.868												
113	17.339	1:52.294												

Weather / Track : Cloudy / Dry

Snetterton  
Circuit Length = 1.9520 miles  
Start: 14:42 End: 15:05

# Easytrack Caterham Graduate Championship (Super Grad Class)

## RACE 2 - LAP CHART

Lap 6			Lap 7			Lap 8			Lap 9			Lap 10		
No	Behind	Laptime	No	Behind	Laptime	No	Behind	Laptime	No	Behind	Laptime	No	Behind	Laptime
109		1:22.176	109		1:22.118	109		1:23.211	109		1:22.961	109		1:21.607
148	1.534	1:22.587	148	2.098	1:22.682	148	1.909	1:23.022	148	1.462	1:22.514	148	1.704	1:21.849
103	10.831	1:24.265	103	11.672	1:22.959	164	1 LAP	1:32.743	113	1 LAP	1:31.797	103	11.915	1:22.494
105	14.274	1:24.775	190	16.462	1:23.899	160	1 LAP	1:34.324	164	1 LAP	1:30.183	113	1 LAP	1:32.067
120	14.331	1:24.577	105	16.487	1:24.331	103	11.710	1:23.249	103	11.028	1:22.279	190	16.681	1:23.019
190	14.681	1:23.810	120	17.009	1:24.796	190	15.857	1:22.606	160	1 LAP	1:31.046	107	18.102	1:23.846
107	14.786	1:24.810	118	17.290	1:23.681	105	16.543	1:23.267	190	15.269	1:22.373	164	1 LAP	1:30.212
118	15.727	1:25.009	107	17.579	1:24.911	107	17.157	1:22.789	105	15.631	1:22.049	105	18.778	1:24.754
108	16.018	1:24.370	108	18.697	1:24.797	120	17.726	1:23.928	107	15.863	1:21.667	186	19.268	1:22.970
186	16.340	1:24.147	186	18.915	1:24.693	186	18.753	1:23.049	120	17.318	1:22.553	120	19.636	1:23.925
110	18.029	1:28.480	110	19.350	1:23.439	110	18.857	1:22.718	186	17.905	1:22.113	110	19.716	1:22.512
159	19.092	1:25.276	159	21.874	1:24.900	118	19.395	1:25.316	110	18.811	1:22.915	160	1 LAP	1:31.254
139	26.281	1:25.823	170	29.949	1:24.831	108	19.743	1:24.257	118	19.375	1:22.941	118	21.828	1:24.060
170	27.236	1:26.877	139	30.245	1:26.082	159	22.525	1:23.862	108	19.554	1:22.772	108	22.216	1:24.269
112	2 LAPS	1:30.921 P	112	2 LAPS	1:26.430	139	33.308	1:26.274	159	23.197	1:23.633	159	25.316	1:23.726
176	29.363	1:25.998	176	33.621	1:26.376	170	34.020	1:27.282	170	34.654	1:23.595	170	37.842	1:24.795
188	30.872	1:24.161	188	34.317	1:25.563	112	2 LAPS	1:25.062	139	34.985	1:24.638	139	38.068	1:24.690
128	31.728	1:25.823	128	34.359	1:24.749	188	35.331	1:24.225	188	36.494	1:24.124	188	38.729	1:23.842
125	32.044	1:24.973	125	34.784	1:24.858	176	36.021	1:25.611	112	2 LAPS	1:24.846	112	2 LAPS	1:24.331
71	32.941	1:24.980	71	35.771	1:24.948	125	36.936	1:25.363	176	38.031	1:24.971	176	43.060	1:26.636
123	43.162	1:26.224	123	46.419	1:25.375	128	37.152	1:26.004	125	38.139	1:24.164	125	43.362	1:26.830
122	44.369	1:27.536	122	48.755	1:26.504	71	37.800	1:25.240	71	39.877	1:25.038	71	43.574	1:25.304
133	47.448	1:27.931	133	53.970	1:28.640	123	48.213	1:25.005	128	39.969	1:25.778	128	44.138	1:25.776
111	48.035	1:29.296	180	54.284	1:28.194	122	51.332	1:25.788	123	49.894	1:24.642	123	52.745	1:24.458
180	48.208	1:28.459	111	55.786	1:29.869	133	59.944	1:29.185	122	53.852	1:25.481	122	58.015	1:25.770
142	48.865	1:29.543	142	56.457	1:29.710	180	1:00.537	1:29.464	133	1:06.318	1:29.335	133	1:12.496	1:27.785
136	50.114	1:29.331	136	56.900	1:28.904	136	1:01.227	1:27.538	180	1:07.050	1:29.474	180	1:12.943	1:27.500
130	56.563	1:28.528	146	1:01.913	1:25.813	111	1:01.297	1:28.722	136	1:07.145	1:28.879	111	1:13.451	1:27.795
146	58.218	1:27.345	130	1:02.057	1:27.612	142	1:01.978	1:28.732	111	1:07.263	1:28.927	146	1:13.489	1:26.795
113	1:10.551	1:30.455	113	1:19.224	1:30.791	146	1:03.848	1:25.146	146	1:08.301	1:27.414	142	1:14.204	1:27.304
160	1:14.344	1:32.512				130	1:06.363	1:27.517	142	1:08.507	1:29.490	136	1:14.375	1:28.837
164	1:14.890	1:32.462							130	1:10.884	1:27.482	130	1:15.756	1:26.479

Weather / Track : Cloudy / Dry

Snetterton  
Circuit Length = 1.9520 miles  
Start: 14:42 End: 15:05

# Easytrack Caterham Graduate Championship (Super Grad Class)

## RACE 2 - LAP CHART

Lap 11			Lap 12			Lap 13			Lap 14			Lap 15		
No	Behind	Laptime	No	Behind	Laptime	No	Behind	Laptime	No	Behind	Laptime	No	Behind	Laptime
109		1:21.584	109		1:21.601	109		1:23.309	109		1:21.606	109		1:21.733
148	1.973	1:21.853	148	2.606	1:22.234	111	1 LAP	1:27.152	146	1 LAP	1:24.800	146	1 LAP	1:24.441
103	13.451	1:23.120	103	15.129	1:23.279	136	1 LAP	1:27.591	180	1 LAP	1:26.119	148	7.339	1:23.313
190	17.611	1:22.514	190	18.571	1:22.561	133	1 LAP	1:28.294	148	5.759	1:24.621	180	1 LAP	1:25.751
107	19.023	1:22.505	107	19.883	1:22.461	130	1 LAP	1:27.163	136	1 LAP	1:28.133	130	1 LAP	1:27.671
105	21.847	1:24.653	105	23.107	1:22.861	148	2.744	1:23.447	111	1 LAP	1:28.626	111	1 LAP	1:27.831
110	23.266	1:25.134	110	23.580	1:21.915	142	1 LAP	1:27.719	130	1 LAP	1:27.771	133	1 LAP	1:28.245
120	23.449	1:25.397	120	23.877	1:22.029	103	14.766	1:22.946	133	1 LAP	1:28.321	142	1 LAP	1:27.991
118	24.237	1:23.993	118	25.021	1:22.385	190	17.493	1:22.231	142	1 LAP	1:27.713	136	1 LAP	1:29.450
108	24.432	1:23.800	108	25.900	1:23.069	107	18.158	1:21.584	103	15.800	1:22.640	103	17.068	1:23.001
113	1 LAP	1:33.008	159	32.635	1:25.014	105	22.188	1:22.390	107	18.997	1:22.445	107	19.774	1:22.510
164	1 LAP	1:31.981	164	1 LAP	1:28.216	110	22.436	1:22.165	190	19.207	1:23.320	190	19.839	1:22.365
159	29.222	1:25.490	186	36.467	1:23.861	120	22.768	1:22.200	105	24.217	1:23.635	105	25.927	1:23.443
160	1 LAP	1:32.890	113	1 LAP	1:31.394	118	24.675	1:22.963	110	24.789	1:23.959	120	25.959	1:22.692
186	34.207	1:36.523	160	1 LAP	1:29.609	108	25.577	1:22.986	120	25.000	1:23.838	110	26.214	1:23.158
170	40.748	1:24.490	170	42.854	1:23.707	159	32.229	1:22.903	118	26.065	1:22.996	118	27.893	1:23.561
139	40.797	1:24.313	139	43.148	1:23.952	186	36.313	1:23.155	108	27.169	1:23.198	108	29.375	1:23.939
112	2 LAPS	1:24.344	112	2 LAPS	1:24.811	164	1 LAP	1:28.312	159	33.902	1:23.279	159	35.423	1:23.254
188	44.970	1:27.825	188	47.018	1:23.649	113	1 LAP	1:29.065	186	37.857	1:23.150	186	38.932	1:22.808
125	46.145	1:24.367	125	48.306	1:23.762	139	45.469	1:25.630	164	1 LAP	1:29.045	139	51.648	1:24.466
176	46.985	1:25.509	71	48.504	1:23.003	170	45.630	1:26.085	139	48.915	1:25.052	188	53.429	1:24.212
71	47.102	1:25.112	176	51.278	1:25.894	112	2 LAPS	1:24.743	112	2 LAPS	1:25.107	112	2 LAPS	1:24.923
128	47.485	1:24.931	128	51.574	1:25.690	160	1 LAP	1:30.411	188	50.950	1:24.102	170	53.953	1:24.588
123	56.061	1:24.900	123	59.650	1:25.190	188	48.454	1:24.745	170	51.098	1:27.074	71	54.484	1:24.582
122	1:02.312	1:25.881	122	1:05.666	1:24.955	71	49.358	1:24.163	113	1 LAP	1:30.844	125	55.195	1:23.631
146	1:16.586	1:24.681	146	1:20.136	1:25.151	125	49.466	1:24.469	71	51.635	1:23.883	164	1 LAP	1:30.630
180	1:18.301	1:26.942	180	1:22.775	1:26.075	128	54.363	1:26.098	125	53.297	1:25.437	113	1 LAP	1:28.662
133	1:18.957	1:28.045				176	55.967	1:27.998	160	1 LAP	1:30.216	128	58.560	1:23.924
136	1:19.281	1:26.490				123	1:01.343	1:25.002	128	56.369	1:23.612	176	1:03.582	1:25.843
111	1:19.460	1:27.593				122	1:07.710	1:25.353	176	59.472	1:25.111	160	1 LAP	1:29.809
130	1:20.461	1:26.289							123	1:04.027	1:24.290	123	1:06.649	1:24.355
142	1:20.675	1:28.055							122	1:11.444	1:25.340	122	1:16.359	1:26.648

Weather / Track : Cloudy / Dry

Snetterton  
Circuit Length = 1.9520 miles  
Start: 14:42 End: 15:05

# MSA British Superkart Championship

## RACE 3 - CLASSIFICATION

POS	NO	CL	NAME	ENTRY	LAPS	TIME	GAP	DIFF	MPH	BEST	ON
1	21	N	Ben DAVIS	Anderson/Honda	13	16:11.516			94.03	1:12.295	8
2	20	N	Toby DAVIS	Anderson/Honda	13	16:22.696	11.180	11.180	92.96	1:13.242	9
3	82	N	Ashley MACK	Anderson/Honda	13	16:23.894	12.378	1.198	92.84	1:13.766	12
4	22	N	Graham JOHNSON	Anderson/Honda	13	16:28.583	17.067	4.689	92.40	1:14.798	9
5	GP	O	Danny EDWARDS	F1/TM	13	16:42.019	30.503	13.436	91.16	1:15.715	7
6	89	N	Andy GRIMM	Jade/Honda	13	16:47.489	35.973	5.470	90.67	1:15.463	7
7	52	N	Steve BURTON	Anderson/Honda	13	16:47.607	36.091	0.118	90.66	1:15.516	12
8	4	O	Ben WILLSHIRE	Anderson/SGM	13	16:51.923	40.407	4.316	90.27	1:16.859	12
9	6	I	Daffyd ILES	Energy/TM	13	17:17.517	1:06.001	25.594	88.04	1:18.250	3
10	0	I	Chris NEEDHAM	Gold VM	13	17:17.583	1:06.067	0.066	88.04	1:18.248	3
11	68	N	Tom HATFIELD	PVP/Honda	12	16:23.463	1 lap	1 lap	85.74	1:20.178	11
12	55	I	Bruce CRAWLEY	Energy/TM	12	16:29.956	1 lap	6.493	85.18	1:20.876	9
13	41	O	Simon RUSHFORTH	Spyda/Pavesi	12	16:51.844	1 lap	21.888	83.33	1:22.702	7
14	32	O	John HUTTON	Anderson/Pavesi	12	17:13.416	1 lap	21.572	81.59	1:23.693	8
15	25	N	Paul HILTON	Anderson/Honda	11	17:11.281	2 laps	1 lap	74.95	1:26.112	11
NOT CLASSIFIED											
DNF	03	I	Kevin GRAY	Energy/TM	9	12:27.998	4 laps	2 laps	84.55	1:22.068	9
DNF	26	N	Andrew PHILLIPS	Anderson/Honda	6	8:51.062	7 laps	3 laps	79.39	1:21.228	6
DNF	14	O	Gary JAMES	F1/Pavesi	2	3:21.451	11 laps	4 laps	69.76	1:46.585	2
DNF	3	O	Louise COLIN	Anderson/Pavesi	1	1:25.042	12 laps	1 lap	82.63		
DNF	44	N	Peter BENNETT	Anderson/Honda	0						
DNF	84	O	Danny BUTLER	F1/TM	0						
DNF	88	N	Chris JOHNSON	F1/Honda	0						
FASTEST LAP											
	21	N	Ben DAVIS	Anderson/Honda	8	1:12.295		97.20 mph		156.42 kph	
	GP	O	Danny EDWARDS	F1/TM	7	1:15.715		92.81 mph		149.36 kph	
	0	I	Chris NEEDHAM	Gold VM	3	1:18.248		89.80 mph		144.52 kph	

Weather / Track : Cloudy / Dry

These results are provisional until the conclusion of any judicial and technical matters.

Snetterton

Circuit Length = 1.9520 miles

Start: 15:16 End: 15:33

Clerk of Course :		Timekeeper :	
-------------------	--	--------------	--

# MSA British Superkart Championship

## RACE 3 - LAP CHART

Lap 1			Lap 2			Lap 3			Lap 4			Lap 5		
No	Behind	Laptime	No	Behind	Laptime	No	Behind	Laptime	No	Behind	Laptime	No	Behind	Laptime
GP		1:21.812	GP		1:16.797	22		1:15.716	21		1:15.406	21		1:13.843
4	0.459	1:22.271	22	0.710	1:15.392	21	0.077	1:14.235	22	0.389	1:15.872	22	1.547	1:15.001
6	2.105	1:23.917	4	0.925	1:17.263	GP	0.842	1:17.268	25	1 LAP	1:36.686	20	3.000	1:14.947
22	2.115	1:23.927	21	2.268	1:15.483	4	1.411	1:16.912	GP	1.203	1:15.844	GP	3.495	1:16.135
0	2.120	1:23.932	82	3.828	1:16.775	82	2.826	1:15.424	20	1.896	1:13.426	82	3.912	1:15.675
3	3.230	1:25.042	0	4.710	1:19.387	20	3.953	1:14.962	82	2.080	1:14.737	4	7.027	1:17.707
21	3.582	1:25.394	6	4.752	1:19.444	89	5.699	1:16.039	4	3.163	1:17.235	89	10.661	1:17.293
82	3.850	1:25.662	20	5.417	1:17.231	0	6.532	1:18.248	89	7.211	1:16.995	52	11.168	1:16.847
55	4.340	1:26.152	52	5.797	1:17.769	6	6.576	1:18.250	52	8.164	1:16.947	0	16.371	1:20.514
52	4.825	1:26.637	89	6.086	1:17.949	52	6.700	1:17.329	0	9.700	1:18.651	6	18.358	1:22.193
89	4.934	1:26.746	55	10.577	1:23.034	55	16.903	1:22.752	6	10.008	1:18.915	25	1 LAP	1:34.413
20	4.983	1:26.795	03	11.147	1:22.595	03	17.559	1:22.838	55	23.342	1:21.922	55	31.308	1:21.809
03	5.349	1:27.161	68	14.049	1:21.417	68	19.727	1:22.104	03	25.020	1:22.944	68	32.693	1:20.640
32	7.661	1:29.473	32	15.740	1:24.876	41	25.191	1:24.268	68	25.896	1:21.652	03	34.134	1:22.957
68	9.429	1:31.241	41	17.349	1:24.492	32	26.554	1:27.240	41	33.663	1:23.955	41	43.570	1:23.750
41	9.654	1:31.466	14	42.842	1:46.585	26	50.965	1:23.160	32	36.615	1:25.544	32	49.614	1:26.842
14	13.054	1:34.866	26	44.231	1:34.190				26	57.441	1:21.959	26	1:05.473	1:21.875
26	26.838	1:48.650	25	55.802	1:43.702									
25	28.897	1:50.709												

Weather / Track : Cloudy / Dry

Snetterton  
 Circuit Length = 1.9520 miles  
 Start: 15:16 End: 15:33

# MSA British Superkart Championship

## RACE 3 - LAP CHART

Lap 6			Lap 7			Lap 8			Lap 9			Lap 10		
No	Behind	Laptime	No	Behind	Laptime	No	Behind	Laptime	No	Behind	Laptime	No	Behind	Laptime
21		1:13.228	21		1:13.543	21		1:12.295	21		1:14.850	21		1:12.601
22	4.134	1:15.815	22	5.745	1:15.154	32	1 LAP	1:24.956	25	2 LAPS	1:29.444	20	8.134	1:13.852
82	5.056	1:14.372	82	6.390	1:14.877	20	8.491	1:14.337	20	6.883	1:13.242	41	1 LAP	1:23.457
20	5.255	1:15.483	20	6.449	1:14.737	22	8.840	1:15.390	82	8.401	1:14.023	82	10.457	1:14.657
GP	6.748	1:16.481	GP	8.920	1:15.715	82	9.228	1:15.133	22	8.788	1:14.798	22	11.065	1:14.878
4	11.262	1:17.463	4	14.694	1:16.975	GP	12.369	1:15.744	32	1 LAP	1:23.693	25	2 LAPS	1:29.839
89	13.786	1:16.353	89	15.706	1:15.463	89	19.691	1:16.280	GP	13.905	1:16.386	GP	17.964	1:16.660
52	14.436	1:16.496	52	16.559	1:15.666	52	20.447	1:16.183	52	21.644	1:16.047	32	1 LAP	1:23.938
0	24.360	1:21.217	6	31.447	1:19.333	4	20.505	1:18.106	89	21.861	1:17.020	52	25.045	1:16.002
6	25.657	1:20.527	0	31.497	1:20.680	0	38.195	1:18.993	4	22.784	1:17.129	89	25.172	1:15.912
25	1 LAP	1:31.886	68	47.960	1:21.091	6	38.222	1:19.070	0	42.459	1:19.114	4	27.304	1:17.121
68	40.412	1:20.947	55	50.516	1:22.333	68	57.426	1:21.761	6	42.503	1:19.131	6	48.172	1:18.270
55	41.726	1:23.646	03	52.697	1:23.058	55	1:00.065	1:21.844	68	1:03.432	1:20.856	0	48.217	1:18.359
03	43.182	1:22.276	25	1 LAP	1:31.756	03	1:02.503	1:22.101	55	1:06.091	1:20.876	68	1:11.484	1:20.653
41	53.529	1:23.187	41	1:02.688	1:22.702	41	1:14.386	1:23.993	03	1:09.721	1:22.068			
32	1:01.372	1:24.986												
26	1:13.473	1:21.228												

Weather / Track : Cloudy / Dry

Snetterton  
Circuit Length = 1.9520 miles  
Start: 15:16 End: 15:33

# MSA British Superkart Championship

## RACE 3 - LAP CHART

Lap 11			Lap 12			Lap 13		
No	Behind	Laptime	No	Behind	Laptime	No	Behind	Laptime
21		1:13.620	21		1:13.101	21		1:13.917
55	1 LAP	1:21.658	68	1 LAP	1:20.178	20	11.180	1:16.348
20	8.132	1:13.618	20	8.749	1:13.718	68	1 LAP	1:20.923
82	10.909	1:14.072	55	1 LAP	1:21.860	82	12.378	1:14.721
22	12.785	1:15.340	82	11.574	1:13.766	22	17.067	1:16.470
41	1 LAP	1:22.925	22	14.514	1:14.830	55	1 LAP	1:22.070
GP	22.299	1:17.955	GP	26.890	1:17.692	GP	30.503	1:17.530
89	29.528	1:17.976	41	1 LAP	1:23.599	89	35.973	1:16.588
52	31.114	1:19.689	89	33.302	1:16.875	52	36.091	1:16.479
25	2 LAPS	1:28.334	52	33.529	1:15.516	41	1 LAP	1:24.050
4	32.571	1:18.887	4	36.329	1:16.859	4	40.407	1:17.995
32	1 LAP	1:26.854	32	1 LAP	1:26.613	25	2 LAPS	1:26.112
0	54.417	1:19.820	25	2 LAPS	1:28.400	32	1 LAP	1:28.401
6	54.491	1:19.939	0	1:00.813	1:19.497	6	1:06.001	1:19.063
			6	1:00.855	1:19.465	0	1:06.067	1:19.171

Weather / Track : Cloudy / Dry

Snetterton  
Circuit Length = 1.9520 miles  
Start: 15:16 End: 15:33

# Easytrack Caterham Graduate Championship (Classic Grad Class)

## RACE 4 - CLASSIFICATION

POS	NO	CL	NAME	ENTRY	LAPS	TIME	GAP	DIFF	MPH	BEST	ON
1	76		John PARKER	Caterham 7	14	21:00.608			78.04	1:27.559	12
2	97		Justin COX	Caterham 7	14	21:03.441	2.833	2.833	77.86	1:28.235	8
3	90		Graham SMITH	Caterham 7	14	21:03.579	2.971	0.138	77.85	1:28.305	11
4	72		Graeme SMITH	Caterham 7	14	21:04.906	4.298	1.327	77.77	1:27.655	14
5	77		Jennifer GRACE	Caterham 7	14	21:05.110	4.502	0.204	77.76	1:28.240	14
6	96		Simon BONSER	Caterham 7	14	21:05.499	4.891	0.389	77.73	1:28.317	14
7	98		James RUSSELL	Caterham 7	14	21:11.064	10.456	5.565	77.39	1:28.829	14
8	74		Charles FITZHUGH	Caterham 7	14	21:11.702	11.094	0.638	77.36	1:28.508	14
9	80		Trevor HARBER	Caterham 7	14	21:31.359	30.751	19.657	76.18	1:29.039	14
10	89		Paul HAWKER	Caterham 7	14	21:32.347	31.739	0.988	76.12	1:28.589	11
11	84		Stu THOMPSON	Caterham 7	14	21:32.655	32.047	0.308	76.10	1:30.295	2
12	78		Andrew SAGAR	Caterham 7	14	21:35.073	34.465	2.418	75.96	1:29.542	2
13	81		Pete CANNARD	Caterham 7	14	21:36.544	35.936	1.471	75.87	1:29.980	13
14	83		Colin ROTHWELL	Caterham 7	14	21:36.844	36.236	0.300	75.86	1:30.084	2
15	86		Darren GRAINGER	Caterham 7	14	21:37.494	36.886	0.650	75.82	1:29.834	13
16	87		Rowan WILLIAMS	Caterham 7	14	21:44.395	43.787	6.901	75.42	1:29.179	11
17	85		Terry PALMER	Caterham 7	14	22:02.132	1:01.524	17.737	74.40	1:32.288	13
18	88		Sheila MARSHALL	Caterham 7	14	22:19.892	1:19.284	17.760	73.42	1:32.948	2
19	91		Nigel LIDDELL	Caterham 7	14	22:26.389	1:25.781	6.497	73.06	1:33.693	12

### FASTEST LAP

76	John PARKER	Caterham 7	12	1:27.559	80.25 mph	129.15 kph
----	-------------	------------	----	----------	-----------	------------

Car 91 - Transponder wiring fault.

Weather / Track : Changeable

These results are provisional until the conclusion of any judicial and technical matters.

Snetterton

Circuit Length = 1.9520 miles

Start: 15:46 End: 16:09

Clerk of Course :

Timekeeper :

# Easytrack Caterham Graduate Championship (Classic Grad Class)

## RACE 4 - LAP CHART

Lap 1			Lap 2			Lap 3			Lap 4			Lap 5		
No	Behind	Laptime	No	Behind	Laptime	No	Behind	Laptime	No	Behind	Laptime	No	Behind	Laptime
72		1:36.055	76		1:28.709	76		1:28.998	77		1:28.918	77		1:33.353
76	0.299	1:36.354	77	1.083	1:29.711	77	0.783	1:28.698	76	0.558	1:30.259	72	0.385	1:32.706
77	0.380	1:36.435	97	1.368	1:29.108	97	1.260	1:28.890	72	1.032	1:29.291	90	2.912	1:34.175
96	0.957	1:37.012	96	2.088	1:30.139	72	1.442	1:28.315	96	1.612	1:29.528	97	3.260	1:34.955
97	1.268	1:37.323	72	2.125	1:31.133	96	1.785	1:28.695	97	1.658	1:30.099	76	4.714	1:37.509
98	1.867	1:37.922	98	2.345	1:29.486	90	2.131	1:28.481	90	2.090	1:29.660	98	4.772	1:35.307
90	2.303	1:38.358	90	2.648	1:29.353	98	2.583	1:29.236	98	2.818	1:29.936	96	5.404	1:37.145
74	2.733	1:38.788	74	2.895	1:29.170	74	3.257	1:29.360	74	3.241	1:29.685	74	8.314	1:38.426
80	3.084	1:39.139	80	3.704	1:29.628	78	6.939	1:31.043	78	10.200	1:32.962	78	12.216	1:35.369
87	3.537	1:39.592	87	4.208	1:29.679	84	8.518	1:31.241	83	11.883	1:32.389	84	13.484	1:34.541
78	4.360	1:40.415	78	4.894	1:29.542	83	9.195	1:31.538	84	12.296	1:33.479	83	14.628	1:36.098
84	4.988	1:41.043	84	6.275	1:30.295	80	13.250	1:38.544	80	16.672	1:33.123	80	17.318	1:33.999
83	5.579	1:41.634	83	6.655	1:30.084	81	13.691	1:33.185	81	17.761	1:33.771	81	19.048	1:34.640
81	6.731	1:42.786	81	9.504	1:31.781	86	14.306	1:33.150	86	18.530	1:33.925	86	19.831	1:34.654
86	7.627	1:43.682	86	10.154	1:31.535	89	14.769	1:32.509	89	19.511	1:34.443	87	20.430	1:33.096
91	8.188	1:44.243	89	11.258	1:30.891	87	15.269	1:40.059	87	20.687	1:35.119	89	20.664	1:34.506
85	8.431	1:44.486	85	12.794	1:33.371	85	17.188	1:33.392	85	22.071	1:34.584	85	23.584	1:34.866
89	9.375	1:45.430	91	13.972	1:34.792	91	18.968	1:33.994	88	30.650	1:39.083	88	35.909	1:38.612
88	10.532	1:46.587	88	14.472	1:32.948	88	21.268	1:35.794	91	37.766	1:48.499	91	41.980	1:37.567

Car 91 - Transponder wiring fault.

Weather / Track : Changeable

Snetterton  
Circuit Length = 1.9520 miles  
Start: 15:46 End: 16:09

# Easytrack Caterham Graduate Championship (Classic Grad Class)

## RACE 4 - LAP CHART

Lap 6			Lap 7			Lap 8			Lap 9			Lap 10		
No	Behind	Laptime	No	Behind	Laptime	No	Behind	Laptime	No	Behind	Laptime	No	Behind	Laptime
72		1:30.742	72		1:29.681	77		1:29.145	72		1:29.449	72		1:29.956
77	0.143	1:31.270	77	0.421	1:29.959	72	0.002	1:29.568	76	0.192	1:28.922	77	0.014	1:29.704
90	2.796	1:31.011	90	1.880	1:28.765	76	0.721	1:28.312	77	0.266	1:29.717	97	0.528	1:29.430
97	2.878	1:30.745	76	1.975	1:28.077	97	0.924	1:28.235	90	0.876	1:28.924	76	1.150	1:30.914
76	3.579	1:29.992	97	2.255	1:29.058	90	1.403	1:29.089	97	1.054	1:29.581	90	1.615	1:30.695
96	4.900	1:30.623	96	4.692	1:29.473	96	4.255	1:29.129	96	3.804	1:29.000	96	2.896	1:29.048
98	5.972	1:32.327	98	6.186	1:29.895	98	6.943	1:30.323	98	7.383	1:29.891	98	7.257	1:29.830
74	8.979	1:31.792	74	9.598	1:30.300	74	9.888	1:29.856	74	10.175	1:29.738	74	9.525	1:29.306
78	14.103	1:33.014	84	16.240	1:31.250	84	17.956	1:31.282	84	19.819	1:31.314	84	21.201	1:31.338
84	14.671	1:32.314	78	16.356	1:31.934	78	19.279	1:32.489	80	21.365	1:30.815	78	23.059	1:31.073
83	15.374	1:31.873	83	16.834	1:31.141	83	19.538	1:32.270	83	21.417	1:31.330	83	23.486	1:32.025
80	17.662	1:31.471	80	18.146	1:30.165	80	20.001	1:31.421	78	21.942	1:32.114	80	23.643	1:32.234
81	21.270	1:33.349	81	23.894	1:32.305	87	25.818	1:31.354	89	27.272	1:30.202	87	27.072	1:29.441
89	22.249	1:32.712	89	23.954	1:31.386	89	26.521	1:32.133	87	27.587	1:31.220	89	27.503	1:30.187
87	22.396	1:33.093	87	24.030	1:31.315	81	27.287	1:32.959	81	28.343	1:30.507	81	29.185	1:30.798
86	23.424	1:34.720	86	25.394	1:31.651	86	28.220	1:32.392	86	29.252	1:30.483	86	29.729	1:30.433
85	27.316	1:34.859	85	31.969	1:34.334	85	35.842	1:33.439	85	40.483	1:34.092	85	43.934	1:33.407
88	40.026	1:35.244	88	44.554	1:34.209	88	49.308	1:34.320	88	53.941	1:34.084	88	57.134	1:33.149
91	46.125	1:35.272	91	50.388	1:33.944	91	55.024	1:34.202	91	59.375	1:33.802	91	1:03.307	1:33.888

Car 91 - Transponder wiring fault.

Weather / Track : Changeable

Snetterton  
Circuit Length = 1.9520 miles  
Start: 15:46 End: 16:09

# Easytrack Caterham Graduate Championship (Classic Grad Class)

## RACE 4 - LAP CHART

Lap 11			Lap 12			Lap 13			Lap 14		
No	Behind	Laptime	No	Behind	Laptime	No	Behind	Laptime	No	Behind	Laptime
72		1:28.450	76		1:27.559	76		1:28.490	76		1:28.452
77	0.107	1:28.543	97	1.802	1:29.210	97	2.529	1:29.217	97	2.833	1:28.756
76	0.761	1:28.061	90	2.351	1:29.201	90	2.734	1:28.873	90	2.971	1:28.689
97	0.912	1:28.834	77	4.739	1:32.952	77	4.714	1:28.465	72	4.298	1:27.655
90	1.470	1:28.305	96	4.825	1:29.659	96	5.026	1:28.691	77	4.502	1:28.240
96	3.486	1:29.040	72	5.877	1:34.197	72	5.095	1:27.708	96	4.891	1:28.317
98	8.354	1:29.547	98	9.620	1:29.586	98	10.079	1:28.949	98	10.456	1:28.829
74	9.966	1:28.891	74	10.591	1:28.945	74	11.038	1:28.937	74	11.094	1:28.508
84	24.007	1:31.256	84	27.689	1:32.002	84	30.162	1:30.963	80	30.751	1:29.039
80	26.580	1:31.387	80	28.901	1:30.641	80	30.164	1:29.753	89	31.739	1:28.935
83	26.722	1:31.686	89	30.207	1:30.885	89	31.256	1:29.539	84	32.047	1:30.337
78	27.635	1:33.026	78	31.519	1:32.204	78	32.830	1:29.801	78	34.465	1:30.087
89	27.642	1:28.589	83	32.793	1:34.391	81	34.352	1:29.980	81	35.936	1:30.036
87	27.801	1:29.179	81	32.862	1:30.266	83	34.530	1:30.227	83	36.236	1:30.158
81	30.916	1:30.181	86	33.821	1:30.475	86	35.165	1:29.834	86	36.886	1:30.173
86	31.666	1:30.387	87	38.646	1:39.165	87	41.967	1:31.811	87	43.787	1:30.272
85	48.439	1:32.955	85	52.741	1:32.622	85	56.539	1:32.288	85	1:01.524	1:33.437
88	1:02.561	1:33.877	88	1:08.186	1:33.945	88	1:13.723	1:34.027	88	1:19.284	1:34.013
91	1:09.007	1:34.150	91	1:14.380	1:33.693	91	1:19.893	1:34.003	91	1:25.781	1:34.340

Car 91 - Transponder wiring fault.

Weather / Track : Changeable

Snetterton  
Circuit Length = 1.9520 miles  
Start: 15:46 End: 16:09

# Lackford Engineering Austin Healey Club Championship

## RACE 5 - CLASSIFICATION

POS	NO	CL	NAME	ENTRY	LAPS	TIME	GAP	DIFF	MPH	BEST	ON
1	16	B	<b>Eric WOOLLEY</b>	Austin Healey 3000	14	20:14.254			81.02	1:24.867	2
2	9	E	<b>Patrick HARRIS</b>	Austin Healey Sprite	14	20:28.806	<b>14.552</b>	14.552	80.06	1:26.145	12
3	25	B	<b>Tom WALKER</b>	Austin Healey 3000 Mk1	14	20:30.690	<b>16.436</b>	1.884	79.93	1:26.045	11
4	27	D	<b>Neil CAMERON</b>	Austin Healey Arkley Sprite	14	21:04.732	<b>50.478</b>	34.042	77.78	1:28.879	5
5	19	B	<b>Peter GRANT</b>	Austin Healey 3000	14	21:06.716	<b>52.462</b>	1.984	77.66	1:26.642	5
6	3	D	<b>Nigel LACKFORD</b>	Austin Healey Sprite	13	20:31.673	<b>1 lap</b>	1 lap	74.16	1:32.430	6
NOT CLASSIFIED											
<i>DNF</i>	1	B	<b>David SMITHIES</b>	Austin Healey 3000	8	11:02.982	<b>6 laps</b>	5 laps	84.79	1:21.368	4
<i>DNF</i>	2	G	<b>Marc CAMPFIELD</b>	Austin Healey 3000 MK 2	8	11:19.154	<b>6 laps</b>	16.172	82.77	1:22.234	4
<i>DNF</i>	14	D	<b>Jim PRIOR</b>	Austin Healey Sprite	6	9:38.196	<b>8 laps</b>	2 laps	72.92	1:33.397	3
<i>DNF</i>	12	E	<b>Drew CAMERON</b>	Austin Healey Frogeye Sprite	0						
FASTEST LAP											
	1	B	<b>David SMITHIES</b>	Austin Healey 3000	4	1:21.368		86.36 mph		138.98 kph	
	2	G	<b>Marc CAMPFIELD</b>	Austin Healey 3000 MK 2	4	1:22.234		85.45 mph		137.52 kph	
	9	E	<b>Patrick HARRIS</b>	Austin Healey Sprite	12	1:26.145		81.57 mph		131.27 kph	
	27	D	<b>Neil CAMERON</b>	Austin Healey Arkley Sprite	5	1:28.879		79.06 mph		127.24 kph	

Weather / Track : Cloudy / Dry

These results are provisional until the conclusion of any judicial and technical matters.

Snetterton

Circuit Length = 1.9520 miles

Start: 16:16 End: 16:38

Clerk of Course :		Timekeeper :
-------------------	--	--------------

# Lackford Engineering Austin Healey Club Championship

## RACE 5 - LAP CHART

Lap 1			Lap 2			Lap 3			Lap 4			Lap 5		
No	Behind	Laptime	No	Behind	Laptime	No	Behind	Laptime	No	Behind	Laptime	No	Behind	Laptime
2		1:27.816	2		1:22.358	1		1:22.515	1		1:21.368	1		1:21.615
1	0.812	1:28.628	1	0.678	1:22.224	16	7.313	1:25.344	16	11.425	1:25.480	2	13.723	1:23.213
16	2.653	1:30.469	16	5.162	1:24.867	2	11.259	1:34.452	2	12.125	1:22.234	16	16.260	1:26.450
19	5.027	1:32.843	19	10.489	1:27.820	19	15.163	1:27.867	19	20.653	1:26.858	19	25.680	1:26.642
9	6.123	1:33.939	9	11.224	1:27.459	9	16.076	1:28.045	9	21.552	1:26.844	9	26.565	1:26.628
25	7.192	1:35.008	25	12.758	1:27.924	25	16.645	1:27.080	25	22.609	1:27.332	25	28.626	1:27.632
27	10.062	1:37.878	27	18.790	1:31.086	27	25.210	1:29.613	27	33.050	1:29.208	27	40.314	1:28.879
14	12.135	1:39.951	14	23.379	1:33.602	14	33.583	1:33.397	3	46.008	1:32.883	3	57.635	1:33.242
3	14.300	1:42.116	3	25.048	1:33.106	3	34.493	1:32.638	14	56.169	1:43.954	14	1:08.305	1:33.751

Weather / Track : Cloudy / Dry

Snetterton  
 Circuit Length = 1.9520 miles  
 Start: 16:16 End: 16:38

**Lackford Engineering Austin Healey Club Championship  
RACE 5 - LAP CHART**

Lap 6			Lap 7			Lap 8			Lap 9			Lap 10		
No	Behind	Laptime	No	Behind	Laptime	No	Behind	Laptime	No	Behind	Laptime	No	Behind	Laptime
1		1:22.041	1		1:22.115	1		1:22.476	16		1:27.932	16		1:27.196
2	14.307	1:22.625	2	14.873	1:22.681	2	16.172	1:23.775	9	15.701	1:27.168	9	16.489	1:27.984
16	19.850	1:25.631	16	23.424	1:25.689	16	27.423	1:26.475	19	17.613	1:29.629	19	19.027	1:28.610
19	31.328	1:27.689	19	37.332	1:28.119	19	43.339	1:28.483	25	18.341	1:28.722	25	19.035	1:27.890
9	32.015	1:27.491	9	37.794	1:27.894	9	43.888	1:28.570	27	36.958	1:29.587	27	38.921	1:29.159
25	35.110	1:28.525	25	39.870	1:26.875	25	44.974	1:27.580	3	1:12.522	1:36.632	3	1:22.116	1:36.790
27	47.644	1:29.371	27	55.574	1:30.045	27	1:02.726	1:29.628						
3	1:08.024	1:32.430	3	1:19.201	1:33.292	3	1:31.245	1:34.520						
14	1:19.805	1:33.541												

Weather / Track : Cloudy / Dry

Snetterton  
Circuit Length = 1.9520 miles  
Start: 16:16 End: 16:38

**Lackford Engineering Austin Healey Club Championship  
RACE 5 - LAP CHART**

Lap 11			Lap 12			Lap 13			Lap 14		
No	Behind	Laptime	No	Behind	Laptime	No	Behind	Laptime	No	Behind	Laptime
16		1:26.554	16		1:26.814	16		1:26.154	16		1:29.199
9	17.314	1:27.379	3	1 LAP	1:35.550	3	1 LAP	1:35.177	9	14.552	1:26.575
25	18.526	1:26.045	9	16.645	1:26.145	9	17.176	1:26.685	25	16.436	1:26.913
19	25.800	1:33.327	25	18.340	1:26.628	25	18.722	1:26.536	3	1 LAP	1:33.297
27	42.099	1:29.732	19	34.821	1:35.835	19	43.510	1:34.843	27	50.478	1:29.980
			27	45.165	1:29.880	27	49.697	1:30.686	19	52.462	1:38.151

Weather / Track : Cloudy / Dry

Snetterton  
Circuit Length = 1.9520 miles  
Start: 16:16 End: 16:38

# Easytrack Caterham Graduate Championship (Mega Grad Class)

## RACE 6 - CLASSIFICATION

POS	NO	CL	NAME	ENTRY	LAPS	TIME	GAP	DIFF	MPH	BEST	ON
1	1		Jamie ELLWOOD	Caterham 7	14	19:54.689			82.34	1:20.808	3
2	11		Myles PACKMAN	Caterham 7	14	19:58.915	4.226	4.226	82.05	1:20.979	4
3	3		Adrian RUSSELL	Caterham 7	14	20:00.167	5.478	1.252	81.97	1:21.122	4
4	8		Martin AMISON	Caterham 7	14	20:00.397	5.708	0.230	81.95	1:21.004	4
5	21		Nicholas HARYETT	Caterham 7	14	20:02.693	8.004	2.296	81.79	1:21.373	4
6	17		Paul TURLEY	Caterham 7	14	20:03.464	8.775	0.771	81.74	1:21.349	2
7	66		David PEARSON	Caterham 7	14	20:05.909	11.220	2.445	81.58	1:21.060	4
8	5		Nick FROST	Caterham 7	14	20:10.025	15.336	4.116	81.30	1:20.918	4
9	6		Tom OVERTON	Caterham 7	14	20:10.587	15.898	0.562	81.26	1:21.298	4
10	37		Declan DOLAN	Caterham 7	14	20:10.882	16.193	0.295	81.24	1:21.489	4
11	40		David SHAW	Caterham 7	14	20:11.093	16.404	0.211	81.23	1:20.584	4
12	10		Kim RAYMENT	Caterham 7	14	20:12.090	17.401	0.997	81.16	1:21.579	3
13	24		Nigel SMITH	Caterham 7	14	20:12.298	17.609	0.208	81.15	1:21.029	4
14	7		Paul MANYWEATHERS	Caterham 7	14	20:15.007	20.318	2.709	80.97	1:21.043	4
15	46		Alwynn MORRIS	Caterham 7	14	20:24.843	30.154	9.836	80.32	1:23.778	5
16	4		Paul HUDSON	Caterham 7	14	20:29.919	35.230	5.076	79.98	1:21.775	2
17	52		Mike FESEMEYER	Caterham 7	14	20:35.147	40.458	5.228	79.65	1:21.858	4
18	69		Dave MARSON	Caterham 7	14	20:37.336	42.647	2.189	79.50	1:23.454	4
19	54		Peter FRITH	Caterham 7	14	20:51.215	56.526	13.879	78.62	1:22.479	3
20	43		John WAKE	Caterham 7	14	20:52.142	57.453	0.927	78.56	1:24.277	5
21	14		Mark HEYWOOD	Caterham 7	14	20:52.924	58.235	0.782	78.51	1:24.118	5
22	16		Mark HARRISON	Caterham 7	14	20:53.804	59.115	0.880	78.46	1:23.633	5
23	25		Keith PENNINGTON	Caterham 7	14	20:54.275	59.586	0.471	78.43	1:23.955	3
24	50		Iain MILLIGAN	Caterham 7	13	20:05.157	1 lap	1 lap	75.80	1:24.714	2
25	22		Peter MARSH	Caterham 7	13	20:05.638	1 lap	0.481	75.77	1:26.557	5
26	62		Stephen PATTEMORE	Caterham 7	13	21:05.130	1 lap	59.492	72.20	1:27.228	2
27	38		Ian BRUNNING	Caterham 7	12	19:59.188	2 laps	1 lap	70.31	1:26.378	4

NOT CLASSIFIED

DNF 44	Kevin DODD	Caterham 7	1	2:44.648	13 laps	11 laps	42.67
--------	------------	------------	---	----------	---------	---------	-------

FASTEST LAP

40	David SHAW	Caterham 7	4	1:20.584	87.20 mph	140.33 kph
----	------------	------------	---	----------	-----------	------------

Car 44 - Transponder wiring fault

Weather / Track : Changeable

These results are provisional until the conclusion of any judicial and technical matters.

Snetterton

Circuit Length = 1.9520 miles

Start: 16:50 End: 17:11

Clerk of Course :

Timekeeper :

# Easytrack Caterham Graduate Championship (Mega Grad Class)

## RACE 6 - LAP CHART

Lap 1			Lap 2			Lap 3			Lap 4			Lap 5		
No	Behind	Laptime	No	Behind	Laptime	No	Behind	Laptime	No	Behind	Laptime	No	Behind	Laptime
1		1:27.400	1		1:20.905	1		1:20.808	1		1:21.104	1		1:21.217
24	1.060	1:28.460	8	1.710	1:21.021	8	2.307	1:21.405	8	2.207	1:21.004	8	3.626	1:22.636
11	1.155	1:28.555	11	1.997	1:21.747	11	3.083	1:21.894	11	2.958	1:20.979	11	3.675	1:21.934
8	1.594	1:28.994	24	2.457	1:22.302	24	3.637	1:21.988	24	3.562	1:21.029	24	4.569	1:22.224
7	2.138	1:29.538	7	2.600	1:21.367	17	4.507	1:22.015	7	4.739	1:21.043	7	4.910	1:21.388
66	2.750	1:30.150	17	3.300	1:21.349	7	4.800	1:23.008	17	5.091	1:21.688	17	5.343	1:21.469
17	2.856	1:30.256	66	4.277	1:22.432	21	5.140	1:21.631	21	5.409	1:21.373	3	5.888	1:21.190
21	3.152	1:30.552	21	4.317	1:22.070	3	5.897	1:22.136	3	5.915	1:21.122	21	6.258	1:22.066
37	3.772	1:31.172	3	4.569	1:21.233	66	6.206	1:22.737	66	6.162	1:21.060	66	6.802	1:21.857
5	4.138	1:31.538	5	5.234	1:22.001	5	6.447	1:22.021	5	6.261	1:20.918	5	6.886	1:21.842
3	4.241	1:31.641	37	5.249	1:22.382	4	7.281	1:22.311	40	7.379	1:20.584	40	7.151	1:20.989
4	4.908	1:32.308	4	5.778	1:21.775	37	7.800	1:23.359	4	8.108	1:21.931	4	9.602	1:22.711
40	5.162	1:32.562	40	5.792	1:21.535	40	7.899	1:22.915	37	8.185	1:21.489	6	9.779	1:22.338
6	5.550	1:32.950	6	6.303	1:21.658	6	8.464	1:22.969	6	8.658	1:21.298	10	10.017	1:21.602
52	6.289	1:33.689	52	7.995	1:22.611	10	9.007	1:21.579	10	9.632	1:21.729	37	10.400	1:23.432
46	6.567	1:33.967	10	8.236	1:22.243	52	10.153	1:22.966	52	10.907	1:21.858	52	11.787	1:22.097
10	6.898	1:34.298	46	10.430	1:24.768	46	13.784	1:24.162	46	16.821	1:24.141	46	19.382	1:23.778
25	9.088	1:36.488	69	11.843	1:23.645	69	14.597	1:23.562	69	16.947	1:23.454	69	19.958	1:24.228
69	9.103	1:36.503	25	13.274	1:25.091	54	15.523	1:22.479	16	19.689	1:23.649	16	22.105	1:23.633
16	9.932	1:37.332	16	13.696	1:24.669	25	16.421	1:23.955	25	20.436	1:25.119	25	23.834	1:24.615
54	10.395	1:37.795	54	13.852	1:24.362	38	1 LAP	2:47.510 P	43	22.503	1:24.325	43	25.563	1:24.277
14	10.866	1:38.266	43	15.404	1:24.679	16	17.144	1:24.256	14	23.532	1:24.679	14	26.433	1:24.118
38	10.887	1:38.287	14	15.547	1:25.586	43	19.282	1:24.686	38	1 LAP	1:30.149 P	54	29.370	1:24.244
43	11.630	1:39.030	50	17.121	1:24.714	14	19.957	1:25.218	54	26.343	1:31.924	38	1 LAP	1:26.378
50	13.312	1:40.712	62	19.742	1:27.228	50	22.491	1:26.178	50	26.512	1:25.125	50	31.722	1:26.427
62	13.419	1:40.819	22	20.097	1:26.904	62	26.183	1:27.249	62	32.397	1:27.318	62	39.033	1:27.853
22	14.098	1:41.498				22	26.985	1:27.696	22	34.598	1:28.717	22	39.938	1:26.557
44	1:17.248	2:44.648 P												

Car 44 - Transponder wiring fault

Weather / Track : Changeable

Snetterton  
Circuit Length = 1.9520 miles  
Start: 16:50 End: 17:11

# Easytrack Caterham Graduate Championship (Mega Grad Class)

## RACE 6 - LAP CHART

Lap 6			Lap 7			Lap 8			Lap 9			Lap 10		
No	Behind	Laptime	No	Behind	Laptime	No	Behind	Laptime	No	Behind	Laptime	No	Behind	Laptime
1		1:25.483	1		1:28.433	1		1:28.685	1		1:24.680	1		1:22.207
11	4.374	1:26.182	11	4.789	1:28.848	11	4.142	1:28.038	11	4.412	1:24.950	7	5.620	1:22.587
24	5.021	1:25.935	24	5.518	1:28.930	24	5.067	1:28.234	24	4.799	1:24.412	24	5.745	1:23.153
7	5.375	1:25.948	7	5.826	1:28.884	7	5.325	1:28.184	7	5.240	1:24.595	11	6.155	1:23.950
3	5.900	1:25.495	3	6.066	1:28.599	3	5.783	1:28.402	3	5.569	1:24.466	40	6.668	1:23.223
66	7.190	1:25.871	66	7.165	1:28.408	66	6.732	1:28.252	40	5.652	1:23.544	8	7.002	1:22.679
40	8.323	1:26.655	40	7.623	1:27.733	40	6.788	1:27.850	66	6.486	1:24.434	3	7.235	1:23.873
17	8.573	1:28.713	17	8.862	1:28.722	8	7.214	1:26.992	8	6.530	1:23.996	66	7.995	1:23.716
8	9.486	1:31.343	8	8.907	1:27.854	17	7.883	1:27.706	17	7.152	1:23.949	21	8.045	1:22.907
6	10.158	1:25.862	21	9.188	1:26.917	21	8.641	1:28.138	21	7.345	1:23.384	17	8.722	1:23.777
21	10.704	1:29.929	10	10.370	1:28.038	10	9.707	1:28.022	10	8.916	1:23.889	10	9.493	1:22.784
10	10.765	1:26.231	6	10.401	1:28.676	6	10.674	1:28.958	6	9.802	1:23.808	6	9.809	1:22.214
4	11.231	1:27.112	5	11.030	1:27.145	5	12.930	1:30.585	5	12.714	1:24.464	5	13.596	1:23.089
5	12.318	1:30.915	37	14.569	1:30.071	37	14.826	1:28.942	37	15.365	1:25.219	37	15.390	1:22.232
37	12.931	1:28.014	4	21.384	1:38.586	4	21.164	1:28.465	46	22.714	1:25.474	46	24.849	1:24.342
52	16.347	1:30.043	52	22.316	1:34.402	46	21.920	1:26.839	4	23.222	1:26.738	4	25.460	1:24.445
46	22.200	1:28.301	46	23.766	1:29.999	52	23.336	1:29.705	52	25.006	1:26.350	52	27.975	1:25.176
69	22.960	1:28.485	69	25.670	1:31.143	69	25.841	1:28.856	69	27.942	1:26.781	69	31.997	1:26.262
16	24.870	1:28.248	16	29.384	1:32.947	16	31.424	1:30.725	43	33.999	1:25.757	43	39.219	1:27.427
43	27.928	1:27.848	43	31.350	1:31.855	43	32.922	1:30.257	16	35.401	1:28.657	16	40.919	1:27.725
25	29.626	1:31.275	25	32.372	1:31.179	25	34.188	1:30.501	25	37.633	1:28.125	25	42.852	1:27.426
14	35.089	1:34.139	14	38.538	1:31.882	14	39.228	1:29.375	54	40.410	1:25.801	54	43.929	1:25.726
54	35.205	1:31.318	54	39.004	1:32.232	54	39.289	1:28.970	14	41.316	1:26.768	14	45.015	1:25.906
50	39.867	1:33.628	50	54.397	1:42.963	50	57.940	1:32.228	50	1:02.579	1:29.319	38	1 LAP	1:32.027
62	47.898	1:34.348	22	56.158	1:36.612	22	58.478	1:31.005	38	1 LAP	1:27.668	50	1:13.641	1:33.269
22	47.979	1:33.524	38	1 LAP	1:36.676	38	1 LAP	1:31.314	22	1:02.687	1:28.889	22	1:15.927	1:35.447
38	1 LAP	1:43.401	62	1:01.040	1:41.575	62	1:06.698	1:34.343	62	1:10.794	1:28.776			

Car 44 - Transponder wiring fault

Weather / Track : Changeable

Snetterton  
Circuit Length = 1.9520 miles  
Start: 16:50 End: 17:11

# Easytrack Caterham Graduate Championship (Mega Grad Class)

## RACE 6 - LAP CHART

Lap 11			Lap 12			Lap 13			Lap 14		
No	Behind	Laptime	No	Behind	Laptime	No	Behind	Laptime	No	Behind	Laptime
1		1:28.077	1		1:30.904	1		1:28.858	1		1:25.928
40	6.192	1:27.601	40	6.140	1:30.852	50	1 LAP	1:36.802	11	4.226	1:25.226
7	7.425	1:29.882	11	7.000	1:30.181	22	1 LAP	1:36.062	38	2 LAPS	1:31.308
3	7.722	1:28.564	7	7.317	1:30.796	40	4.736	1:27.454	3	5.478	1:24.958
11	7.723	1:29.645	3	7.648	1:30.830	11	4.928	1:26.786	8	5.708	1:24.791
24	8.880	1:31.212	8	8.104	1:29.860	7	5.899	1:27.440	21	8.004	1:26.832
8	9.148	1:30.223	21	8.687	1:30.438	3	6.448	1:27.658	17	8.775	1:26.733
21	9.153	1:29.185	17	9.202	1:30.091	8	6.845	1:27.599	50	1 LAP	1:34.469
66	9.668	1:29.750	66	9.690	1:30.926	21	7.100	1:27.271	22	1 LAP	1:34.168
17	10.015	1:29.370	6	12.960	1:33.002	17	7.970	1:27.626	66	11.220	1:26.673
10	10.660	1:29.244	5	13.216	1:30.729	66	10.475	1:29.643	5	15.336	1:27.140
6	10.862	1:29.130	24	13.575	1:35.599	6	14.067	1:29.965	6	15.898	1:27.759
5	13.391	1:27.872	37	17.970	1:31.178	5	14.124	1:29.766	37	16.193	1:25.333
37	17.696	1:30.383	10	19.359	1:39.603	24	14.756	1:30.039	40	16.404	1:37.596
62	1 LAP	2:06.037	46	29.052	1:31.024	37	16.788	1:27.676	10	17.401	1:25.332
46	28.932	1:32.160	4	30.285	1:31.692	10	17.997	1:27.496	24	17.609	1:28.781
4	29.497	1:32.114	52	34.759	1:33.137	46	28.673	1:28.479	7	20.318	1:40.347
52	32.526	1:32.628	69	38.972	1:32.788	4	31.199	1:29.772	46	30.154	1:27.409
69	37.088	1:33.168	62	1 LAP	1:53.902	52	37.205	1:31.304	4	35.230	1:29.959
43	46.777	1:35.635	43	49.957	1:34.084	69	40.080	1:29.966	52	40.458	1:29.181
16	49.021	1:36.179	16	51.839	1:33.722	43	54.642	1:33.543	69	42.647	1:28.495
25	49.680	1:34.905	25	52.766	1:33.990	54	55.021	1:30.772	54	56.526	1:27.433
54	51.167	1:35.315	54	53.107	1:32.844	14	55.980	1:31.580	43	57.453	1:28.739
14	51.286	1:34.348	14	53.258	1:32.876	16	56.318	1:33.337	14	58.235	1:28.183
38	1 LAP	1:38.849	38	1 LAP	1:35.621	25	56.861	1:32.953	16	59.115	1:28.725
50	1:24.887	1:39.323				62	1 LAP	1:39.252	25	59.586	1:28.653
22	1:26.409	1:38.559							62	1 LAP	1:36.430

Car 44 - Transponder wiring fault

Weather / Track : Changeable

Snetterton  
Circuit Length = 1.9520 miles  
Start: 16:50 End: 17:11

# MAX 5 Racing Championship

## QUALIFYING - RACE 11 - CLASSIFICATION

POS	NO	CL	NAME	ENTRY	TIME	ON	LAPS	GAP	DIFF	MPH
1	2	A	Jonathan HALLIWELL	Mazda MX5	1:37.472	9	9			72.09
2	25	B	Paul RODDISON	Mazda MX5	1:38.188	9	9	0.716	0.716	71.56
3	5	A	Nick DOUGILL	Mazda MX5	1:39.533	9	9	2.061	1.345	70.60
4	1	A	Nick WRIGHT	Mazda MX5	1:40.939	9	9	3.467	1.406	69.61
5	55	A	Jonathan CRYER	Mazda MX5	1:41.421	9	9	3.949	0.482	69.28
6	24	A	Jeremy SHIPLEY	Mazda MX5	1:42.554	8	8	5.082	1.133	68.52
7	8	B	Matthew TIDMARSH	Mazda MX5	1:44.912	8	8	7.440	2.358	66.98
8	57	A	Duncan FREEMAN	Mazda MX5	1:47.774	8	8	10.302	2.862	65.20
9	23	A	Mark THEAKER	Mazda MX5	1:52.048	8	8	14.576	4.274	62.71

**CAR 24 - TRANSPONDER NOT WORKING - FIX OR YOU WILL BE IGNORED IN THE RACE**

Weather / Track : Cloudy / Damp

These results are provisional until the conclusion of any judicial and technical matters.

Snetterton

Circuit Length = 1.9520 miles

Start: 09:25 End: 09:42

Clerk of Course :

Timekeeper :

# MAX 5 Racing Championship

## QUALIFYING - RACE 11 - LAP ANALYSIS

<b>1</b>	<b>Nick WRIGHT</b>		A Mazda MX5				
1 -	1:54.000	+ 13.061	9:27:25.044	6 -	1:41.031	+ 0.092	9:35:58.323
2 -	1:46.376	+ 5.437	9:29:11.420	7 -	1:41.264	+ 0.325	9:37:39.587
3 -	1:43.331	+ 2.392	9:30:54.751	8 -	1:50.747	+ 9.808	9:39:30.334
4 -	1:41.595	+ 0.656	9:32:36.346	9 -	<b>1:40.939</b>		<b>9:41:11.273</b>
5 -	1:40.946	+ 0.007	9:34:17.292				
<b>2</b>	<b>Jonathan HALLIWELL</b>		A Mazda MX5				
1 -	1:54.004	+ 16.532	9:27:39.043	6 -	1:39.162	+ 1.690	9:36:07.811
2 -	1:46.492	+ 9.020	9:29:25.535	7 -	1:38.317	+ 0.845	9:37:46.128
3 -	1:42.962	+ 5.490	9:31:08.497	8 -	1:38.672	+ 1.200	9:39:24.800
4 -	1:41.280	+ 3.808	9:32:49.777	9 -	<b>1:37.472</b>		<b>9:41:02.272</b>
5 -	1:38.872	+ 1.400	9:34:28.649				
<b>5</b>	<b>Nick DOUGILL</b>		A Mazda MX5				
1 -	1:55.613	+ 16.080	9:27:34.665	6 -	1:41.321	+ 1.788	9:36:13.398
2 -	1:47.087	+ 7.554	9:29:21.752	7 -	1:41.150	+ 1.617	9:37:54.548
3 -	1:44.468	+ 4.935	9:31:06.220	8 -	1:42.224	+ 2.691	9:39:36.772
4 -	1:44.624	+ 5.091	9:32:50.844	9 -	<b>1:39.533</b>		<b>9:41:16.305</b>
5 -	1:41.233	+ 1.700	9:34:32.077				
<b>8</b>	<b>Matthew TIDMARSH</b>		B Mazda MX5				
1 -	1:50.916	+ 6.004	9:29:20.106	5 -	1:46.607	+ 1.695	9:36:49.707
2 -	2:04.388	+ 19.476	9:31:24.494	6 -	1:45.379	+ 0.467	9:38:35.086
3 -	1:49.866	+ 4.954	9:33:14.360	7 -	1:46.332	+ 1.420	9:40:21.418
4 -	1:48.740	+ 3.828	9:35:03.100	8 -	<b>1:44.912</b>		<b>9:42:06.330</b>
<b>23</b>	<b>Mark THEAKER</b>		A Mazda MX5				
1 -	2:01.984	+ 9.936	9:27:34.328	5 -	1:56.044	+ 3.996	9:35:41.116
2 -	2:07.430	+ 15.382	9:29:41.758	6 -	1:56.673	+ 4.625	9:37:37.789
3 -	2:06.657	+ 14.609	9:31:48.415	7 -	1:55.416	+ 3.368	9:39:33.205
4 -	1:56.657	+ 4.609	9:33:45.072	8 -	<b>1:52.048</b>		<b>9:41:25.253</b>
<b>24</b>	<b>Jeremy SHIPLEY</b>		A Mazda MX5				
1 -	1:50.956	+ 8.402	9:29:27.622	5 -	1:44.433	+ 1.879	9:36:25.760
2 -	1:44.072	+ 1.518	9:31:11.694	6 -	1:43.504	+ 0.950	9:38:09.264
3 -	1:44.731	+ 2.177	9:32:56.425	7 -	1:43.927	+ 1.373	9:39:53.191
4 -	1:44.902	+ 2.348	9:34:41.327	8 -	<b>1:42.554</b>		<b>9:41:35.745</b>
<b>25</b>	<b>Paul RODDISON</b>		B Mazda MX5				
1 -	1:48.419	+ 10.231	9:27:25.494	6 -	1:40.658	+ 2.470	9:36:02.477
2 -	1:51.060	+ 12.872	9:29:16.554	7 -	1:38.323	+ 0.135	9:37:40.800
3 -	1:43.309	+ 5.121	9:30:59.863	8 -	1:40.264	+ 2.076	9:39:21.064
4 -	1:41.206	+ 3.018	9:32:41.069	9 -	<b>1:38.188</b>		<b>9:40:59.252</b>
5 -	1:40.750	+ 2.562	9:34:21.819				
<b>55</b>	<b>Jonathan CRYER</b>		A Mazda MX5				
1 -	1:55.751	+ 14.330	9:27:37.783	6 -	1:43.338	+ 1.917	9:36:32.097
2 -	1:53.657	+ 12.236	9:29:31.440	7 -	1:42.118	+ 0.697	9:38:14.215
3 -	1:47.508	+ 6.087	9:31:18.948	8 -	1:41.425	+ 0.004	9:39:55.640
4 -	1:45.458	+ 4.037	9:33:04.406	9 -	<b>1:41.421</b>		<b>9:41:37.061</b>
5 -	1:44.353	+ 2.932	9:34:48.759				
<b>57</b>	<b>Duncan FREEMAN</b>		A Mazda MX5				
1 -	2:09.338	+ 21.564	9:27:44.384	5 -	1:50.355	+ 2.581	9:35:19.003
2 -	1:59.845	+ 12.071	9:29:44.229	6 -	1:49.614	+ 1.840	9:37:08.617
3 -	1:53.260	+ 5.486	9:31:37.489	7 -	1:49.036	+ 1.262	9:38:57.653
4 -	1:51.159	+ 3.385	9:33:28.648	8 -	<b>1:47.774</b>		<b>9:40:45.427</b>


CAR 24 - TRANSPONDER NOT WORKING - FIX OR YOU WILL BE IGNORED IN THE RACE

Weather / Track : Cloudy / Damp

Snetterton  
Circuit Length = 1.9520 miles  
Start: 09:25 End: 09:42

# MAX 5 Racing Championship

## RACE 11 - GRID

ROW 5	1:52.048 23 Mark THEAKER		
ROW 4		1:44.912 8 Matthew TIDMARSH	1:47.774 57 Duncan FREEMAN
ROW 3	1:41.421 55 Jonathan CRYER		1:42.554 24 Jeremy SHIPLEY
ROW 2		1:39.533 5 Nick DOUGILL	1:40.939 1 Nick WRIGHT
ROW 1	1:37.472 2 Jonathan HALLIWELL		1:38.188 25 Paul RODDISON
<b>Pole</b>			
			

Snetterton  
Circuit Length = 1.9520 miles

**These results are provisional until the conclusion of any judicial and technical matters.**

Clerk of Course :		Timekeeper :
-------------------	--	--------------

# MSA British Superkart Championship

## RACE 7 - CLASSIFICATION

POS	NO	CL	NAME	ENTRY	LAPS	TIME	GAP	DIFF	MPH	BEST	ON
1	21	N	Ben DAVIS	Anderson/Honda	12	16:18.367			86.18	1:19.724	10
2	4	O	Ben WILLSHIRE	Anderson/SGM	12	16:42.189	23.822	23.822	84.14	1:22.246	8
3	GP	O	Danny EDWARDS	F1/TM	12	16:54.811	36.444	12.622	83.09	1:23.499	5
4	52	N	Steve BURTON	Anderson/Honda	12	16:56.397	38.030	1.586	82.96	1:22.178	9
5	44	N	Peter BENNETT	Anderson/Honda	12	16:59.378	41.011	2.981	82.72	1:20.092	9
6	82	N	Ashley MACK	Anderson/Honda	12	17:01.247	42.880	1.869	82.57	1:20.700	11
7	3	O	Louise COLIN	Anderson/Pavesi	12	17:13.932	55.565	12.685	81.55	1:24.607	12
8	6	I	Daffyd ILES	Energy/TM	12	17:22.529	1:04.162	8.597	80.88	1:25.740	8
9	20	N	Toby DAVIS	Anderson/Honda	12	17:29.098	1:10.731	6.569	80.37	1:24.018	11
10	68	N	Tom HATFIELD	PVP/Honda	12	17:29.534	1:11.167	0.436	80.34	1:24.611	11
11	51	I	Garth DYER	Wright/TM	12	17:41.648	1:23.281	12.114	79.42	1:26.566	12
12	55	I	Bruce CRAWLEY	Energy/TM	12	17:41.715	1:23.348	0.067	79.42	1:26.880	4
13	03	I	Kevin GRAY	Energy/TM	11	16:22.048	1 lap	1 lap	78.71	1:28.155	4
14	41	O	Simon RUSHFORTH	Spyda/Pavesi	11	16:31.103	1 lap	9.055	77.99	1:27.220	10
15	32	O	John HUTTON	Anderson/Pavesi	11	16:34.059	1 lap	2.956	77.76	1:27.749	11
16	25	N	Paul HILTON	Anderson/Honda	11	17:12.516	1 lap	38.457	74.86	1:29.554	9
NOT CLASSIFIED											
DNF	88	N	Chris JOHNSON	F1/Honda	9	13:33.205	3 laps	2 laps	77.77	1:25.780	6
DNF	22	N	Graham JOHNSON	Anderson/Honda	8	11:48.880	4 laps	1 lap	79.30	1:25.202	4
DNF	89	N	Andy GRIMM	Jade/Honda	2	3:04.764	10 laps	6 laps	76.06	1:25.971	2
DNF	0	I	Chris NEEDHAM	Gold VM	1	3:13.108	11 laps	1 lap	36.38		
DNF	84	O	Danny BUTLER	F1/TM	0						
FASTEST LAP											
21	N	Ben DAVIS	Anderson/Honda	10	1:19.724			88.14 mph		141.85 kph	
4	O	Ben WILLSHIRE	Anderson/SGM	8	1:22.246			85.44 mph		137.50 kph	
6	I	Daffyd ILES	Energy/TM	8	1:25.740			81.95 mph		131.89 kph	

Weather / Track : Cloudy / Damp

These results are provisional until the conclusion of any judicial and technical matters.

Snetterton

Circuit Length = 1.9520 miles

Start: 09:58 End: 10:16

Clerk of Course :		Timekeeper :	
-------------------	--	--------------	--

# MSA British Superkart Championship

## RACE 7 - LAP CHART

Lap 1			Lap 2			Lap 3			Lap 4			Lap 5		
No	Behind	Laptime	No	Behind	Laptime	No	Behind	Laptime	No	Behind	Laptime	No	Behind	Laptime
GP		1:29.425	4		1:23.375	21		1:20.795	21		1:20.832	21		1:20.569
4	0.534	1:29.959	GP	0.800	1:24.709	4	0.462	1:23.330	4	3.287	1:23.657	4	5.426	1:22.708
3	2.968	1:32.393	21	2.073	1:22.252	GP	1.984	1:24.052	GP	4.822	1:23.670	GP	7.752	1:23.499
6	3.141	1:32.566	3	5.456	1:26.397	44	7.928	1:22.610	44	8.610	1:21.514	44	9.611	1:21.570
51	3.723	1:33.148	6	6.892	1:27.660	3	9.158	1:26.570	3	13.852	1:25.526	82	16.701	1:23.408
21	3.730	1:33.155	51	7.768	1:27.954	6	10.413	1:26.389	82	13.862	1:23.991	52	17.317	1:23.499
03	4.245	1:33.670	44	8.186	1:23.790	82	10.703	1:23.911	52	14.387	1:23.529	3	18.615	1:25.332
55	4.914	1:34.339	55	8.549	1:27.544	52	11.690	1:24.465	6	15.664	1:26.083	6	21.352	1:26.257
44	8.305	1:37.730	03	9.123	1:28.787	51	12.696	1:27.796	51	19.184	1:27.320	22	26.821	1:26.518
82	8.431	1:37.856	82	9.660	1:25.138	55	13.568	1:27.887	55	19.616	1:26.880	55	27.789	1:28.742
32	8.682	1:38.107	52	10.093	1:25.058	03	14.930	1:28.675	22	20.872	1:25.202	51	27.834	1:29.219
52	8.944	1:38.369	89	11.430	1:25.971	22	16.502	1:25.984	03	22.253	1:28.155	03	30.635	1:28.951
89	9.368	1:38.793	22	13.386	1:26.783	32	21.237	1:29.131	68	28.202	1:26.727	68	33.479	1:25.846
22	10.512	1:39.937	32	14.974	1:30.201	68	22.307	1:27.496	32	29.568	1:29.163	20	36.527	1:26.458
41	11.042	1:40.467	68	17.679	1:29.491	88	23.448	1:28.557	88	30.411	1:27.795	88	37.598	1:27.756
20	11.410	1:40.835	88	17.759	1:28.720	20	24.590	1:28.405	20	30.638	1:26.880	32	38.587	1:29.588
68	12.097	1:41.522	20	19.053	1:31.552	41	27.797	1:30.675	41	36.758	1:29.793	41	45.264	1:29.075
88	12.948	1:42.373	0	1 LAP	3:13.108 P	25	39.499	1:32.892	25	51.090	1:32.423	25	1:01.382	1:30.861
25	21.895	1:51.320	41	19.990	1:32.857									
			25	29.475	1:31.489									

Weather / Track : Cloudy / Damp

Snetterton  
Circuit Length = 1.9520 miles  
Start: 09:58 End: 10:16

# MSA British Superkart Championship

## RACE 7 - LAP CHART

Lap 6			Lap 7			Lap 8			Lap 9			Lap 10		
No	Behind	Laptime	No	Behind	Laptime	No	Behind	Laptime	No	Behind	Laptime	No	Behind	Laptime
21		1:20.406	21		1:20.186	21		1:20.217	21		1:19.774	21		1:19.724
4	7.680	1:22.660	4	10.164	1:22.670	25	1 LAP	1:31.697	4	15.630	1:23.211	4	18.562	1:22.656
GP	11.194	1:23.848	GP	14.880	1:23.872	4	12.193	1:22.246	25	1 LAP	1:32.080	GP	27.706	1:24.667
82	19.111	1:22.816	82	21.905	1:22.980	GP	18.609	1:23.946	GP	22.763	1:23.928	25	1 LAP	1:29.554
52	20.219	1:23.308	52	22.344	1:22.311	82	24.257	1:22.569	52	26.977	1:22.178	52	31.973	1:24.720
3	24.076	1:25.867	44	26.841	1:20.976	52	24.573	1:22.446	82	27.211	1:22.728	44	39.880	1:31.831
44	26.051	1:36.846	3	28.893	1:25.003	44	27.455	1:20.831	44	27.773	1:20.092	82	40.864	1:33.377
6	27.397	1:26.451	6	33.859	1:26.648	3	34.695	1:26.019	3	40.114	1:25.193	3	46.632	1:26.242
22	33.643	1:27.228	55	42.020	1:27.146	6	39.382	1:25.740	6	45.700	1:26.092	6	51.942	1:25.966
51	34.969	1:27.541	22	42.207	1:28.750	68	50.447	1:25.856	68	56.235	1:25.562	68	1:01.307	1:24.796
55	35.060	1:27.677	68	44.808	1:26.383	22	50.468	1:28.478	20	58.126	1:25.815	20	1:02.641	1:24.239
68	38.611	1:25.538	51	46.979	1:32.196	55	51.515	1:29.712	55	59.761	1:28.020	55	1:07.223	1:27.186
03	39.711	1:29.482	20	47.261	1:25.566	20	52.085	1:25.041	51	1:02.137	1:27.550	51	1:09.822	1:27.409
20	41.881	1:25.760	03	48.275	1:28.750	51	54.361	1:27.599	03	1:05.420	1:28.855	03	1:15.353	1:29.657
88	42.972	1:25.780	88	57.480	1:34.694	03	56.339	1:28.281	88	1:15.019	1:28.633			
32	47.836	1:29.655	32	57.554	1:29.904	88	1:06.160	1:28.897	41	1:17.931	1:27.789			
41	53.720	1:28.862	41	1:01.411	1:27.877	32	1:08.231	1:30.894	32	1:18.564	1:30.107			
25	1:15.125	1:34.149				41	1:09.916	1:28.722						

Weather / Track : Cloudy / Damp

Snetterton  
Circuit Length = 1.9520 miles  
Start: 09:58 End: 10:16

# MSA British Superkart Championship

## RACE 7 - LAP CHART

Lap 11			Lap 12		
No	Behind	Laptime	No	Behind	Laptime
21		1:20.581	21		1:19.876
41	1 LAP	1:27.220	03	1 LAP	1:28.785
32	1 LAP	1:29.560	41	1 LAP	1:27.766
4	21.016	1:23.035	32	1 LAP	1:27.749
GP	31.381	1:24.256	4	23.822	1:22.682
52	35.207	1:23.815	GP	36.444	1:24.939
25	1 LAP	1:30.141	52	38.030	1:22.699
44	39.564	1:20.265	44	41.011	1:21.323
82	40.983	1:20.700	82	42.880	1:21.773
3	50.834	1:24.783	25	1 LAP	1:35.910
6	57.971	1:26.610	3	55.565	1:24.607
68	1:05.337	1:24.611	6	1:04.162	1:26.067
20	1:06.078	1:24.018	20	1:10.731	1:24.529
55	1:14.795	1:28.153	68	1:11.167	1:25.706
51	1:16.591	1:27.350	51	1:23.281	1:26.566
			55	1:23.348	1:28.429

Weather / Track : Cloudy / Damp

Snetterton  
 Circuit Length = 1.9520 miles  
 Start: 09:58 End: 10:16

# Easytrack Caterham Graduate Championship (Super Grad Class)

## RACE 8 - CLASSIFICATION

POS	NO	CL	NAME	ENTRY	LAPS	TIME	GAP	DIFF	MPH	BEST	ON
1	109		James SIBBET	Caterham 7	13	18:27.567			82.48	1:22.861	11
2	148		Daniel MALKIN	Caterham 7	13	18:37.035	9.468	9.468	81.78	1:23.655	11
3	105		Jamie WARING	Caterham 7	13	18:41.533	13.966	4.498	81.45	1:24.187	7
4	186		James SYKES	Caterham 7	13	18:49.401	21.834	7.868	80.88	1:25.064	9
5	107		Neil SHINNER	Caterham 7	13	18:53.866	26.299	4.465	80.56	1:24.636	8
6	110		Dylan STANLEY	Caterham 7	13	18:55.647	28.080	1.781	80.44	1:23.240	7
7	159		Andy MOLSOM	Caterham 7	13	18:57.593	30.026	1.946	80.30	1:25.041	9
8	190		David PEARCE	Caterham 7	13	19:06.277	38.710	8.684	79.69	1:22.953	12
9	108		Gareth CORDEY	Caterham 7	13	19:08.964	41.397	2.687	79.50	1:25.010	8
10	172		Toby BRIANT	Caterham 7	13	19:09.414	41.847	0.450	79.47	1:25.288	12
11	139		Mark GREGORY	Caterham 7	13	19:16.521	48.954	7.107	78.98	1:26.264	13
12	103		Mick WHITEHEAD	Caterham 7	13	19:16.544	48.977	0.023	78.98	1:24.031	13
13	123		Sean MIGHALL	Caterham 7	13	19:17.442	49.875	0.898	78.92	1:24.984	9
14	188		Chris ROME	Caterham 7	13	19:29.312	1:01.745	11.870	78.12	1:25.343	11
15	128		Martin KAY	Caterham 7	13	19:29.338	1:01.771	0.026	78.12	1:25.224	8
16	118		Andy SKINNER	Caterham 7	13	19:31.597	1:04.030	2.259	77.97	1:25.453	8
17	122		Martin GEE	Caterham 7	13	19:40.338	1:12.771	8.741	77.39	1:27.433	13
18	71		Martin COLLIER	Caterham 7	13	19:40.700	1:13.133	0.362	77.37	1:26.922	11
19	180		James BATCHELOR	Caterham 7	13	19:41.153	1:13.586	0.453	77.34	1:26.982	13
20	125		Stephen HIRONS	Caterham 7	12	18:29.250	1 lap	1 lap	76.02	1:28.412	8
21	119		Anthony JAFFE	Caterham 7	12	18:29.435	1 lap	0.185	76.00	1:28.220	11
22	146		Nick PANCISI	Caterham 7	12	18:29.558	1 lap	0.123	75.99	1:24.989	12
23	112		Steve HUMPHREYS	Caterham 7	12	18:30.918	1 lap	1.360	75.90	1:25.608	12
24	111		Yolande HUMPHREYS	Caterham 7	12	18:48.288	1 lap	17.370	74.73	1:28.948	9
25	133		Jonathan MILLER	Caterham 7	12	18:48.353	1 lap	0.065	74.73	1:28.167	9
26	176		Andrew REDD	Caterham 7	12	18:48.779	1 lap	0.426	74.70	1:28.997	4
27	136 S		John GIL	Caterham 7	12	18:49.409	1 lap	0.630	74.66	1:28.648	10
28	142 S		Ian DYBLE	Caterham 7	12	18:57.655	1 lap	8.246	74.12	1:28.292	8
29	130 S		Andrew HAYTER	Caterham 7	12	18:58.723	1 lap	1.068	74.05	1:29.376	11
30	113		Martyn LEWIS	Caterham 7	12	19:01.847	1 lap	3.124	73.84	1:29.977	12
31	164		Paul ELLIOTT	Caterham 7	12	19:05.151	1 lap	3.304	73.63	1:29.941	11
32	160		Peter HUGHES	Caterham 7	12	19:11.651	1 lap	6.500	73.22	1:31.444	12

### NOT CLASSIFIED

DNF	120 S		Reece SOMERFIELD	Caterham 7	11	16:08.013	2 laps	1 lap	79.85	1:24.781	9
DNF	170		James POTTER	Caterham 7	11	16:10.136	2 laps	2.123	79.67	1:24.675	9
DNF	132 S		Ian ANDERSON	Caterham 7	5	7:31.293	8 laps	6 laps	77.85	1:26.757	5

### FASTEST LAP

109			James SIBBET	Caterham 7	11	1:22.861		84.80 mph		136.48 kph	
120 S			Reece SOMERFIELD	Caterham 7	9	1:24.781		82.88 mph		133.39 kph	

Weather / Track : Cloudy / Dry

These results are provisional until the conclusion of any judicial and technical matters.

Snetterton

Circuit Length = 1.9520 miles

Start: 10:31 End: 10:51

Clerk of Course :		Timekeeper :	
-------------------	--	--------------	--

# Easytrack Caterham Graduate Championship (Super Grad Class)

## RACE 8 - LAP CHART

Lap 1			Lap 2			Lap 3			Lap 4			Lap 5		
No	Behind	Laptime	No	Behind	Laptime	No	Behind	Laptime	No	Behind	Laptime	No	Behind	Laptime
148		1:34.904	109		1:26.633	109		1:26.928	109		1:24.913	109		1:24.015
109	0.362	1:35.266	105	0.578	1:26.837	105	0.428	1:26.778	105	1.446	1:25.931	148	2.321	1:24.827
105	0.736	1:35.640	148	0.910	1:27.905	148	0.952	1:26.970	148	1.509	1:25.470	105	2.889	1:25.458
110	1.648	1:36.552	186	1.473	1:26.362	186	1.637	1:27.092	186	1.846	1:25.122	110	4.471	1:25.020
186	2.106	1:37.010	110	2.325	1:27.672	110	2.646	1:27.249	110	3.466	1:25.733	186	6.137	1:28.306
103	3.031	1:37.935	107	5.129	1:28.952	103	6.874	1:28.272	103	9.247	1:27.286	103	11.193	1:25.961
107	3.172	1:38.076	103	5.530	1:29.494	120	7.458	1:28.578	120	9.431	1:26.886	120	11.221	1:25.805
120	3.267	1:38.171	120	5.808	1:29.536	107	8.021	1:29.820	107	9.793	1:26.685	107	11.629	1:25.851
132	4.064	1:38.968	132	6.759	1:29.690	132	8.060	1:28.229	132	10.796	1:27.649	159	12.999	1:25.588
139	6.083	1:40.987	159	8.576	1:29.245	159	9.720	1:28.072	159	11.426	1:26.619	132	13.538	1:26.757
159	6.326	1:41.230	172	10.734	1:29.808	172	12.861	1:29.055	172	15.982	1:28.034	170	19.530	1:26.733
172	7.921	1:42.825	139	10.837	1:31.749	139	13.798	1:29.889	139	16.718	1:27.833	172	20.135	1:28.168
112	8.352	1:43.256	170	13.193	1:31.506	170	14.960	1:28.695	170	16.812	1:26.765	139	20.874	1:28.171
170	8.682	1:43.586	108	13.412	1:31.619	108	15.442	1:28.958	108	18.006	1:27.477	108	21.203	1:27.212
108	8.788	1:43.692	118	15.753	1:32.647	123	19.200	1:29.446	123	22.139	1:27.852	123	24.846	1:26.722
123	9.446	1:44.350	112	15.763	1:34.406	118	21.349	1:32.524	190	24.902	1:27.471	190	26.363	1:25.476
146	9.733	1:44.637	123	16.682	1:34.231	128	21.928	1:31.411	118	25.260	1:28.824	118	28.358	1:27.113
118	10.101	1:45.005	128	17.445	1:32.977	190	22.344	1:30.852	128	25.800	1:28.785	128	29.346	1:27.561
122	10.516	1:45.420	122	18.066	1:34.545	122	23.828	1:32.690	122	30.073	1:31.158	122	36.514	1:30.456
128	11.463	1:46.367	176	18.381	1:32.253	71	29.034	1:34.731	180	35.422	1:30.591	180	40.354	1:28.947
111	12.878	1:47.782	190	18.420	1:32.112	180	29.744	1:35.167	71	35.801	1:31.680	188	40.397	1:28.370
176	13.123	1:48.027	111	20.802	1:34.919	188	31.087	1:35.719	188	36.042	1:29.868	71	40.868	1:29.082
71	13.243	1:48.147	71	21.231	1:34.983	125	32.127	1:36.012	125	37.201	1:29.987	119	47.121	1:32.350
190	13.303	1:48.207	180	21.505	1:33.696	111	32.175	1:38.301	119	38.786	1:30.831	125	49.098	1:35.912
125	14.404	1:49.308	188	22.296	1:33.660	142	32.663	1:36.093	111	40.404	1:33.142	111	49.892	1:33.503
180	14.804	1:49.708	125	23.043	1:35.634	119	32.868	1:34.889	133	40.684	1:32.096	133	50.326	1:33.657
188	15.631	1:50.535	142	23.498	1:34.468	130	33.435	1:35.720	142	40.906	1:33.156	112	50.610	1:32.226
142	16.025	1:50.929	130	24.643	1:35.081	133	33.501	1:34.767	146	41.253	1:31.830	142	50.736	1:33.845
136	16.345	1:51.249	119	24.907	1:34.682	136	34.203	1:36.156	130	42.166	1:33.644	176	51.217	1:31.907
130	16.557	1:51.461	136	24.975	1:35.625	146	34.336	1:31.492	112	42.399	1:29.044	130	51.381	1:33.230
133	17.133	1:52.037	133	25.662	1:35.524	112	38.268	1:49.433	136	42.477	1:33.187	136	52.138	1:33.676
119	17.220	1:52.124	160	28.072	1:36.916	160	39.221	1:38.077	176	43.325	1:28.997	146	57.619	1:40.381
160	18.151	1:53.055	146	29.772	1:47.034	176	39.241	1:47.788	113	49.377	1:34.136	113	59.445	1:34.083
164	19.730	1:54.634	113	31.200	1:38.138	113	40.154	1:35.882	160	50.885	1:36.577	160	1:01.029	1:34.159
113	20.057	1:54.961	164	31.957	1:39.222	164	41.857	1:36.828	164	51.302	1:34.358	164	1:02.364	1:35.077

Weather / Track : Cloudy / Dry

Snetterton  
Circuit Length = 1.9520 miles  
Start: 10:31 End: 10:51

# Easytrack Caterham Graduate Championship (Super Grad Class)

## RACE 8 - LAP CHART

Lap 6			Lap 7			Lap 8			Lap 9			Lap 10		
No	Behind	Laptime	No	Behind	Laptime	No	Behind	Laptime	No	Behind	Laptime	No	Behind	Laptime
109		1:23.480	109		1:23.523	109		1:23.113	109		1:24.493	109		1:24.939
148	3.646	1:24.805	148	4.399	1:24.276	110	6.312	1:23.865	113	1 LAP	1:32.408	142	1 LAP	1:29.597
105	4.293	1:24.884	105	4.957	1:24.187	148	6.440	1:25.154	160	1 LAP	1:33.037	136	1 LAP	1:31.555
110	5.843	1:24.852	110	5.560	1:23.240	105	6.933	1:25.089	148	6.410	1:24.463	148	6.847	1:25.376
186	8.655	1:25.998	186	10.837	1:25.705	186	13.254	1:25.530	110	6.522	1:24.703	110	7.827	1:26.244
120	15.933	1:28.192	107	18.327	1:25.785	107	19.850	1:24.636	164	1 LAP	1:33.117	105	7.897	1:25.901
107	16.065	1:27.916	120	18.721	1:26.311	120	20.413	1:24.805	105	6.935	1:24.495	113	1 LAP	1:34.260
159	16.812	1:27.293	159	19.328	1:26.039	159	21.502	1:25.287	186	13.825	1:25.064	130	1 LAP	1:42.335
170	22.363	1:26.313	170	23.713	1:24.873	170	26.014	1:25.414	107	20.313	1:24.956	160	1 LAP	1:33.356
172	23.731	1:27.076	172	26.610	1:26.402	172	29.422	1:25.925	120	20.701	1:24.781	186	15.073	1:26.187
108	25.514	1:27.791	108	27.975	1:25.984	108	29.872	1:25.010	159	22.050	1:25.041	164	1 LAP	1:33.579
139	26.225	1:28.831	139	29.821	1:27.119	103	33.906	1:26.517	170	26.196	1:24.675	107	20.290	1:24.916
103	29.074	1:41.361	103	30.502	1:24.951	139	34.260	1:27.552	172	30.932	1:26.003	159	22.525	1:25.414
190	29.397	1:26.514	190	30.624	1:24.750	190	34.336	1:26.825	108	31.379	1:26.000	120	22.806	1:27.044
123	30.204	1:28.838	123	32.343	1:25.662	123	34.882	1:25.652	190	33.642	1:23.799	170	27.574	1:26.317
118	31.437	1:26.559	118	33.880	1:25.966	118	36.220	1:25.453	103	34.028	1:24.615	172	33.183	1:27.190
128	32.215	1:26.349	128	34.667	1:25.975	128	36.778	1:25.224	123	35.373	1:24.984	108	33.220	1:26.780
122	42.016	1:28.982	122	46.970	1:28.477	188	50.717	1:26.339	139	36.695	1:26.928	190	38.542	1:29.839
188	44.578	1:27.661	188	47.491	1:26.436	122	52.361	1:28.504	118	37.479	1:25.752	139	39.501	1:27.745
180	45.560	1:28.686	71	49.992	1:27.584	71	55.283	1:28.404	128	38.061	1:25.776	123	41.732	1:31.298
71	45.931	1:28.543	180	50.105	1:28.068	180	55.864	1:28.872	188	52.722	1:26.498	103	43.725	1:34.636
119	53.918	1:30.277	119	1:00.627	1:30.232	125	1:06.019	1:28.412	122	55.703	1:27.835	118	48.142	1:35.602
125	55.484	1:29.866	125	1:00.720	1:28.759	119	1:06.799	1:29.285	71	58.554	1:27.764	128	52.991	1:39.869
111	58.792	1:32.380	111	1:08.163	1:32.894	112	1:15.485	1:30.130	180	59.227	1:27.856	188	54.307	1:26.524
133	58.849	1:32.003	112	1:08.468	1:32.952	146	1:16.041	1:29.372	125	1:10.503	1:28.977	122	59.234	1:28.470
112	59.039	1:31.909	176	1:09.150	1:32.816	176	1:17.877	1:31.840	119	1:10.572	1:28.266	71	1:01.283	1:27.668
176	59.857	1:32.120	130	1:09.773	1:32.769	111	1:17.932	1:32.882	146	1:18.512	1:26.964	180	1:01.926	1:27.638
130	1:00.527	1:32.626	146	1:09.782	1:30.038	130	1:19.412	1:32.752	112	1:19.631	1:28.639	119	1:14.438	1:28.805
136	1:00.970	1:32.312	133	1:10.018	1:34.692	133	1:19.433	1:32.528	111	1:22.387	1:28.948	125	1:14.563	1:28.999
146	1:03.267	1:29.128	136	1:10.561	1:33.114	136	1:19.702	1:32.254	176	1:22.480	1:29.096	146	1:20.222	1:26.649
142	1:08.913	1:41.657	142	1:15.499	1:30.109	142	1:20.678	1:28.292	133	1:23.107	1:28.167	112	1:21.140	1:26.448
113	1:09.436	1:33.471	113	1:17.358	1:31.445									
160	1:11.188	1:33.639	160	1:20.884	1:33.219									
164	1:11.758	1:32.874	164	1:21.132	1:32.897									

Weather / Track : Cloudy / Dry

Snetterton  
Circuit Length = 1.9520 miles  
Start: 10:31 End: 10:51

# Easytrack Caterham Graduate Championship (Super Grad Class)

## RACE 8 - LAP CHART


Lap 11			Lap 12			Lap 13		
No	Behind	Laptime	No	Behind	Laptime	No	Behind	Laptime
109		1:22.861	109		1:23.769	109		1:23.634
111	1 LAP	1:29.903	146	1 LAP	1:27.044	125	1 LAP	1:28.715
133	1 LAP	1:30.085	112	1 LAP	1:26.867	119	1 LAP	1:29.474
176	1 LAP	1:31.874	148	8.555	1:24.683	146	1 LAP	1:24.989
142	1 LAP	1:28.837	111	1 LAP	1:31.328	112	1 LAP	1:25.608
136	1 LAP	1:28.648	133	1 LAP	1:31.219	148	9.468	1:24.547
148	7.641	1:23.655	105	13.313	1:26.704	105	13.966	1:24.287
105	10.378	1:25.342	142	1 LAP	1:30.341	111	1 LAP	1:32.306
186	18.283	1:26.071	176	1 LAP	1:30.754	133	1 LAP	1:31.578
130	1 LAP	1:30.237	136	1 LAP	1:30.410	176	1 LAP	1:31.307
113	1 LAP	1:31.806	186	19.763	1:25.249	186	21.834	1:25.705
107	23.996	1:26.567	107	25.060	1:24.833	136	1 LAP	1:31.223
164	1 LAP	1:31.980	130	1 LAP	1:29.376	107	26.299	1:24.873
159	25.586	1:25.922	110	27.409	1:25.480	110	28.080	1:24.305
110	25.698	1:40.732	159	27.446	1:25.629	159	30.026	1:26.214
160	1 LAP	1:35.438	113	1 LAP	1:31.280	142	1 LAP	1:40.331
120	27.849	1:27.904	164	1 LAP	1:29.941	130	1 LAP	1:29.492
170	29.972	1:25.259	160	1 LAP	1:32.734	113	1 LAP	1:29.977
108	37.224	1:26.865	190	38.494	1:22.953	164	1 LAP	1:30.644
172	37.882	1:27.560	172	39.401	1:25.288	190	38.710	1:23.850
190	39.310	1:23.629	108	39.578	1:26.123	108	41.397	1:25.453
139	43.540	1:26.900	139	46.324	1:26.553	172	41.847	1:26.080
123	46.148	1:27.277	123	47.912	1:25.533	160	1 LAP	1:31.444
103	47.794	1:26.930	103	48.580	1:24.555	139	48.954	1:26.264
118	55.613	1:30.332	188	58.636	1:25.616	103	48.977	1:24.031
128	56.026	1:25.896	128	59.008	1:26.751	123	49.875	1:25.597
188	56.789	1:25.343	118	1:00.683	1:28.839	188	1:01.745	1:26.743
122	1:04.916	1:28.543	122	1:08.972	1:27.825	128	1:01.771	1:26.397
71	1:05.344	1:26.922	71	1:09.634	1:28.059	118	1:04.030	1:26.981
180	1:06.237	1:27.172	180	1:10.238	1:27.770	122	1:12.771	1:27.433
119	1:19.797	1:28.220				71	1:13.133	1:27.133
125	1:20.371	1:28.669				180	1:13.586	1:26.982

Weather / Track : Cloudy / Dry

Snetterton  
Circuit Length = 1.9520 miles  
Start: 10:31 End: 10:51

# Lancaster Insurance MG Owners Club Championship

## RACE 9 - GRID - RESTART

ROW 14	20	Samantha DYSON	
ROW 13	50	Gordon PUXTY	15 Vincent HUNT
ROW 12	16	Paul WILLIAMS	52 Bob FISHER
ROW 11	9	Chris FLOOKS	31 Peter HEAD
ROW 10	25	Kevin BROADLEY	55 Hardipak JOHAL
ROW 9	26	Dean SULLIVAN	90 Philip CHURCHILL
ROW 8	61	Bob KETT	45 Harjinder BHAMBRA
ROW 7	66	Will SHARPE	29 Richard WATERMAN
ROW 6	2	Jim BAYNAM	12 Paul EALES
ROW 5	62	Sam SMITH	18 Malcolm HILL
ROW 4	46	Mark HALSALL	53 Mark BAKER
ROW 3	22	Paul CLACKETT	23 Paul SAVAGE
ROW 2	8	Paul WISBEY	10 Nick GOLHAR
ROW 1	44	Martin WILLS	27 Peter HIGTON
<b>Pole</b>			
			

Snetterton  
Circuit Length = 1.9520 miles

**These results are provisional until the conclusion of any judicial and technical matters.**

Clerk of Course :		Timekeeper :
-------------------	--	--------------

# Lancaster Insurance MG Owners Club Championship

## RACE 9 - CLASSIFICATION

POS	NO	CL	NAME	ENTRY	LAPS	TIME	GAP	DIFF	MPH	BEST	ON
1	44	F	Martin WILLS	MG F	9	13:24.642			78.59	1:26.759	3
2	23	F	Paul SAVAGE	MG F VVC	9	13:26.855	2.213	2.213	78.38	1:27.126	2
3	27	F	Peter HIGTON	MG F	9	13:35.185	10.543	8.330	77.58	1:28.356	2
4	8	F	Paul WISBEY	MG F VVC	9	13:36.297	11.655	1.112	77.47	1:28.402	2
5	22	Z	Paul CLACKETT	MG ZS 160	9	13:52.414	27.772	16.117	75.97	1:29.827	7
6	46	Z	Mark HALSALL	MG ZR 160	9	13:52.916	28.274	0.502	75.93	1:30.294	2
7	10	Z	Nick GOLHAR	MG ZR	9	13:53.229	28.587	0.313	75.90	1:29.206	2
8	4	F	Ian EVANS	MG MGF	9	14:06.656	42.014	13.427	74.69	1:30.003	7
9	2	A	Jim BAYNAM	MG B Roadster	9	14:12.268	47.626	5.612	74.20	1:32.761	8
10	26	Z	Dean SULLIVAN	MG ZR	9	14:15.298	50.656	3.030	73.94	1:32.401	8
11	18	A	Malcolm HILL	MG B GT	9	14:15.626	50.984	0.328	73.91	1:31.943	7
12	66	A	Will SHARPE	MG Midget	9	14:18.550	53.908	2.924	73.66	1:32.013	9
13	62	F	Sam SMITH	MG F	9	14:23.501	58.859	4.951	73.24	1:29.547	9
14	90	A	Philip CHURCHILL	MG B Roadster	9	14:43.140	1:18.498	19.639	71.61	1:35.508	2
15	45	B	Harjinder BHAMBRA	MG ZS	9	14:43.338	1:18.696	0.198	71.59	1:34.097	2
16	25	A	Kevin BROADLEY	MG B GT	9	14:44.153	1:19.511	0.815	71.53	1:35.944	7
17	9	A	Chris FLOOKS	MG B GT	9	14:44.595	1:19.953	0.442	71.49	1:35.915	7
18	55	B	Hardipak JOHAL	MG Maestro Efi	9	14:53.389	1:28.747	8.794	70.79	1:36.857	5
19	20	A	Samantha DYSON	MG MIDGET	8	13:29.904	1 lap	1 lap	69.41	1:37.489	5
20	61	B	Bob KETT	MG B	8	13:33.970	1 lap	4.066	69.06	1:34.238	2
21	15	A	Vincent HUNT	MG B	8	13:38.706	1 lap	4.736	68.66	1:38.289	6
22	52	I	Bob FISHER	MG B	8	13:53.446	1 lap	14.740	67.45	1:39.423	2
23	31	A	Peter HEAD	MG	8	14:30.172	1 lap	36.726	64.60	1:35.851	2

### NOT CLASSIFIED

DNF 53	F	Mark BAKER	MG F	2	3:08.169	7 laps	6 laps	74.68	1:28.769	2
DNF 12	A	Paul EALES	MG BGT	1	1:48.409	8 laps	1 lap	64.82		
DNF 16	A	Paul WILLIAMS	MG B GT	1	4:02.360	8 laps	2:13.951	28.99		
DNF 29	Z	Richard WATERMAN	MG ZR 160	0						
DNF 34	F	Andrew OSBORNE	MG F	0						
DNF 42	F	Simon KENDRICK	MG F VVC	0						
DNF 50	A	Gordon PUXTY	MG Midget	0						

### FASTEST LAP

44	F	Martin WILLS	MG F	3	1:26.759	80.99 mph	130.35 kph
10	Z	Nick GOLHAR	MG ZR	2	1:29.206	78.77 mph	126.77 kph
18	A	Malcolm HILL	MG B GT	7	1:31.943	76.42 mph	123.00 kph
45	B	Harjinder BHAMBRA	MG ZS	2	1:34.097	74.67 mph	120.18 kph
52	I	Bob FISHER	MG B	2	1:39.423	70.67 mph	113.74 kph

Weather / Track : Cloudy / Dry

These results are provisional until the conclusion of any judicial and technical matters.

Snetterton

Circuit Length = 1.9520 miles

Start: 11:25 End: 11:40

Clerk of Course :	Timekeeper :
-------------------	--------------

# Lancaster Insurance MG Owners Club Championship

## RACE 9 - LAP CHART

Lap 1			Lap 2			Lap 3			Lap 4			Lap 5		
No	Behind	Laptime	No	Behind	Laptime	No	Behind	Laptime	No	Behind	Laptime	No	Behind	Laptime
44		1:33.983	44		1:26.822	44		1:26.759	44		1:30.283	44		1:31.526
23	0.909	1:34.892	23	1.213	1:27.126	23	1.933	1:27.479	23	2.326	1:30.676	23	0.564	1:29.764
27	2.810	1:36.793	27	4.344	1:28.356	27	6.276	1:28.691	27	6.214	1:30.221	27	4.794	1:30.106
8	3.195	1:37.178	8	4.775	1:28.402	8	6.696	1:28.680	8	6.939	1:30.526	8	5.499	1:30.086
46	4.440	1:38.423	53	7.364	1:28.769	46	12.575	1:31.422	31	1 LAP	2:41.040 P	46	16.684	1:33.656
22	5.263	1:39.246	46	7.912	1:30.294	10	14.436	1:32.336	46	14.554	1:32.262	10	17.639	1:32.987
53	5.417	1:39.400	10	8.859	1:29.206	22	15.359	1:32.935	10	16.178	1:32.025	22	21.318	1:32.619
10	6.475	1:40.458	22	9.183	1:30.742	26	22.090	1:33.839	22	20.225	1:35.149	4	24.984	1:30.497
2	7.950	1:41.933	2	14.382	1:33.254	4	22.756	1:32.709	4	26.013	1:33.540	31	1 LAP	1:52.339 P
18	8.367	1:42.350	18	14.613	1:33.068	2	22.917	1:35.294	26	27.092	1:35.285	2	30.698	1:33.680
26	9.131	1:43.114	26	15.010	1:32.701	66	24.576	1:34.740	66	28.042	1:33.749	26	31.382	1:35.816
66	10.510	1:44.493	66	16.595	1:32.907	18	28.053	1:40.199	2	28.544	1:35.910	66	31.629	1:35.113
61	11.457	1:45.440	4	16.806	1:31.588	90	33.278	1:36.819	18	31.983	1:34.213	18	34.950	1:34.493
45	11.911	1:45.894	61	18.873	1:34.238	62	33.485	1:34.857	62	35.865	1:32.663	62	35.580	1:31.241
4	12.040	1:46.023	45	19.186	1:34.097	45	34.510	1:42.083	90	40.600	1:37.605	90	46.347	1:37.273
55	14.105	1:48.088	90	23.218	1:35.508	25	35.054	1:37.418	45	41.644	1:37.417	45	47.006	1:36.888
12	14.426	1:48.409	25	24.395	1:36.155	55	37.337	1:38.872	25	42.640	1:37.869	25	47.798	1:36.684
90	14.532	1:48.515	31	24.758	1:35.851	9	37.602	1:37.412	9	44.106	1:36.787	9	48.844	1:36.264
25	15.062	1:49.045	55	25.224	1:37.941	15	48.762	1:42.405	55	44.680	1:37.626	55	50.011	1:36.857
31	15.729	1:49.712	62	25.387	1:31.254	20	50.071	1:42.604	61	57.830	1:37.675	61	1:03.950	1:37.646
9	17.813	1:51.796	9	26.949	1:35.958	61	50.438	1:58.324	20	59.570	1:39.782	20	1:05.533	1:37.489
52	19.275	1:53.258	52	31.876	1:39.423	52	58.036	1:52.919	15	59.796	1:41.317	15	1:11.781	1:43.511
62	20.955	1:54.938	15	33.116	1:38.622				52	1:10.423	1:42.670	52	1:20.363	1:41.466
15	21.316	1:55.299	20	34.226	1:38.050									
20	22.998	1:56.981	16	1 LAP	4:02.360 P									

Weather / Track : Cloudy / Dry

Snetterton  
 Circuit Length = 1.9520 miles  
 Start: 11:25 End: 11:40

# Lancaster Insurance MG Owners Club Championship

## RACE 13 - GRID

ROW 16	50	Gordon PUXTY	
ROW 15	34	Andrew OSBORNE	42 Simon KENDRICK
ROW 14	16	Paul WILLIAMS	29 Richard WATERMAN
ROW 13	53	Mark BAKER	12 Paul EALES
ROW 12		1:41.612	1:47.599
	20	Samantha DYSON	26 Dean SULLIVAN
ROW 11		1:37.783	1:38.419
	52	Bob FISHER	15 Vincent HUNT
ROW 10		1:35.903	1:36.131
	55	Hardipak JOHAL	31 Peter HEAD
ROW 9		1:34.042	1:35.090
	25	Kevin BROADLEY	9 Chris FLOOKS
ROW 8		1:32.935	1:33.582
	28	Chris POLLARD	90 Philip CHURCHILL
ROW 7		1:31.694	1:32.606
	45	Harjinder BHAMBRA	61 Bob KETT
ROW 6		1:31.028	1:31.351
	18	Malcolm HILL	66 Will SHARPE
ROW 5		1:30.557	1:30.645
	2	Jim BAYNAM	46 Mark HALSALL
ROW 4		1:29.115	1:29.124
	62	Sam SMITH	10 Nick GOLHAR
ROW 3		1:29.064	1:29.092
	27	Peter HIGTON	22 Paul CLACKETT
ROW 2		1:28.200	1:28.551
	4	Ian EVANS	8 Paul WISBEY
ROW 1		1:26.025	1:28.152
	44	Martin WILLS	23 Paul SAVAGE

**Pole**

Snetterton  
Circuit Length = 1.9520 miles

**These results are provisional until the conclusion of any judicial and technical matters.**

Clerk of Course :		Timekeeper :
-------------------	--	--------------

# Lancaster Insurance MG Owners Club Championship

## RACE 9 - LAP CHART

Lap 6			Lap 7			Lap 8			Lap 9		
No	Behind	Laptime	No	Behind	Laptime	No	Behind	Laptime	No	Behind	Laptime
44		1:28.152	44		1:28.286	44		1:29.245	44		1:29.586
23	1.076	1:28.664	23	2.166	1:29.376	23	2.288	1:29.367	23	2.213	1:29.511
27	6.208	1:29.566	52	1 LAP	1:41.932	15	1 LAP	1:38.965	20	1 LAP	1:39.230
8	7.849	1:30.502	27	8.000	1:30.078	27	9.460	1:30.705	61	1 LAP	1:38.979
46	21.293	1:32.761	8	9.844	1:30.281	8	11.197	1:30.598	27	10.543	1:30.669
10	22.327	1:32.840	46	24.744	1:31.737	52	1 LAP	1:40.409	8	11.655	1:30.044
22	24.147	1:30.981	10	25.490	1:31.449	46	26.863	1:31.364	15	1 LAP	1:40.298
4	27.039	1:30.207	22	25.688	1:29.827	22	27.378	1:30.935	22	27.772	1:29.980
2	35.380	1:32.834	4	28.756	1:30.003	10	27.687	1:31.442	46	28.274	1:30.997
26	36.550	1:33.320	2	40.024	1:32.930	4	32.152	1:32.641	10	28.587	1:30.486
18	40.798	1:34.000	26	40.921	1:32.657	2	43.540	1:32.761	52	1 LAP	1:41.369
31	1 LAP	1:41.628	18	44.455	1:31.943	26	44.077	1:32.401	4	42.014	1:39.448
66	44.654	1:41.177	66	48.634	1:32.266	18	47.261	1:32.051	2	47.626	1:33.672
62	54.315	1:46.887	31	1 LAP	1:35.948	66	51.481	1:32.092	26	50.656	1:36.165
90	56.423	1:38.228	62	57.898	1:31.869	31	1 LAP	1:36.275	18	50.984	1:33.309
45	56.830	1:37.976	90	1:04.035	1:35.898	62	58.898	1:30.245	66	53.908	1:32.013
25	57.730	1:38.084	45	1:04.263	1:35.719	90	1:11.231	1:36.441	62	58.859	1:29.547
9	57.871	1:37.179	25	1:05.388	1:35.944	45	1:11.477	1:36.459	31	1 LAP	1:37.379
55	1:01.118	1:39.259	9	1:05.500	1:35.915	25	1:12.267	1:36.124	90	1:18.498	1:36.853
20	1:15.240	1:37.859	55	1:10.201	1:37.369	9	1:12.629	1:36.374	45	1:18.696	1:36.805
61	1:20.575	1:44.777	20	1:24.863	1:37.909	55	1:20.339	1:39.383	25	1:19.511	1:36.830
15	1:21.918	1:38.289	61	1:29.180	1:36.891				9	1:19.953	1:36.910
									55	1:28.747	1:37.994

Weather / Track : Cloudy / Dry

Snetterton  
 Circuit Length = 1.9520 miles  
 Start: 11:25 End: 11:40

# Easytrack Caterham Graduate Championship (Classic Grad Class)

## RACE 10 - CLASSIFICATION

POS	NO	CL	NAME	ENTRY	LAPS	TIME	GAP	DIFF	MPH	BEST	ON
1	76		John PARKER	Caterham 7	14	20:46.940			78.89	1:28.153	14
2	72		Graeme SMITH	Caterham 7	14	20:46.993	0.053	0.053	78.89	1:27.419	9
3	74		Charles FITZHUGH	Caterham 7	14	20:59.242	12.302	12.249	78.12	1:28.505	5
4	90		Graham SMITH	Caterham 7	14	20:59.326	12.386	0.084	78.12	1:28.287	5
5	98		James RUSSELL	Caterham 7	14	20:59.555	12.615	0.229	78.10	1:28.155	5
6	97		Justin COX	Caterham 7	14	21:00.066	13.126	0.511	78.07	1:28.175	6
7	77		Jennifer GRACE	Caterham 7	14	21:06.548	19.608	6.482	77.67	1:28.218	5
8	96		Simon BONSER	Caterham 7	14	21:07.971	21.031	1.423	77.58	1:28.564	5
9	87		Rowan WILLIAMS	Caterham 7	14	21:10.916	23.976	2.945	77.40	1:28.785	3
10	89		Paul HAWKER	Caterham 7	14	21:13.094	26.154	2.178	77.27	1:28.813	3
11	80		Trevor HARBER	Caterham 7	14	21:14.088	27.148	0.994	77.21	1:29.554	5
12	84		Stu THOMPSON	Caterham 7	14	21:20.739	33.799	6.651	76.81	1:30.115	3
13	78		Andrew SAGAR	Caterham 7	14	21:21.101	34.161	0.362	76.79	1:30.124	3
14	81		Pete CANNARD	Caterham 7	14	21:28.158	41.218	7.057	76.37	1:30.199	12
15	85		Terry PALMER	Caterham 7	14	21:28.448	41.508	0.290	76.35	1:30.261	3
16	83		Colin ROTHWELL	Caterham 7	14	21:48.031	1:01.091	19.583	75.21	1:31.343	5
17	86		Darren GRAINGER	Caterham 7	14	21:48.338	1:01.398	0.307	75.19	1:31.518	5
18	88		Sheila MARSHALL	Caterham 7	14	22:03.928	1:16.988	15.590	74.30	1:33.190	5
19	91		Nigel LIDDELL	Caterham 7	13	20:47.549	1 lap	1 lap	73.22	1:34.293	11

### FASTEST LAP

72	Graeme SMITH	Caterham 7	9	1:27.419	80.38 mph	129.36 kph
----	--------------	------------	---	----------	-----------	------------

Car 89 - Transponder incorrectly mounted, please rectify

Weather / Track : Cloudy / Dry

These results are provisional until the conclusion of any judicial and technical matters.

Snetterton

Circuit Length = 1.9520 miles

Start: 11:51 End: 12:13

Clerk of Course :		Timekeeper :
-------------------	--	--------------

# Easytrack Caterham Graduate Championship (Classic Grad Class)

## RACE 10 - LAP CHART

Lap 1			Lap 2			Lap 3			Lap 4			Lap 5		
No	Behind	Laptime	No	Behind	Laptime	No	Behind	Laptime	No	Behind	Laptime	No	Behind	Laptime
76		1:34.799	76		1:29.307	76		1:28.828	76		1:28.728	76		1:28.625
77	1.044	1:35.843	97	1.526	1:28.996	72	1.402	1:28.546	72	1.732	1:29.058	72	1.466	1:28.359
96	1.134	1:35.933	72	1.684	1:29.004	97	1.831	1:29.133	96	2.240	1:28.565	77	2.080	1:28.218
97	1.837	1:36.636	77	2.056	1:30.319	77	2.136	1:28.908	77	2.487	1:29.079	96	2.179	1:28.564
72	1.987	1:36.786	96	2.202	1:30.375	96	2.403	1:29.029	97	2.885	1:29.782	98	2.499	1:28.155
90	2.858	1:37.657	90	2.735	1:29.184	98	2.919	1:28.783	98	2.969	1:28.778	97	2.955	1:28.695
98	3.284	1:38.083	98	2.964	1:28.987	90	3.395	1:29.488	90	3.537	1:28.870	90	3.199	1:28.287
80	3.575	1:38.374	74	3.694	1:29.191	74	3.800	1:28.934	74	3.769	1:28.697	74	3.649	1:28.505
74	3.810	1:38.609	80	4.617	1:30.349	80	5.483	1:29.694	87	7.003	1:29.511	87	7.869	1:29.491
78	4.474	1:39.273	89	5.937	1:30.059	89	5.922	1:28.813	89	7.419	1:30.225	89	8.088	1:29.294
89	5.185	1:39.984	78	6.166	1:30.999	87	6.220	1:28.785	80	7.553	1:30.798	80	8.482	1:29.554
84	5.921	1:40.720	87	6.263	1:29.372	78	7.462	1:30.124	78	9.059	1:30.325	78	10.903	1:30.469
87	6.198	1:40.997	84	7.099	1:30.485	84	8.386	1:30.115	84	10.040	1:30.382	84	11.816	1:30.401
83	7.415	1:42.214	81	10.003	1:31.673	81	12.317	1:31.142	81	16.134	1:32.545	81	18.397	1:30.888
81	7.637	1:42.436	85	11.169	1:32.464	85	12.602	1:30.261	85	16.541	1:32.667	85	18.693	1:30.777
85	8.012	1:42.811	91	14.230	1:34.746	86	18.993	1:33.417	83	22.134	1:31.767	83	24.852	1:31.343
91	8.791	1:43.590	86	14.404	1:33.935	83	19.095	1:31.891	86	22.653	1:32.388	86	25.546	1:31.518
86	9.776	1:44.575	88	15.062	1:34.374	88	21.666	1:35.432	88	26.227	1:33.289	88	30.792	1:33.190
88	9.995	1:44.794	83	16.032	1:37.924	91	22.720	1:37.318	91	29.048	1:35.056	91	34.885	1:34.462

Car 89 - Transponder incorrectly mounted, please rectify

Weather / Track : Cloudy / Dry

Snetterton  
Circuit Length = 1.9520 miles  
Start: 11:51 End: 12:13

# Easytrack Caterham Graduate Championship (Classic Grad Class)

## RACE 10 - LAP CHART

Lap 6			Lap 7			Lap 8			Lap 9			Lap 10		
No	Behind	Laptime	No	Behind	Laptime	No	Behind	Laptime	No	Behind	Laptime	No	Behind	Laptime
76		1:28.459	76		1:28.373	76		1:28.286	76		1:28.270	76		1:28.599
72	1.230	1:28.223	72	1.243	1:28.386	72	0.900	1:27.943	72	0.049	1:27.419	72	0.285	1:28.835
98	2.653	1:28.613	77	3.863	1:29.173	98	4.772	1:29.048	77	6.656	1:29.611	98	7.627	1:29.347
97	2.671	1:28.175	96	3.910	1:28.929	97	5.226	1:29.041	97	6.824	1:29.868	77	7.723	1:29.666
77	3.063	1:29.442	98	4.010	1:29.730	77	5.315	1:29.738	98	6.879	1:30.377	90	8.067	1:29.155
96	3.354	1:29.634	97	4.471	1:30.173	90	5.890	1:29.336	90	7.511	1:29.891	97	8.377	1:30.152
74	4.233	1:29.043	90	4.840	1:28.441	74	6.428	1:29.556	74	7.691	1:29.533	74	8.850	1:29.758
90	4.772	1:30.032	74	5.158	1:29.298	96	6.833	1:31.209	96	8.281	1:29.718	96	9.116	1:29.434
87	10.093	1:30.683	89	12.336	1:30.172	89	14.106	1:30.056	87	16.299	1:30.135	87	18.859	1:31.159
89	10.537	1:30.908	87	12.393	1:30.673	87	14.434	1:30.327	89	16.300	1:30.464	80	19.119	1:30.676
80	11.152	1:31.129	80	12.855	1:30.076	80	15.249	1:30.680	80	17.042	1:30.063	89	19.913	1:32.212
78	13.497	1:31.053	84	16.376	1:30.820	78	19.280	1:30.809	78	22.194	1:31.184	78	24.952	1:31.357
84	13.929	1:30.572	78	16.757	1:31.633	84	19.611	1:31.521	84	22.726	1:31.385	84	25.260	1:31.133
81	20.945	1:31.007	81	23.833	1:31.261	81	26.410	1:30.863	81	28.812	1:30.672	85	32.944	1:32.453
85	21.197	1:30.963	85	24.490	1:31.666	85	26.973	1:30.769	85	29.090	1:30.387	81	33.219	1:33.006
83	28.628	1:32.235	86	32.905	1:32.248	83	36.763	1:32.034	83	40.785	1:32.292	83	44.661	1:32.475
86	29.030	1:31.943	83	33.015	1:32.760	86	37.540	1:32.921	86	41.391	1:32.121	86	45.113	1:32.321
88	36.147	1:33.814	88	41.721	1:33.947	88	47.354	1:33.919	88	52.801	1:33.717	88	57.823	1:33.621
91	41.998	1:35.572	91	49.558	1:35.933	91	56.443	1:35.171	91	1:03.388	1:35.215	91	1:09.559	1:34.770

Car 89 - Transponder incorrectly mounted, please rectify

Weather / Track : Cloudy / Dry

Snetterton  
Circuit Length = 1.9520 miles  
Start: 11:51 End: 12:13

# Easytrack Caterham Graduate Championship (Classic Grad Class)

## RACE 10 - LAP CHART

Lap 11			Lap 12			Lap 13			Lap 14		
No	Behind	Laptime	No	Behind	Laptime	No	Behind	Laptime	No	Behind	Laptime
72		1:28.398	72		1:28.810	72		1:28.633	76		1:28.153
76	0.303	1:28.986	76	0.494	1:29.001	76	0.387	1:28.526	72	0.053	1:28.593
98	8.649	1:29.705	97	9.447	1:29.193	96	10.508	1:29.257	91	1 LAP	1:36.394
90	8.776	1:29.392	77	9.585	1:29.139	98	10.699	1:28.727	74	12.302	1:28.899
97	9.064	1:29.370	96	9.884	1:29.218	97	11.035	1:30.221	90	12.386	1:29.620
77	9.256	1:30.216	90	10.257	1:30.291	90	11.306	1:29.682	98	12.615	1:30.456
96	9.476	1:29.043	98	10.605	1:30.766	74	11.943	1:29.455	97	13.126	1:30.631
74	10.009	1:29.842	74	11.121	1:29.922	77	18.358	1:37.406	77	19.608	1:29.790
87	20.007	1:29.831	87	21.475	1:30.278	87	23.258	1:30.416	96	21.031	1:39.063
80	20.543	1:30.107	80	22.126	1:30.393	89	24.596	1:30.842	87	23.976	1:29.258
89	20.955	1:29.725	89	22.387	1:30.242	80	25.118	1:31.625	89	26.154	1:30.098
84	26.749	1:30.172	84	28.663	1:30.724	78	30.869	1:30.335	80	27.148	1:30.570
78	27.596	1:31.327	78	29.167	1:30.381	84	31.130	1:31.100	84	33.799	1:31.209
81	34.770	1:30.234	81	36.159	1:30.199	85	39.026	1:31.038	78	34.161	1:31.832
85	35.097	1:30.836	85	36.621	1:30.334	81	39.203	1:31.677	81	41.218	1:30.555
83	48.308	1:32.330	83	51.672	1:32.174	83	56.221	1:33.182	85	41.508	1:31.022
86	48.522	1:32.092	86	52.128	1:32.416	86	56.501	1:33.006	83	1:01.091	1:33.410
88	1:02.626	1:33.486	88	1:07.022	1:33.206	88	1:12.320	1:33.931	86	1:01.398	1:33.437
91	1:15.169	1:34.293	91	1:21.388	1:35.029				88	1:16.988	1:33.208

Car 89 - Transponder incorrectly mounted, please rectify

Weather / Track : Cloudy / Dry

Snetterton  
Circuit Length = 1.9520 miles  
Start: 11:51 End: 12:13

# MAX 5 Racing Championship

## RACE 11 - CLASSIFICATION

POS	NO	CL	NAME	ENTRY	LAPS	TIME	GAP	DIFF	MPH	BEST	ON
1	2	A	Jonathan HALLIWELL	Mazda MX5	13	20:43.298			73.47	1:29.585	5
2	25	B	Paul RODDISON	Mazda MX5	13	20:54.847	11.549	11.549	72.79	1:29.175	4
3	5	A	Nick DOUGILL	Mazda MX5	13	21:28.624	45.326	33.777	70.89	1:32.811	5
4	55	A	Jonathan CRYER	Mazda MX5	13	21:44.992	1:01.694	16.368	70.00	1:31.549	4
5	8	B	Matthew TIDMARSH	Mazda MX5	13	21:50.653	1:07.355	5.661	69.69	1:32.186	5
6	24	A	Jeremy SHIPLEY	Mazda MX5	13	21:51.517	1:08.219	0.864	69.65	1:33.940	5
7	1	A	Nick WRIGHT	Mazda MX5	13	21:54.280	1:10.982	2.763	69.50	1:32.864	4
8	57	A	Duncan FREEMAN	Mazda MX5	13	22:28.813	1:45.515	34.533	67.72	1:37.096	5
9	23	A	Mark THEAKER	Mazda MX5	12	22:01.996	1 lap	1 lap	63.78	1:40.692	4

### FASTEST LAP

25	B	Paul RODDISON	Mazda MX5	4	1:29.175	78.80 mph	126.81 kph
2	A	Jonathan HALLIWELL	Mazda MX5	5	1:29.585	78.44 mph	126.23 kph

Weather / Track : Changeable

These results are provisional until the conclusion of any judicial and technical matters.

Snetterton

Circuit Length = 1.9520 miles

Start: 12:22 End: 12:45

Clerk of Course :

Timekeeper :

# MAX 5 Racing Championship

## RACE 11 - LAP CHART

Lap 1			Lap 2			Lap 3			Lap 4			Lap 5		
No	Behind	Laptime	No	Behind	Laptime	No	Behind	Laptime	No	Behind	Laptime	No	Behind	Laptime
25		1:37.579	25		1:32.275	2		1:30.563	25		1:29.175	25		1:29.254
2	2.008	1:39.587	2	0.326	1:30.593	25	0.668	1:31.557	2	0.181	1:30.024	2	0.512	1:29.585
5	3.699	1:41.278	8	6.523	1:34.476	1	10.333	1:34.046	1	13.354	1:32.864	55	17.546	1:33.057
1	4.117	1:41.696	1	7.176	1:35.334	55	12.037	1:34.694	55	13.743	1:31.549	1	18.079	1:33.979
8	4.322	1:41.901	5	7.761	1:36.337	5	12.041	1:35.169	8	15.567	1:33.252	8	18.499	1:32.186
55	4.684	1:42.263	55	8.232	1:35.823	8	12.158	1:36.524	5	15.946	1:33.748	5	19.503	1:32.811
24	5.780	1:43.359	24	8.951	1:35.446	24	12.772	1:34.710	24	17.739	1:34.810	24	22.425	1:33.940
57	10.188	1:47.767	57	15.785	1:37.872	57	23.285	1:38.389	57	30.639	1:37.197	57	38.481	1:37.096
23	12.943	1:50.522	23	22.195	1:41.527	23	32.911	1:41.605	23	43.760	1:40.692	23	56.025	1:41.519

Weather / Track : Changeable

Snetterton  
 Circuit Length = 1.9520 miles  
 Start: 12:22 End: 12:45

# MAX 5 Racing Championship

## RACE 11 - LAP CHART

Lap 6			Lap 7			Lap 8			Lap 9			Lap 10		
No	Behind	Laptime	No	Behind	Laptime	No	Behind	Laptime	No	Behind	Laptime	No	Behind	Laptime
2		1:32.879	2		1:39.121	2		1:39.386	2		1:38.100	2		1:37.681
25	0.168	1:33.559	25	4.171	1:43.124	25	2.850	1:38.065	25	3.122	1:38.372	25	9.126	1:43.685
55	20.419	1:36.264	55	22.360	1:41.062	55	24.522	1:41.548	23	1 LAP	1:53.449	23	1 LAP	1:52.259
5	23.402	1:37.290	5	23.772	1:39.491	5	24.708	1:40.322	55	26.741	1:40.319	55	29.980	1:40.920
8	24.416	1:39.308	8	25.204	1:39.909	8	26.686	1:40.868	5	29.214	1:42.606	5	31.136	1:39.603
1	24.532	1:39.844	1	27.849	1:42.438	1	31.619	1:43.156	8	30.491	1:41.905	8	33.015	1:40.205
24	32.879	1:43.845	24	37.461	1:43.703	24	41.458	1:43.383	1	47.141	1:53.622	1	52.660	1:43.200
57	46.984	1:41.894	57	52.382	1:44.519	57	59.040	1:46.044	24	48.883	1:45.525	24	52.991	1:41.789
23	1:13.342	1:50.708	23	1:31.673	1:57.452				57	1:08.247	1:47.307	57	1:17.354	1:46.788

Weather / Track : Changeable

Snetterton  
 Circuit Length = 1.9520 miles  
 Start: 12:22 End: 12:45


**MAX 5 Racing Championship**  
**RACE 11 - LAP CHART**

Lap 11			Lap 12			Lap 13		
No	Behind	Laptime	No	Behind	Laptime	No	Behind	Laptime
2		1:38.460	2		1:38.528	2		1:38.791
25	9.500	1:38.834	25	9.943	1:38.971	25	11.549	1:40.397
55	32.109	1:40.589	5	34.799	1:40.590	5	45.326	1:49.318
5	32.737	1:40.061	55	52.557	1:58.976	55	1:01.694	1:47.928
8	36.254	1:41.699	8	1:00.398	2:02.672	8	1:07.355	1:45.748
23	1 LAP	2:01.712	23	1 LAP	1:54.904	24	1:08.219	1:44.854
24	57.639	1:43.108	24	1:02.156	1:43.045	1	1:10.982	1:46.416
1	58.186	1:43.986	1	1:03.357	1:43.699	23	1 LAP	1:55.647
57	1:25.873	1:46.979	57	1:33.011	1:45.666	57	1:45.515	1:51.295

Weather / Track : Changeable

Snetterton  
 Circuit Length = 1.9520 miles  
 Start: 12:22 End: 12:45

**MAX 5 Racing Championship**  
**RACE 14 - GRID**

ROW 5	57   John FREEMAN		
ROW 4		1   Nick WRIGHT	23   Mark THEAKER
ROW 3	8   Matthew TIDMARSH		24   Jeremy SHIPLEY
ROW 2		5   Nick DOUGILL	55   Jonathan CRYER
ROW 1	2   Jonathan HALLIWELL		25   Paul RODDISON
<b>Pole</b>			
			

Snetterton  
Circuit Length = 1.9520 miles

**These results are provisional until the conclusion of any judicial and technical matters.**

Clerk of Course :		Timekeeper :
-------------------	--	--------------

# Easytrack Caterham Graduate Championship (Mega Grad Class)

## RACE 12 - CLASSIFICATION - AMENDED

POS	NO	CL	NAME	ENTRY	LAPS	TIME	GAP	DIFF	MPH	BEST	ON
1	11		Myles PACKMAN	Caterham 7	13	20:10.136			75.48	1:30.784	11
2	1		Jamie ELLWOOD	Caterham 7	13	20:10.194	0.058	0.058	75.48	1:30.734	12
3	21		Nicholas HARYETT	Caterham 7	13	20:10.677	0.541	0.483	75.45	1:30.589	12
4	17		Paul TURLEY	Caterham 7	13	20:17.099	6.963	6.422	75.05	1:31.425	8
5	8		Martin AMISON	Caterham 7	13	20:18.562	8.426	1.463	74.96	1:31.118	12
6	40		David SHAW	Caterham 7	13	20:21.841	11.705	3.279	74.76	1:31.295	9
7	66		David PEARSON	Caterham 7	13	20:24.354	14.218	2.513	74.61	1:31.735	10
8	12		Trevor CARVEY	Caterham 7	13	20:29.870	19.734	5.516	74.27	1:31.407	10
9	6		Tom OVERTON	Caterham 7	13	20:31.644	21.508	1.774	74.17	1:32.844	5
10	4		Paul HUDSON	Caterham 7	13	20:31.862	21.726	0.218	74.15	1:32.465	12
11	5		Nick FROST	Caterham 7	13	20:39.251	29.115	7.389	73.71	1:31.393	10
12	3		Adrian RUSSELL	Caterham 7	13	20:40.904	30.768	1.653	73.61	1:31.998	9
13	7		Paul MANYWEATHERS	Caterham 7	13	20:45.268	35.132	4.364	73.35	1:31.432	12
14	37		Declan DOLAN	Caterham 7	13	20:52.827	42.691	7.559	72.91	1:32.081	12
15	24		Nigel SMITH	Caterham 7	13	20:58.824	48.688	5.997	72.56	1:32.856	12
16	25		Keith PENNINGTON	Caterham 7	13	21:27.965	1:17.829	29.141	70.92	1:35.329	12
17	54		Peter FRITH	Caterham 7	13	21:29.372	1:19.236	1.407	70.85	1:33.713	8
18	52		Mike FESEMEYER	Caterham 7	13	21:33.087	1:22.951	3.715	70.64	1:35.839	13
19	16		Mark HARRISON	Caterham 7	13	21:40.702	1:30.566	7.615	70.23	1:36.317	13
20	43		John WAKE	Caterham 7	13	21:41.502	1:31.366	0.800	70.19	1:34.516	10
21	22		Peter MARSH	Caterham 7	13	21:41.589	1:31.453	0.087	70.18	1:36.315	13
22	38		Ian BRUNNING	Caterham 7	12	20:16.986	1 lap	1 lap	69.29	1:36.456	11
23	50		Iain MILLIGAN	Caterham 7	12	20:19.029	1 lap	2.043	69.17	1:36.645	11
24	44		Kevin DODD	Caterham 7	12	20:43.502	1 lap	24.473	67.81	1:32.144	7
25	46		Alwynn MORRIS	Caterham 7	12	21:00.968	1 lap	17.466	66.87	1:34.198	11
26	62		Stephen PATTEMORE	Caterham 7	12	21:33.203	1 lap	32.235	65.20	1:41.673	9
NOT CLASSIFIED											
DNF	10		Kim RAYMENT	Caterham 7	6	9:54.915	7 laps	6 laps	70.87	1:35.010	5
FASTEST LAP											
	21		Nicholas HARYETT	Caterham 7	12	1:30.589		77.57 mph		124.83 kph	

Car 46 - 10 second penalty false start

Weather / Track : Cloudy / Dry

These results are provisional until the conclusion of any judicial and technical matters.

Snetterton

Circuit Length = 1.9520 miles

Start: 13:34 End: 13:56

Clerk of Course :		Timekeeper :	
-------------------	--	--------------	--

# Easytrack Caterham Graduate Championship (Mega Grad Class)

## RACE 12 - LAP CHART

Lap 1			Lap 2			Lap 3			Lap 4			Lap 5		
No	Behind	Laptime	No	Behind	Laptime	No	Behind	Laptime	No	Behind	Laptime	No	Behind	Laptime
3		1:42.143	3		1:34.923	3		1:34.113	1		1:32.744	1		1:32.562
21	0.554	1:42.697	21	0.337	1:34.706	1	0.149	1:33.338	3	0.840	1:33.733	3	1.120	1:32.842
1	1.535	1:43.678	1	0.924	1:34.312	21	0.492	1:34.268	21	1.479	1:33.880	11	1.172	1:32.117
4	2.021	1:44.164	11	1.425	1:34.007	11	1.505	1:34.193	11	1.617	1:33.005	21	1.663	1:32.746
11	2.341	1:44.484	17	2.211	1:34.548	17	2.261	1:34.163	17	2.262	1:32.894	46	1 LAP	2:47.390 P
17	2.586	1:44.729	4	2.909	1:35.811	8	3.412	1:34.034	8	3.773	1:33.254	17	2.472	1:32.772
8	3.505	1:45.648	8	3.491	1:34.909	4	3.664	1:34.868	40	5.101	1:33.304	8	4.136	1:32.925
40	4.648	1:46.791	40	4.290	1:34.565	40	4.690	1:34.513	4	5.621	1:34.850	40	5.395	1:32.856
6	5.076	1:47.219	6	5.776	1:35.623	66	5.784	1:34.100	66	6.346	1:33.455	4	6.494	1:33.435
66	5.273	1:47.416	66	5.797	1:35.447	6	6.735	1:35.072	6	7.465	1:33.623	66	6.942	1:33.158
24	7.205	1:49.348	44	7.708	1:35.140	7	9.119	1:34.879	12	12.245	1:34.294	6	7.747	1:32.844
44	7.491	1:49.634	7	8.353	1:35.766	44	9.536	1:35.941	5	13.361	1:35.586	12	13.373	1:33.690
7	7.510	1:49.653	24	9.355	1:37.073	24	10.504	1:35.262	44	14.848	1:38.205	5	14.054	1:33.255
5	8.536	1:50.679	5	10.308	1:36.695	5	10.668	1:34.473	7	16.102	1:39.876	44	15.783	1:33.497
10	9.094	1:51.237	10	10.407	1:36.236	12	10.844	1:33.894	10	16.132	1:36.304	7	17.084	1:33.544
12	9.465	1:51.608	12	11.063	1:36.521	10	12.721	1:36.427	54	17.024	1:36.513	10	18.580	1:35.010
54	9.863	1:52.006	54	11.618	1:36.678	54	13.404	1:35.899	24	20.541	1:42.930	54	19.481	1:35.019
25	10.788	1:52.931	25	16.100	1:40.235	37	19.858	1:37.459	37	24.085	1:37.120	24	21.866	1:33.887
37	11.800	1:53.943	37	16.512	1:39.635	46	20.459	1:37.231	25	29.031	1:40.206	37	26.925	1:35.402
16	13.602	1:55.745	46	17.341	1:38.441	25	21.718	1:39.731	52	33.968	1:40.373	25	36.317	1:39.848
46	13.823	1:55.966	16	20.617	1:41.938	52	26.488	1:39.103	16	35.264	1:40.723	52	40.352	1:38.946
52	14.924	1:57.067	52	21.498	1:41.497	16	27.434	1:40.930	22	36.272	1:40.771	16	41.619	1:38.917
22	15.846	1:57.989	22	22.787	1:41.864	22	28.394	1:39.720	38	41.833	1:41.632	22	42.774	1:39.064
38	17.438	1:59.581	38	25.395	1:42.880	38	33.094	1:41.812	50	44.031	1:40.975	38	50.785	1:41.514
50	19.179	2:01.322	50	28.173	1:43.917	50	35.949	1:41.889	43	48.774	1:39.727	50	51.651	1:40.182
62	22.115	2:04.258	43	35.851	1:48.432	43	41.940	1:40.202	62	1:12.247	1:47.369	43	53.864	1:37.652
43	22.342	2:04.485	62	35.956	1:48.764	62	57.771	1:55.928				62	1:27.347	1:47.662

Car 46 - 10 second penalty false start

Weather / Track : Cloudy / Dry

Snetterton  
Circuit Length = 1.9520 miles  
Start: 13:34 End: 13:56

# Easytrack Caterham Graduate Championship (Mega Grad Class)

## RACE 12 - LAP CHART

Lap 6			Lap 7			Lap 8			Lap 9			Lap 10		
No	Behind	Laptime	No	Behind	Laptime	No	Behind	Laptime	No	Behind	Laptime	No	Behind	Laptime
1		1:32.151	11		1:32.068	1		1:32.526	1		1:31.575	11		1:31.036
11	0.268	1:31.247	1	0.044	1:32.380	11	0.314	1:32.884	11	0.355	1:31.616	1	0.429	1:31.820
21	2.438	1:32.926	21	2.431	1:32.329	21	1.400	1:31.539	21	1.000	1:31.175	21	0.942	1:31.333
3	2.582	1:33.613	3	3.918	1:33.672	17	2.866	1:31.425	17	3.101	1:31.810	44	1 LAP	2:44.142 P
17	2.688	1:32.367	17	4.011	1:33.659	3	3.515	1:32.167	3	3.938	1:31.998	17	3.576	1:31.866
8	4.828	1:32.843	8	4.974	1:32.482	8	3.631	1:31.227	8	4.577	1:32.521	3	5.184	1:32.637
40	6.096	1:32.852	40	6.281	1:32.521	40	5.833	1:32.122	40	5.553	1:31.295	8	6.268	1:33.082
66	7.125	1:32.334	66	8.192	1:33.403	66	8.310	1:32.688	66	9.311	1:32.576	40	7.152	1:32.990
4	8.963	1:34.620	62	1 LAP	1:47.078	6	10.652	1:33.260	6	12.595	1:33.518	66	9.655	1:31.735
6	9.077	1:33.481	6	9.962	1:33.221	4	12.847	1:34.686	4	14.773	1:33.501	6	14.628	1:33.424
46	1 LAP	1:41.461 P	4	10.731	1:34.104	12	15.892	1:33.469	12	16.785	1:32.468	4	16.162	1:32.780
5	14.852	1:32.949	12	14.993	1:32.179	5	17.385	1:33.619	5	17.903	1:32.093	12	16.801	1:31.407
12	15.150	1:33.928	46	1 LAP	1:36.698	46	1 LAP	1:36.387	7	21.819	1:32.597	5	17.905	1:31.393
44	17.049	1:33.417	5	16.336	1:33.820	44	20.628	1:36.341	46	1 LAP	1:35.863	7	22.555	1:32.127
7	19.046	1:34.113	44	16.857	1:32.144	7	20.797	1:33.588	24	31.833	1:34.617	46	1 LAP	1:34.669
24	25.608	1:35.893	7	19.779	1:33.069	62	1 LAP	1:44.996	62	1 LAP	1:42.031	24	34.614	1:34.172
10	26.130	1:39.701	24	27.278	1:34.006	24	28.791	1:34.083	37	36.550	1:34.047	37	38.314	1:33.155
37	30.412	1:35.638	37	32.938	1:34.862	37	34.078	1:33.710	54	45.036	1:40.924	62	1 LAP	1:41.673
54	31.106	1:43.776	54	34.544	1:35.774	54	35.687	1:33.713	25	58.061	1:36.551	54	48.040	1:34.395
25	43.373	1:39.207	25	48.747	1:37.710	25	53.085	1:36.908	52	59.101	1:35.965	25	1:02.623	1:35.953
52	46.305	1:38.104	52	50.723	1:36.754	52	54.711	1:36.558	22	1:06.128	1:39.154	52	1:03.699	1:35.989
22	48.152	1:37.529	22	53.022	1:37.206	22	58.549	1:38.097	16	1:08.128	1:37.795	22	1:12.653	1:37.916
16	48.184	1:38.716	16	53.768	1:37.920	16	1:01.908	1:40.710	43	1:12.193	1:35.364	16	1:14.271	1:37.534
38	58.606	1:39.972	38	1:04.941	1:38.671	43	1:08.404	1:35.854	38	1:17.391	1:37.745	43	1:15.318	1:34.516
43	58.845	1:37.132	43	1:05.120	1:38.611	38	1:11.221	1:38.850	50	1:18.178	1:36.869	38	1:23.705	1:37.705
50	1:01.186	1:41.686	50	1:07.251	1:38.401	50	1:12.884	1:38.203				50	1:24.275	1:37.488

Car 46 - 10 second penalty false start

Weather / Track : Cloudy / Dry

Snetterton  
Circuit Length = 1.9520 miles  
Start: 13:34 End: 13:56

# Easytrack Caterham Graduate Championship (Mega Grad Class)

## RACE 12 - LAP CHART

Lap 11			Lap 12			Lap 13		
No	Behind	Laptime	No	Behind	Laptime	No	Behind	Laptime
11		1:30.784	11		1:30.860	11		1:31.835
1	0.609	1:30.964	1	0.483	1:30.734	1	0.058	1:31.410
21	1.163	1:31.005	21	0.892	1:30.589	21	0.541	1:31.484
17	5.139	1:32.347	17	6.259	1:31.980	38	1 LAP	1:40.168
3	6.945	1:32.545	8	7.617	1:31.118	17	6.963	1:32.539
8	7.359	1:31.875	40	9.792	1:32.505	8	8.426	1:32.644
40	8.147	1:31.779	66	13.276	1:32.305	50	1 LAP	1:41.452
66	11.831	1:32.960	12	18.097	1:31.480	40	11.705	1:33.748
6	17.175	1:33.331	6	19.999	1:33.684	66	14.218	1:32.777
12	17.477	1:31.460	4	20.618	1:32.465	12	19.734	1:33.472
4	19.013	1:33.635	44	1 LAP	1:34.457	6	21.508	1:33.344
5	19.561	1:32.440	5	28.249	1:39.548	4	21.726	1:32.943
44	1 LAP	1:51.150 P	3	29.937	1:53.852	5	29.115	1:32.701
46	1 LAP	1:35.958	7	34.256	1:31.432	3	30.768	1:32.666
7	33.684	1:41.913	46	1 LAP	1:34.198	44	1 LAP	1:39.434
24	37.227	1:33.397	24	39.223	1:32.856	7	35.132	1:32.711
37	40.354	1:32.824	37	41.575	1:32.081	46	1 LAP	1:36.706
62	1 LAP	1:43.503	62	1 LAP	1:45.146	37	42.691	1:32.951
25	1:08.396	1:36.557	25	1:12.865	1:35.329	24	48.688	1:41.300
52	1:09.013	1:36.098	54	1:16.393	1:34.788	25	1:17.829	1:36.799
54	1:12.465	1:55.209	52	1:18.947	1:40.794	54	1:19.236	1:34.678
22	1:19.363	1:37.494	16	1:26.084	1:36.987	52	1:22.951	1:35.839
16	1:19.957	1:36.470	22	1:26.973	1:38.470	62	1 LAP	1:44.795
43	1:20.284	1:35.750	43	1:27.111	1:37.687	16	1:30.566	1:36.317
38	1:29.377	1:36.456				43	1:31.366	1:36.090
50	1:30.136	1:36.645				22	1:31.453	1:36.315

Car 46 - 10 second penalty false start

Weather / Track : Cloudy / Dry

Snetterton  
Circuit Length = 1.9520 miles  
Start: 13:34 End: 13:56

# Lancaster Insurance MG Owners Club Championship

## RACE 13 - CLASSIFICATION

POS	NO	CL	NAME	ENTRY	LAPS	TIME	GAP	DIFF	MPH	BEST	ON
1	44	F	Martin WILLS	MG F	13	21:22.361			71.23	1:36.003	12
2	27	F	Peter HIGTON	MG F	13	21:29.472	7.111	7.111	70.84	1:36.070	12
3	23	F	Paul SAVAGE	MG F VVC	13	21:30.998	8.637	1.526	70.76	1:36.400	11
4	22	Z	Paul CLACKETT	MG ZS 160	13	21:48.465	26.104	17.467	69.81	1:37.341	11
5	53	F	Mark BAKER	MG F	13	21:51.536	29.175	3.071	69.65	1:36.724	11
6	8	F	Paul WISBEY	MG F VVC	13	21:52.948	30.587	1.412	69.57	1:37.275	11
7	46	Z	Mark HALSALL	MG ZR 160	13	21:56.838	34.477	3.890	69.37	1:37.337	11
8	62	F	Sam SMITH	MG F	13	21:58.622	36.261	1.784	69.27	1:37.396	11
9	4	F	Ian EVANS	MG MGF	13	22:10.324	47.963	11.702	68.66	1:38.785	8
10	2	A	Jim BAYNAM	MG B Roadster	13	22:28.689	1:06.328	18.365	67.73	1:41.361	5
11	18	A	Malcolm HILL	MG B GT	13	22:33.798	1:11.437	5.109	67.47	1:41.439	8
12	66	A	Will SHARPE	MG Midget	13	22:44.843	1:22.482	11.045	66.93	1:41.364	7
13	42	F	Simon KENDRICK	MG F VVC	13	22:46.115	1:23.754	1.272	66.87	1:40.657	13
14	26	Z	Dean SULLIVAN	MG ZR	13	22:49.624	1:27.263	3.509	66.69	1:41.953	9
15	45	B	Harjinder BHAMBRA	MG ZS	13	22:50.101	1:27.740	0.477	66.67	1:41.515	12
16	29	Z	Richard WATERMAN	MG ZR 160	13	23:02.845	1:40.484	12.744	66.06	1:40.887	9
17	61	B	Bob KETT	MG B	12	21:24.822	1 lap	1 lap	65.63	1:43.944	8
18	28	A	Chris POLLARD	MG Midget	12	21:34.520	1 lap	9.698	65.14	1:43.669	11
19	55	B	Hardipak JOHAL	MG Maestro Efi	12	21:42.292	1 lap	7.772	64.75	1:45.010	12
20	90	A	Philip CHURCHILL	MG B Roadster	12	21:43.073	1 lap	0.781	64.71	1:43.302	11
21	25	A	Kevin BROADLEY	MG B GT	12	21:56.081	1 lap	13.008	64.07	1:45.940	9
22	52	I	Bob FISHER	MG B	12	22:11.292	1 lap	15.211	63.34	1:47.073	7
23	31	A	Peter HEAD	MG	12	22:21.195	1 lap	9.903	62.87	1:46.769	8
24	15	A	Vincent HUNT	MG B	12	22:38.379	1 lap	17.184	62.07	1:49.426	10
25	50	A	Gordon PUXTY	MG Midget	12	22:56.025	1 lap	17.646	61.28	1:49.641	11
26	16	A	Paul WILLIAMS	MG B GT	11	21:27.286	2 laps	1 lap	60.04	1:51.330	10
27	20	A	Samantha DYSON	MG MIDGET	11	21:29.650	2 laps	2.364	59.93	1:51.602	10

### NOT CLASSIFIED

DNF 34	F	Andrew OSBORNE	MG F	4	7:40.662	9 laps	7 laps	61.01	1:48.842	4
DNF 10	Z	Nick GOLHAR	MG ZR	3	5:29.232	10 laps	1 lap	64.03	1:45.614	2
DNF 9	A	Chris FLOOKS	MG B GT	2	3:54.203	11 laps	1 lap	60.00	1:49.030	2

### FASTEST LAP

44	F	Martin WILLS	MG F	12	1:36.003	73.19 mph	117.79 kph
46	Z	Mark HALSALL	MG ZR 160	11	1:37.337	72.19 mph	116.18 kph
2	A	Jim BAYNAM	MG B Roadster	5	1:41.361	69.32 mph	111.57 kph
45	B	Harjinder BHAMBRA	MG ZS	12	1:41.515	69.22 mph	111.40 kph
52	I	Bob FISHER	MG B	7	1:47.073	65.62 mph	105.61 kph

Weather / Track : Cloudy / Damp

These results are provisional until the conclusion of any judicial and technical matters.

Snetterton

Circuit Length = 1.9520 miles

Start: 14:13 End: 14:36

Clerk of Course :

Timekeeper :

# Lancaster Insurance MG Owners Club Championship

## RACE 13 - LAP CHART

Lap 1			Lap 2			Lap 3			Lap 4			Lap 5		
No	Behind	Laptime	No	Behind	Laptime	No	Behind	Laptime	No	Behind	Laptime	No	Behind	Laptime
44		1:46.401	44		1:38.863	44		1:36.993	44		1:38.423	44		1:39.715
23	1.629	1:48.030	23	0.852	1:38.086	23	2.274	1:38.415	27	6.171	1:39.850	27	7.118	1:40.662
27	3.275	1:49.676	27	3.712	1:39.300	27	4.744	1:38.025	23	6.264	1:42.413	23	7.803	1:41.254
4	3.924	1:50.325	4	4.592	1:39.531	4	7.973	1:40.374	4	15.043	1:45.493	22	16.524	1:40.208
8	5.094	1:51.495	22	8.194	1:40.674	22	13.393	1:42.192	22	16.031	1:41.061	4	16.663	1:41.335
22	6.383	1:52.784	8	9.377	1:43.146	8	16.002	1:43.618	8	21.835	1:44.256	8	23.606	1:41.486
10	8.010	1:54.411	46	12.715	1:43.186	46	18.702	1:42.980	46	22.311	1:42.032	46	24.480	1:41.884
46	8.392	1:54.793	10	14.761	1:45.614	62	20.541	1:42.326	53	25.601	1:40.263	53	25.748	1:39.862
2	10.454	1:56.855	62	15.208	1:42.752	2	23.337	1:43.748	62	26.363	1:44.245	62	26.820	1:40.172
18	10.834	1:57.235	2	16.582	1:44.991	53	23.761	1:41.102	2	27.258	1:42.344	2	28.904	1:41.361
62	11.319	1:57.720	18	17.142	1:45.171	18	25.331	1:45.182	18	29.639	1:42.731	18	31.944	1:42.020
66	11.414	1:57.815	66	17.488	1:44.937	66	26.111	1:45.616	66	30.161	1:42.473	66	32.318	1:41.872
90	12.769	1:59.170	53	19.652	1:43.849	10	26.975	1:49.207	42	35.715	1:45.483	26	41.813	1:44.012
28	13.864	2:00.265	42	21.913	1:44.862	42	28.655	1:43.735	26	37.516	1:43.615	45	42.531	1:43.970
61	13.969	2:00.370	28	22.044	1:47.043	28	31.276	1:46.225	45	38.276	1:43.691	28	44.609	1:44.643
45	14.264	2:00.665	61	23.763	1:48.657	26	32.324	1:44.688	28	39.681	1:46.828	61	47.193	1:44.283
53	14.666	2:01.067	45	23.940	1:48.539	45	33.008	1:46.061	61	42.625	1:46.418	29	48.137	1:42.392
42	15.914	2:02.315	26	24.629	1:45.826	61	34.630	1:47.860	29	45.460	1:43.127	42	51.098	1:55.098
25	16.415	2:02.816	25	27.058	1:49.506	55	38.187	1:47.892	55	47.854	1:48.090	55	57.193	1:49.054
26	17.666	2:04.067	55	27.288	1:47.049	29	40.756	1:45.429	25	54.366	1:51.039	25	1:03.321	1:48.670
9	18.772	2:05.173	9	28.939	1:49.030	25	41.750	1:51.685	31	58.979	1:50.347	31	1:09.465	1:50.201
55	19.102	2:05.503	31	32.155	1:51.171	31	47.055	1:51.893	34	59.982	1:48.842	90	1:11.681	1:47.074
31	19.847	2:06.248	29	32.320	1:48.413	52	47.912	1:51.957	52	1:01.258	1:51.769	52	1:11.896	1:50.353
52	20.868	2:07.269	52	32.948	1:50.943	34	49.563	1:51.624	90	1:04.322	1:47.343	15	1:19.858	1:52.612
34	21.809	2:08.210	34	34.932	1:51.986	15	52.710	1:52.966	15	1:06.961	1:52.674	50	1:35.288	2:05.217
29	22.770	2:09.171	15	36.737	1:52.330	90	55.402	1:46.759	50	1:09.786	1:51.575			
15	23.270	2:09.671	20	37.154	1:51.891	50	56.634	1:52.851	16	1:33.322	1:53.609			
20	24.126	2:10.527	50	40.776	1:52.858	20	1:04.717	2:04.556	20	1:35.051	2:08.757			
50	26.781	2:13.182	90	45.636	2:11.730	16	1:18.136	1:53.760						
16	44.007	2:30.408	16	1:01.369	1:56.225									

Weather / Track : Cloudy / Damp

Snetterton  
Circuit Length = 1.9520 miles  
Start: 14:13 End: 14:36

# Lancaster Insurance MG Owners Club Championship

## RACE 13 - LAP CHART

Lap 6			Lap 7			Lap 8			Lap 9			Lap 10		
No	Behind	Laptime	No	Behind	Laptime	No	Behind	Laptime	No	Behind	Laptime	No	Behind	Laptime
44		1:38.513	44		1:38.758	44		1:39.143	44		1:37.710	44		1:36.818
16	1 LAP	1:51.620	27	7.269	1:38.705	15	1 LAP	1:51.370	52	1 LAP	1:47.998	90	1 LAP	1:44.371
27	7.322	1:38.717	50	1 LAP	1:50.518	27	5.859	1:37.733	27	5.392	1:37.243	27	6.448	1:37.874
23	9.330	1:40.040	23	10.366	1:39.794	23	8.714	1:37.491	23	8.160	1:37.156	23	8.186	1:36.844
20	1 LAP	1:55.117	22	19.205	1:39.624	22	18.976	1:38.914	15	1 LAP	1:50.932	31	1 LAP	1:50.130
22	18.339	1:40.328	16	1 LAP	1:53.883	50	1 LAP	1:49.743	22	19.907	1:38.641	52	1 LAP	1:47.859
4	20.622	1:42.472	8	26.506	1:39.688	8	25.808	1:38.445	8	26.369	1:38.271	22	23.068	1:39.979
8	25.576	1:40.483	46	26.888	1:39.198	46	26.529	1:38.784	46	27.316	1:38.497	8	27.336	1:37.785
46	26.448	1:40.481	20	1 LAP	1:54.612	53	27.361	1:38.203	53	27.813	1:38.162	53	29.279	1:38.284
62	27.355	1:39.048	4	27.996	1:46.132	4	27.638	1:38.785	62	29.044	1:38.397	46	30.317	1:39.819
53	29.194	1:41.959	53	28.301	1:37.865	62	28.357	1:39.135	4	29.220	1:39.292	62	30.819	1:38.593
2	32.220	1:41.829	62	28.365	1:39.768	16	1 LAP	1:53.985	50	1 LAP	1:52.793	4	31.661	1:39.259
18	36.693	1:43.262	2	35.525	1:42.063	2	37.841	1:41.459	2	42.558	1:42.427	15	1 LAP	1:53.852
66	37.237	1:43.432	66	39.843	1:41.364	20	1 LAP	1:53.928	18	46.750	1:41.802	2	47.685	1:41.945
26	46.570	1:43.270	18	40.362	1:42.427	18	42.658	1:41.439	16	1 LAP	1:52.020	50	1 LAP	1:52.094
45	47.326	1:43.308	26	51.440	1:43.628	66	49.276	1:48.576	66	53.386	1:41.820	18	51.750	1:41.818
42	55.572	1:42.987	45	52.021	1:43.453	26	55.165	1:42.868	20	1 LAP	1:52.211	66	1:03.700	1:47.132
61	55.791	1:47.111	42	58.034	1:41.220	45	56.108	1:43.230	26	59.408	1:41.953	26	1:06.534	1:43.944
28	56.819	1:50.723	61	1:01.220	1:44.187	42	1:00.902	1:42.011	45	1:00.194	1:41.796	45	1:07.229	1:43.853
29	59.794	1:50.170	29	1:02.244	1:41.208	61	1:06.021	1:43.944	42	1:04.646	1:41.454	16	1 LAP	1:55.034
55	1:06.216	1:47.536	28	1:02.336	1:44.275	28	1:09.778	1:46.585	61	1:13.116	1:44.805	42	1:10.412	1:42.584
25	1:11.754	1:46.946	55	1:14.648	1:47.190	29	1:11.220	1:48.119	29	1:14.397	1:40.887	20	1 LAP	1:52.277
31	1:19.266	1:48.314	25	1:20.034	1:47.038	55	1:21.671	1:46.166	28	1:25.656	1:53.588	29	1:18.982	1:41.403
90	1:19.317	1:46.149	90	1:25.674	1:45.115	25	1:28.050	1:47.159	55	1:29.889	1:45.928	61	1:21.747	1:45.449
52	1:22.810	1:49.427	31	1:28.371	1:47.863	90	1:30.473	1:43.942	25	1:36.280	1:45.940	28	1:34.215	1:45.377
15	1:31.776	1:50.431	52	1:31.125	1:47.073	31	1:35.997	1:46.769						

Weather / Track : Cloudy / Damp

Snetterton  
Circuit Length = 1.9520 miles  
Start: 14:13 End: 14:36

# Lancaster Insurance MG Owners Club Championship

## RACE 13 - LAP CHART


Lap 11			Lap 12			Lap 13		
No	Behind	Laptime	No	Behind	Laptime	No	Behind	Laptime
44		1:37.394	44		1:36.003	44		1:37.627
55	1 LAP	1:46.761	28	1 LAP	1:43.669	61	1 LAP	1:47.073
27	6.521	1:37.467	27	6.588	1:36.070	16	2 LAPS	1:55.412
90	1 LAP	1:44.246	23	9.465	1:38.276	27	7.111	1:38.150
23	7.192	1:36.400	55	1 LAP	1:46.113	20	2 LAPS	1:54.172
25	1 LAP	1:47.262	90	1 LAP	1:43.302	23	8.637	1:36.799
31	1 LAP	1:48.587	25	1 LAP	1:47.572	28	1 LAP	1:45.299
22	23.015	1:37.341	22	25.284	1:38.272	55	1 LAP	1:45.010
52	1 LAP	1:47.364	8	29.133	1:37.919	90	1 LAP	1:43.872
8	27.217	1:37.275	53	29.799	1:37.193	22	26.104	1:38.447
53	28.609	1:36.724	46	33.605	1:39.348	53	29.175	1:37.003
46	30.260	1:37.337	62	33.993	1:39.175	8	30.587	1:39.081
62	30.821	1:37.396	31	1 LAP	1:49.240	25	1 LAP	1:50.448
4	33.798	1:39.531	52	1 LAP	1:49.148	46	34.477	1:38.499
15	1 LAP	1:49.426	4	41.892	1:44.097	62	36.261	1:39.895
2	52.137	1:41.846	2	59.745	1:43.611	4	47.963	1:43.698
18	57.424	1:43.068	15	1 LAP	1:50.778	52	1 LAP	1:50.132
50	1 LAP	1:53.613	18	1:03.971	1:42.550	31	1 LAP	2:00.432
66	1:09.518	1:43.212	66	1:16.178	1:42.663	2	1:06.328	1:44.210
26	1:12.200	1:43.060	50	1 LAP	1:49.641	18	1:11.437	1:45.093
42	1:14.546	1:41.528	42	1:20.724	1:42.181	15	1 LAP	1:51.337
45	1:16.281	1:46.446	26	1:20.836	1:44.639	66	1:22.482	1:43.931
16	1 LAP	1:51.330	45	1:21.793	1:41.515	42	1:23.754	1:40.657
29	1:24.246	1:42.658	29	1:32.596	1:44.353	26	1:27.263	1:44.054
20	1 LAP	1:51.602				45	1:27.740	1:43.574
61	1:29.018	1:44.665				50	1 LAP	1:51.940
						29	1:40.484	1:45.515

Weather / Track : Cloudy / Damp

Snetterton  
 Circuit Length = 1.9520 miles  
 Start: 14:13 End: 14:36

# Caterham Invitation Race

## RACE 15 - GRID - AMENDED

ROW 13	98 James RUSSELL	87 Rowan WILLIAMS
ROW 12	78 Andrew SAGAR	97 Justin COX
ROW 11	159 Andy MOLSOM	77 Jennifer GRACE
ROW 10	126 Chris WILLIAMS	130 Andrew HAYTER
ROW 9	188 Chris ROME	132 Ian ANDERSON
ROW 8	160 Peter HUGHES	128 Martin KAY
ROW 7	172 Toby BRIANT	180 James BATCHELOR
ROW 6	118 Andy SKINNER	109 James SIBBET
ROW 5	5 Andy McMILLAN	148 Daniel MALKIN
ROW 4	3 Adrian RUSSELL	1 Jamie ELLWOOD
ROW 3	22 Peter MARSH	16 Mark HARRISON
ROW 2	7 Paul MANYWEATHERS	66 David PEARSON
ROW 1	12 Trevor CARVEY	8 Martin AMISON
<b>Pole</b>		
		

Cars 10, 62, & 89 withdrawn - Car 22 ADDED ?

Snetterton  
Circuit Length = 1.9520 miles

**These results are provisional until the conclusion of any judicial and technical matters.**

Clerk of Course :		Timekeeper :

# MAX 5 Racing Championship

## RACE 14 - CLASSIFICATION

POS	NO	CL	NAME	ENTRY	LAPS	TIME	GAP	DIFF	MPH	BEST	ON
1	2	A	Jonathan HALLIWELL	Mazda MX5	13	20:34.015			74.02	1:31.986	12
2	25	B	Paul RODDISON	Mazda MX5	13	20:41.673	7.658	7.658	73.57	1:32.055	12
3	5	A	Nick DOUGILL	Mazda MX5	13	21:01.000	26.985	19.327	72.44	1:34.431	12
4	55	A	Jonathan CRYER	Mazda MX5	13	21:29.901	55.886	28.901	70.82	1:35.838	10
5	1	A	Nick WRIGHT	Mazda MX5	13	21:31.153	57.138	1.252	70.75	1:37.583	11
6	8	B	Matthew TIDMARSH	Mazda MX5	13	21:38.193	1:04.178	7.040	70.36	1:34.646	11
7	24	A	Jeremy SHIPLEY	Mazda MX5	13	21:38.735	1:04.720	0.542	70.33	1:36.294	11
8	23	A	Mark THEAKER	Mazda MX5	12	21:34.961	1 lap	1 lap	65.11	1:44.400	11
9	57	A	John FREEMAN	Mazda MX5	11	20:37.751	2 laps	1 lap	62.45	1:45.474	11

### FASTEST LAP

2	A	Jonathan HALLIWELL	Mazda MX5	12	1:31.986	76.39 mph	122.94 kph
25	B	Paul RODDISON	Mazda MX5	12	1:32.055	76.33 mph	122.85 kph

Weather / Track : Cloudy / Damp

These results are provisional until the conclusion of any judicial and technical matters.

Snetterton

Circuit Length = 1.9520 miles

Start: 14:47 End: 15:08

Clerk of Course :

Timekeeper :

# MAX 5 Racing Championship

## RACE 14 - LAP CHART

Lap 1			Lap 2			Lap 3			Lap 4			Lap 5		
No	Behind	Laptime	No	Behind	Laptime	No	Behind	Laptime	No	Behind	Laptime	No	Behind	Laptime
25		1:44.155	25		1:37.299	2		1:37.581	2		1:35.100	2		1:33.748
2	0.752	1:44.907	2	0.260	1:36.807	5	1.298	1:36.859	5	2.877	1:36.679	25	5.116	1:34.306
5	2.109	1:46.264	5	2.280	1:37.470	25	4.618	1:42.459	25	4.558	1:35.040	5	6.457	1:37.328
24	5.132	1:49.287	1	8.055	1:40.052	1	9.151	1:38.937	1	12.842	1:38.791	1	17.243	1:38.149
1	5.302	1:49.457	24	9.485	1:41.652	24	11.230	1:39.586	24	14.779	1:38.649	24	19.438	1:38.407
8	7.260	1:51.415	8	10.657	1:40.696	8	12.510	1:39.694	8	16.436	1:39.026	8	20.068	1:37.380
55	8.492	1:52.647	55	12.694	1:41.501	55	13.665	1:38.812	55	16.682	1:38.117	55	20.322	1:37.388
23	13.537	1:57.692	23	25.060	1:48.822	23	37.106	1:49.887	23	50.455	1:48.449	23	1:03.889	1:47.182
57	29.696	2:13.851	57	46.700	1:54.303	57	1:03.480	1:54.621	57	1:20.486	1:52.106			

Weather / Track : Cloudy / Damp

Snetterton  
 Circuit Length = 1.9520 miles  
 Start: 14:47 End: 15:08

# MAX 5 Racing Championship

## RACE 14 - LAP CHART

Lap 6			Lap 7			Lap 8			Lap 9			Lap 10		
No	Behind	Laptime	No	Behind	Laptime	No	Behind	Laptime	No	Behind	Laptime	No	Behind	Laptime
2		1:34.299	2		1:32.540	2		1:32.483	2		1:34.634	2		1:34.857
25	5.082	1:34.265	25	7.226	1:34.684	25	9.221	1:34.478	25	8.077	1:33.490	25	6.490	1:33.270
57	1 LAP	1:53.619	5	12.307	1:36.929	5	16.513	1:36.689	23	1 LAP	1:45.639	5	18.558	1:35.457
5	7.918	1:35.760	57	1 LAP	1:49.696	1	34.004	1:38.498	5	17.958	1:36.079	23	1 LAP	1:46.349
1	22.702	1:39.758	1	27.989	1:37.827	55	35.468	1:39.197	1	37.142	1:37.772	55	38.393	1:35.838
55	23.475	1:37.452	55	28.754	1:37.819	57	1 LAP	1:49.086	55	37.412	1:36.578	1	39.894	1:37.609
24	28.950	1:43.811	24	36.146	1:39.736	24	42.299	1:38.636	24	47.697	1:40.032	24	51.370	1:38.530
8	35.496	1:49.727	8	43.241	1:40.285	8	49.332	1:38.574	8	52.109	1:37.411	8	53.463	1:36.211
23	1:15.885	1:46.295	23	1:29.798	1:46.453				57	1 LAP	1:48.608	57	1 LAP	1:47.982

Weather / Track : Cloudy / Damp

Snetterton  
 Circuit Length = 1.9520 miles  
 Start: 14:47 End: 15:08

# MAX 5 Racing Championship

## RACE 14 - LAP CHART

Lap 11			Lap 12			Lap 13		
No	Behind	Laptime	No	Behind	Laptime	No	Behind	Laptime
2		1:32.051	2		1:31.986	2		1:33.022
25	6.997	1:32.558	25	7.066	1:32.055	57	2 LAPS	1:45.474
5	21.357	1:34.850	5	23.802	1:34.431	25	7.658	1:33.614
23	1 LAP	1:44.660	23	1 LAP	1:44.400	5	26.985	1:36.205
55	42.417	1:36.075	55	47.975	1:37.544	55	55.886	1:40.933
1	45.426	1:37.583	1	51.167	1:37.727	1	57.138	1:38.993
24	55.613	1:36.294	8	1:00.211	1:36.139	23	1 LAP	1:49.133
8	56.058	1:34.646	24	1:00.859	1:37.232	8	1:04.178	1:36.989
57	1 LAP	1:48.405				24	1:04.720	1:36.883

Weather / Track : Cloudy / Damp

Snetterton  
 Circuit Length = 1.9520 miles  
 Start: 14:47 End: 15:08

# Caterham Invitation Race

## RACE 15 - CLASSIFICATION

POS	NO	CL	NAME	ENTRY	LAPS	TIME	GAP	DIFF	MPH	BEST	ON
1	1		Jamie ELLWOOD	Caterham 7	20	30:35.039			76.58	1:29.425	3
2	5		Andy McMILLAN	Caterham 7	20	30:41.888	6.849	6.849	76.30	1:30.271	3
3	3		Adrian RUSSELL	Caterham 7	20	30:56.447	21.408	14.559	75.70	1:30.929	3
4	109		James SIBBET	Caterham 7	20	30:56.743	21.704	0.296	75.69	1:30.613	4
5	148		Daniel MALKIN	Caterham 7	20	30:57.905	22.866	1.162	75.64	1:30.915	5
6	8		Martin AMISON	Caterham 7	20	31:39.494	1:04.455	41.589	73.98	1:31.382	4
7	159		Andy MOLSOM	Caterham 7	20	31:51.317	1:16.278	11.823	73.53	1:33.107	4
8	188		Chris ROME	Caterham 7	20	31:52.243	1:17.204	0.926	73.49	1:33.426	10
9	118		Andy SKINNER	Caterham 7	20	31:55.882	1:20.843	3.639	73.35	1:32.981	3
10	132		Ian ANDERSON	Caterham 7	19	30:48.234	1 lap	1 lap	72.23	1:34.332	5
11	172		Toby BRIANT	Caterham 7	19	31:07.370	1 lap	19.136	71.49	1:33.758	5
12	130		Andrew HAYTER	Caterham 7	19	31:08.897	1 lap	1.527	71.44	1:35.700	3
13	180		James BATCHELOR	Caterham 7	19	31:12.677	1 lap	3.780	71.29	1:36.138	3
14	126		Chris WILLIAMS	Caterham 7	19	31:26.979	1 lap	14.302	70.75	1:36.224	9
15	128		Martin KAY	Caterham 7	19	31:30.734	1 lap	3.755	70.61	1:35.906	3
16	16		Mark HARRISON	Caterham 7	19	32:03.138	1 lap	32.404	69.42	1:37.550	5
17	98		James RUSSELL	Caterham 7	19	32:12.148	1 lap	9.010	69.10	1:39.449	3
18	87		Rowan WILLIAMS	Caterham 7	19	32:14.128	1 lap	1.980	69.03	1:39.540	4
19	77		Jennifer GRACE	Caterham 7	18	30:44.476	2 laps	1 lap	68.57	1:39.606	4
20	97		Justin COX	Caterham 7	18	30:44.909	2 laps	0.433	68.56	1:39.345	3
21	160		Peter HUGHES	Caterham 7	18	30:55.222	2 laps	10.313	68.17	1:39.677	3
22	78		Andrew SAGAR	Caterham 7	18	31:05.795	2 laps	10.573	67.79	1:40.385	3

### NOT CLASSIFIED

DNF	66		David PEARSON	Caterham 7	10	15:32.074	10 laps	8 laps	75.39	1:30.498	5
DNF	22		Peter MARSH	Caterham 7	3	4:59.948	17 laps	7 laps	70.28	1:35.650	2
DNF	12		Trevor CARVEY	Caterham 7	1	1:40.776	19 laps	2 laps	69.73		

### FASTEST LAP

1			Jamie ELLWOOD	Caterham 7	3	1:29.425		78.58 mph		126.46 kph	
---	--	--	---------------	------------	---	----------	--	-----------	--	------------	--

Weather / Track : Rain / Wet

These results are provisional until the conclusion of any judicial and technical matters.

Snetterton

Circuit Length = 1.9520 miles

Start: 15:18 End: 15:50

Clerk of Course :		Timekeeper :	
-------------------	--	--------------	--

# Caterham Invitation Race

## RACE 15 - LAP CHART

Lap 1			Lap 2			Lap 3			Lap 4			Lap 5		
No	Behind	Laptime	No	Behind	Laptime	No	Behind	Laptime	No	Behind	Laptime	No	Behind	Laptime
5		1:40.467	5		1:30.503	5		1:30.271	5		1:30.939	5		1:32.206
12	0.309	1:40.776	66	1.651	1:31.616	1	1.054	1:29.425	1	0.036	1:29.921	1	0.353	1:32.523
66	0.538	1:41.005	1	1.900	1:30.740	3	4.249	1:30.929	3	4.310	1:31.000	3	3.050	1:30.946
8	0.581	1:41.048	148	2.937	1:32.466	148	4.349	1:31.683	109	4.408	1:30.613	109	3.072	1:30.870
148	0.974	1:41.441	3	3.591	1:32.309	109	4.734	1:30.858	148	4.705	1:31.295	148	3.414	1:30.915
1	1.663	1:42.130	109	4.147	1:32.230	66	7.778	1:36.398	66	7.702	1:30.863	66	5.994	1:30.498
3	1.785	1:42.252	118	9.803	1:35.367	118	12.513	1:32.981	118	15.293	1:33.719	118	16.747	1:33.660
109	2.420	1:42.887	172	12.482	1:36.437	172	17.811	1:35.600	159	21.119	1:33.107	8	22.506	1:32.350
118	4.939	1:45.406	22	13.072	1:35.650	22	18.707	1:35.906	8	22.362	1:31.382	159	23.801	1:34.888
172	6.548	1:47.015	159	13.341	1:35.885	159	18.951	1:35.881	188	23.232	1:34.171	188	24.783	1:33.757
22	7.925	1:48.392	188	14.457	1:36.014	132	19.941	1:35.132	132	23.597	1:34.595	132	25.723	1:34.332
159	7.959	1:48.426	132	15.080	1:37.140	188	20.000	1:35.814	172	25.740	1:38.868	172	27.292	1:33.758
132	8.443	1:48.910	180	17.274	1:37.862	8	21.919	1:33.148	180	28.429	1:36.227	180	32.580	1:36.357
188	8.946	1:49.413	130	18.437	1:38.197	180	23.141	1:36.138	130	28.925	1:35.998	130	33.336	1:36.617
180	9.915	1:50.382	128	18.581	1:38.885	130	23.866	1:35.700	128	33.194	1:39.917	128	37.419	1:36.431
128	10.199	1:50.666	8	19.042	1:48.964	128	24.216	1:35.906	126	39.026	1:37.553	126	43.741	1:36.921
130	10.743	1:51.210	126	23.199	1:40.351	126	32.412	1:39.484	98	42.762	1:39.884	98	50.322	1:39.766
160	13.035	1:53.502	98	24.639	1:40.971	98	33.817	1:39.449	160	44.022	1:40.236	16	50.689	1:37.550
126	13.351	1:53.818	160	25.319	1:42.787	160	34.725	1:39.677	87	44.860	1:39.540	87	53.269	1:40.615
98	14.171	1:54.638	77	25.853	1:41.561	87	36.259	1:39.710	16	45.345	1:39.002	160	53.827	1:42.011
77	14.795	1:55.262	78	26.702	1:42.077	78	36.816	1:40.385	77	47.178	1:39.606	78	56.470	1:41.473
78	15.128	1:55.595	87	26.820	1:41.002	16	37.282	1:37.988	78	47.203	1:41.326	77	56.837	1:41.865
87	16.321	1:56.788	16	29.565	1:38.595	77	38.511	1:42.929	97	52.579	1:39.725	97	1:00.248	1:39.875
16	21.473	2:01.940	97	34.719	1:40.598	97	43.793	1:39.345						
97	24.624	2:05.091												

Weather / Track : Rain / Wet

Snetterton  
Circuit Length = 1.9520 miles  
Start: 15:18 End: 15:50

# Caterham Invitation Race

## RACE 15 - LAP CHART

Lap 6			Lap 7			Lap 8			Lap 9			Lap 10		
No	Behind	Laptime	No	Behind	Laptime	No	Behind	Laptime	No	Behind	Laptime	No	Behind	Laptime
1		1:29.754	1		1:31.382	1		1:30.925	1		1:30.991	1		1:31.088
5	0.534	1:30.641	5	0.964	1:31.812	5	1.840	1:31.801	160	1 LAP	1:41.877	98	1 LAP	1:41.408
3	4.993	1:32.050	3	5.578	1:31.967	3	6.668	1:32.015	77	1 LAP	1:42.322	5	2.659	1:31.787
109	5.095	1:32.130	109	5.650	1:31.937	109	6.804	1:32.079	5	1.960	1:31.111	16	1 LAP	1:40.445
148	5.448	1:32.141	148	6.285	1:32.219	148	7.310	1:31.950	97	1 LAP	1:43.250	87	1 LAP	1:42.757
66	8.025	1:32.138	66	8.772	1:32.129	66	10.208	1:32.361	3	8.248	1:32.571	109	11.265	1:33.920
118	21.349	1:34.709	118	25.443	1:35.476	8	29.808	1:33.466	109	8.433	1:32.620	3	11.445	1:34.285
8	24.977	1:32.578	8	27.267	1:33.672	118	30.286	1:35.768	148	8.839	1:32.520	160	1 LAP	1:42.346
159	28.083	1:34.389	159	30.903	1:34.202	159	34.189	1:34.211	66	11.760	1:32.543	148	11.676	1:33.925
188	28.675	1:33.999	188	31.530	1:34.237	188	34.774	1:34.169	78	1 LAP	1:52.960	77	1 LAP	1:42.146
132	30.246	1:34.630	132	34.583	1:35.719	172	39.464	1:35.614	8	32.375	1:33.558	97	1 LAP	1:41.508
172	32.006	1:34.821	172	34.775	1:34.151	132	39.961	1:36.303	118	33.347	1:34.052	66	13.195	1:32.523
180	39.602	1:37.129	130	46.903	1:38.109	130	53.450	1:37.472	159	37.410	1:34.212	78	1 LAP	1:40.873
130	40.176	1:36.947	180	48.008	1:39.788	180	54.285	1:37.202	188	37.816	1:34.033	8	34.262	1:32.975
128	47.145	1:39.833	128	53.170	1:37.407	128	59.236	1:36.991	132	55.620	1:46.650	118	36.590	1:34.331
126	52.243	1:38.609	126	58.112	1:37.251	126	1:04.191	1:37.004	172	58.513	1:50.040	159	39.731	1:33.409
16	58.889	1:38.307	98	1:12.617	1:41.661	98	1:23.308	1:41.616	180	1:00.700	1:37.406	188	40.154	1:33.426
98	1:02.338	1:42.123	87	1:18.205	1:41.911	87	1:28.851	1:41.571	130	1:01.567	1:39.108	132	1:00.759	1:36.227
87	1:07.676	1:44.514	16	1:18.739	1:51.232	16	1:29.246	1:41.432	128	1:05.780	1:37.535	180	1:09.038	1:39.426
160	1:08.513	1:44.793	160	1:20.262	1:43.131				126	1:09.424	1:36.224	130	1:09.872	1:39.393
78	1:08.651	1:42.288	78	1:21.256	1:43.987							172	1:11.632	1:44.207
77	1:08.878	1:42.148	97	1:21.397	1:42.202							128	1:14.542	1:39.850
97	1:10.577	1:40.436	77	1:21.442	1:43.946							126	1:14.995	1:36.659

Weather / Track : Rain / Wet

Snetterton  
Circuit Length = 1.9520 miles  
Start: 15:18 End: 15:50

# Caterham Invitation Race

## RACE 15 - LAP CHART

Lap 11			Lap 12			Lap 13			Lap 14			Lap 15		
No	Behind	Laptime	No	Behind	Laptime	No	Behind	Laptime	No	Behind	Laptime	No	Behind	Laptime
1		1:30.895	1		1:30.576	1		1:30.947	1		1:31.093	1		1:31.407
5	2.793	1:31.029	5	3.248	1:31.031	5	3.728	1:31.427	5	4.377	1:31.742	172	1 LAP	1:36.454
98	1 LAP	1:40.634	3	14.427	1:32.168	3	15.505	1:32.025	128	1 LAP	1:39.817	180	1 LAP	1:38.662
3	12.835	1:32.285	109	14.665	1:32.045	109	15.666	1:31.948	126	1 LAP	1:49.249	5	4.679	1:31.709
109	13.196	1:32.826	148	16.213	1:32.327	148	16.686	1:31.420	3	16.468	1:32.056	130	1 LAP	1:37.629
148	14.462	1:33.681	98	1 LAP	1:41.421	16	1 LAP	1:39.142	109	16.612	1:32.039	128	1 LAP	1:37.833
16	1 LAP	1:39.161	16	1 LAP	1:37.975	98	1 LAP	1:41.889	148	17.418	1:31.825	3	16.955	1:31.894
87	1 LAP	1:40.705	87	1 LAP	1:40.284	87	1 LAP	1:40.435	16	1 LAP	1:38.076	109	17.162	1:31.957
97	1 LAP	1:41.185	97	1 LAP	1:41.141	8	42.789	1:34.121	98	1 LAP	1:40.899	148	19.042	1:33.031
160	1 LAP	1:43.178	77	1 LAP	1:41.306	97	1 LAP	1:40.560	8	46.015	1:34.319	126	1 LAP	1:37.431
77	1 LAP	1:41.770	160	1 LAP	1:42.600	77	1 LAP	1:40.567	87	1 LAP	1:40.472	16	1 LAP	1:39.294
78	1 LAP	1:41.581	8	39.615	1:33.543	160	1 LAP	1:40.715	159	53.791	1:35.286	8	48.453	1:33.845
8	36.648	1:33.281	78	1 LAP	1:41.276	118	46.873	1:34.193	77	1 LAP	1:40.953	98	1 LAP	1:40.884
118	39.859	1:34.164	118	43.627	1:34.344	159	49.598	1:33.902	97	1 LAP	1:41.592	87	1 LAP	1:39.969
188	43.155	1:33.896	159	46.643	1:33.664	188	49.732	1:33.595	118	54.260	1:38.480	159	57.125	1:34.741
159	43.555	1:34.719	188	47.084	1:34.505	78	1 LAP	1:40.548	188	54.344	1:35.705	188	57.782	1:34.845
132	1:05.357	1:35.493	132	1:10.847	1:36.066	132	1:15.881	1:35.981	160	1 LAP	1:41.358	118	59.024	1:36.171
180	1:15.558	1:37.415	180	1:21.734	1:36.752	180	1:27.346	1:36.559	78	1 LAP	1:41.519	77	1 LAP	1:40.949
172	1:16.669	1:35.932	172	1:22.144	1:36.051	172	1:27.494	1:36.297	132	1:21.555	1:36.767	97	1 LAP	1:41.082
130	1:17.887	1:38.910	130	1:24.173	1:36.862	130	1:29.748	1:36.522				160	1 LAP	1:41.260
126	1:21.166	1:37.066	126	1:28.101	1:37.511							78	1 LAP	1:41.390
128	1:22.129	1:38.482	128	1:28.689	1:37.136							132	1:26.309	1:36.161

Weather / Track : Rain / Wet

Snetterton  
Circuit Length = 1.9520 miles  
Start: 15:18 End: 15:50

# Caterham Invitation Race

## RACE 15 - LAP CHART

Lap 16			Lap 17			Lap 18			Lap 19			Lap 20		
No	Behind	Laptime	No	Behind	Laptime	No	Behind	Laptime	No	Behind	Laptime	No	Behind	Laptime
1		1:31.390	1		1:31.730	1		1:32.508	1		1:32.263	1		1:33.351
5	5.486	1:32.197	5	5.522	1:31.766	132	1 LAP	1:37.357	97	2 LAPS	1:41.669	5	6.849	1:34.428
172	1 LAP	1:36.354	130	1 LAP	1:36.981	5	5.215	1:32.201	77	2 LAPS	1:41.809	77	2 LAPS	1:42.409
130	1 LAP	1:36.553	180	1 LAP	1:37.431	78	2 LAPS	1:51.421	5	5.772	1:32.820	97	2 LAPS	1:43.003
180	1 LAP	1:39.324	172	1 LAP	1:42.585	3	19.852	1:33.160	160	2 LAPS	1:45.303	132	1 LAP	1:37.066
3	18.611	1:33.046	3	19.200	1:32.319	109	20.833	1:33.096	132	1 LAP	1:37.196	160	2 LAPS	1:44.239
109	18.699	1:32.927	109	20.245	1:33.276	130	1 LAP	1:38.376	78	2 LAPS	1:41.504	3	21.408	1:33.405
148	20.081	1:32.429	148	20.508	1:32.157	148	21.294	1:33.294	3	21.354	1:33.765	109	21.704	1:33.516
128	1 LAP	1:39.819	128	1 LAP	1:37.131	172	1 LAP	1:38.065	109	21.539	1:32.969	148	22.866	1:34.012
126	1 LAP	1:38.331	126	1 LAP	1:36.909	180	1 LAP	1:39.796	148	22.205	1:33.174	78	2 LAPS	1:44.586
8	51.988	1:34.925	8	54.752	1:34.494	128	1 LAP	1:38.132	130	1 LAP	1:38.098	172	1 LAP	1:38.570
16	1 LAP	1:39.723	16	1 LAP	1:39.650	126	1 LAP	1:37.582	172	1 LAP	1:36.551	130	1 LAP	1:40.215
159	1:01.635	1:35.900	159	1:05.925	1:36.020	8	57.659	1:35.415	180	1 LAP	1:39.252	180	1 LAP	1:39.569
188	1:02.806	1:36.414	188	1:06.563	1:35.487	188	1:08.982	1:34.927	128	1 LAP	1:38.505	126	1 LAP	1:39.985
118	1:03.775	1:36.141	118	1:07.181	1:35.136	159	1:10.247	1:36.830	126	1 LAP	1:39.041	128	1 LAP	1:50.458
98	1 LAP	1:41.884	98	1 LAP	1:40.947	16	1 LAP	1:40.630	8	1:01.198	1:35.802	8	1:04.455	1:36.608
87	1 LAP	1:40.661	87	1 LAP	1:39.630	118	1:11.243	1:36.570	188	1:13.698	1:36.979	159	1:16.278	1:35.286
97	1 LAP	1:41.478	97	1 LAP	1:41.169	87	1 LAP	1:40.064	159	1:14.343	1:36.359	188	1:17.204	1:36.857
77	1 LAP	1:41.903	77	1 LAP	1:41.025	98	1 LAP	1:41.254	118	1:16.132	1:37.152	118	1:20.843	1:38.062
160	1 LAP	1:42.544	160	1 LAP	1:43.665				16	1 LAP	1:41.644	16	1 LAP	1:41.352
78	1 LAP	1:41.006							87	1 LAP	1:40.978	98	1 LAP	1:40.481
132	1:31.428	1:36.509							98	1 LAP	1:40.339	87	1 LAP	1:42.522

Weather / Track : Rain / Wet

Snetterton  
Circuit Length = 1.9520 miles  
Start: 15:18 End: 15:50